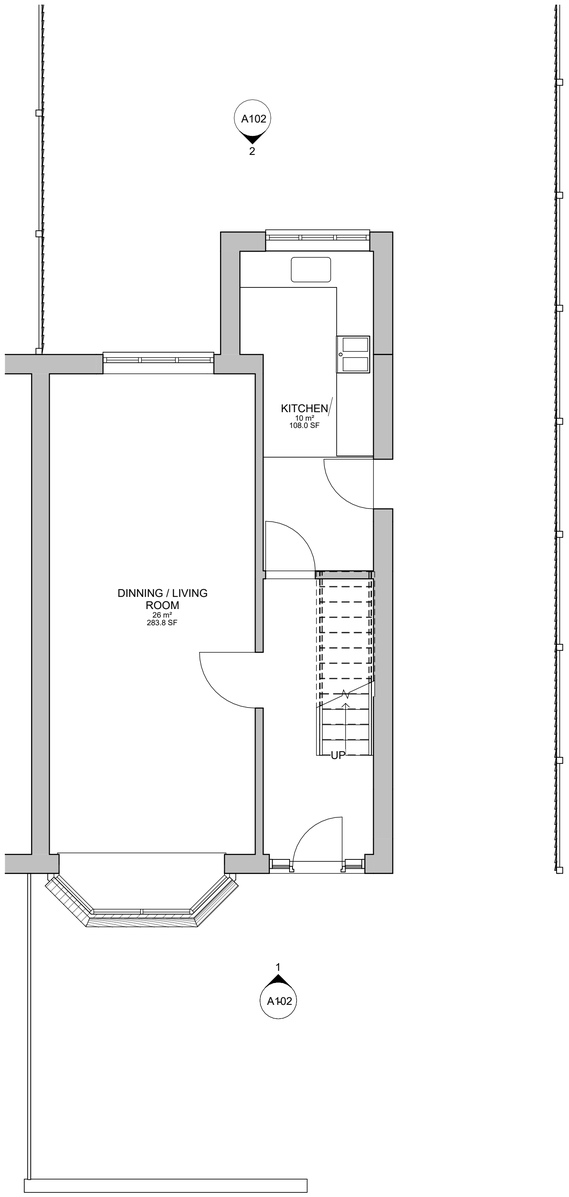

4 EXISTING GF FFL
1 : 50

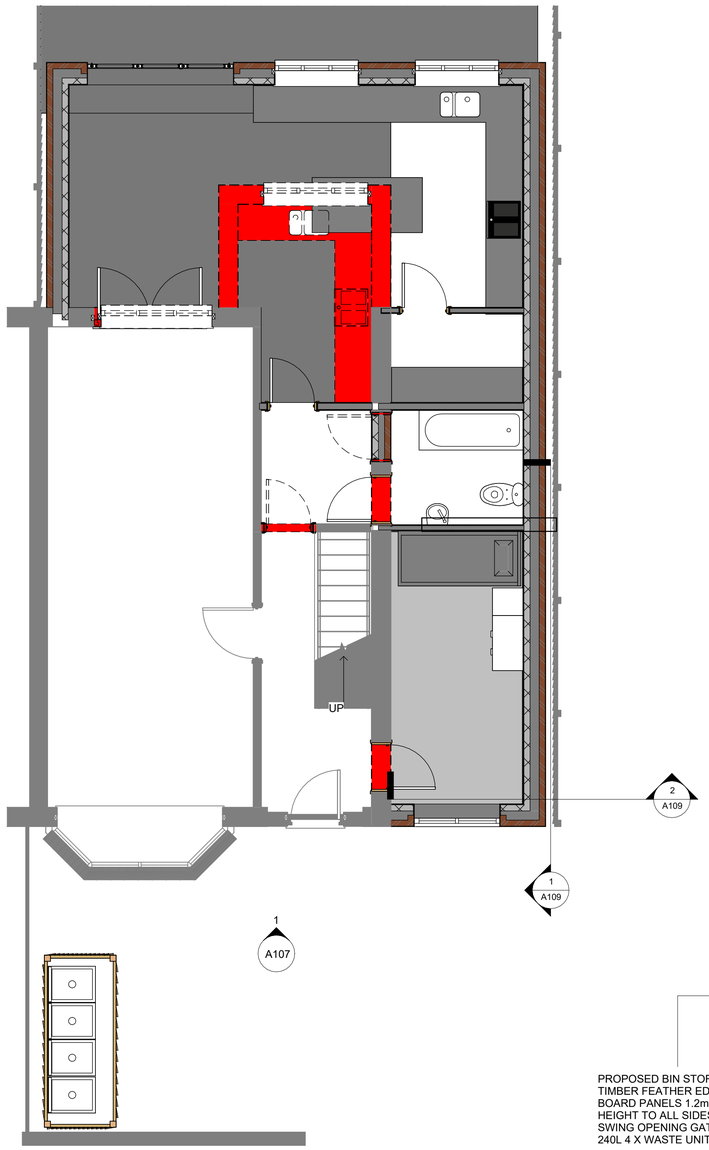

5 GF FFL DEMO PLAN
1 : 50

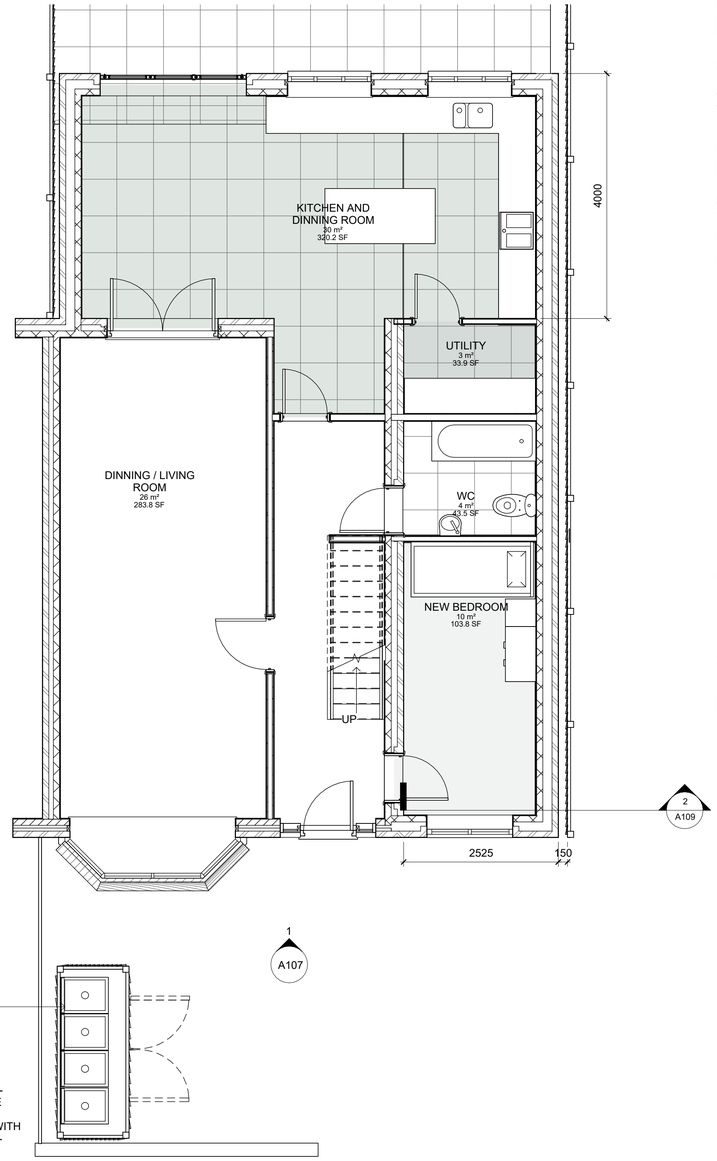

PROPOSED BIN STORE - TIMBER FEATHER EDGE BOARD PANELS 1.2m IN HEIGHT TO ALL SIDES WITH SWING OPENING GATE - 240L 4 X WASTE UNITS

SITED ON - HARD STANDING REINFORCED CONCRETE SLAB -

6 PROPOSED GF FFL
1 : 50

Notes

GENERAL NOTES

THE CONTRACTOR IS ADVISED TO VISIT THE SITE PRIOR TO ALL LOCAL CONDITIONS & RESTRICTIONS LIKELY TO AFFECT THE EXECUTION OF THE WORKS. NO CLAIMS ARISING FROM FAILURE TO DO SO WILL BE CONSIDERED.

THIS DRAWING IS TO BE READ IN CONJUNCTION WITH ALL OTHER DRAWINGS, SCHEDULES & SPECIFICATIONS RELATING TO THE PROJECT AND ANY DISCREPANCIES NOTIFIED TO THE CONTRACT ADMINISTRATOR IMMEDIATELY.

THE CONTRACTOR IS TO CHECK ALL DIMENSIONS ON SITE PRIOR TO COMMENCING WORKS OR ORDERING ANY MATERIALS. DO NOT SCALE OFF DRAWINGS..

ALL WORKMANSHIP AND MATERIALS TO COMPLY WITH BUILDING REGULATIONS,BRITISH STANDARDS,CODES OF PRACTICE, MANUFACTURERS INSTRUCTIONS,AGREMENT CERTIFICATES ETC.ALL MATERIALS SHALL BE SUITABLE FOR PURPOSE.

THE CONTRACTOR IS TO MAKE GOOD ALL

- THE CONTRACTOR TO CHECK AND VERIFY ALL BUILDING AND SITE DIMENSIONS, LEVELS AND SEWER INVERT LEVELS AT CONECTION POINTS BEFOIRE WORK COMMENCES.
- THIS DRAWING MUST BE READ WITH AND CHECKED AGAINST ANY STRUCTURAL OR SPECIALIST DRAWINGS PROVIDED.
- THE CONRACTOR IS TO COMPLY IN ALL ASPECTS WITH THE CURRENT BUILDING REGULATIONS WHETHER OT NOT SPECIFICALLY STATED ON THESE DRAWINGS
- NO DIMENSIONS ARE TO BE SCALED FROM THIS DRAWING, ALL DIMENSION TO BE CHECKED BEFORE WORK COMMENCES AND ANY DISCREPANCY TO BE REPORTED TO CLIENT.
- ALL WORKS TO COMPLY WITH THE WORKMANSHIP CLAUSES IN BS8000 SERIES AND TO BE IN FULL COMPLIANCE WITH BUILDING REGULATIONS.
- CONTRACTOR IS TO NOTIFY BUILDING CONTROL AT THE APPROPRIATE STAGES IN CONSTRUCTION - NECESSARY FOR THEM TO DETERMINE THE WORKS STATUTORY COMPLIANCE.

WORKS DISTURBED.

THE CONTRACTOR TO COMPLY WITH CDM REGULATIONS AND HEALTH AND SAFETY REQUIREMENTS WHERE APPROPRIATE.
-

Proposed Drainage route to Existing Main Sewer

Dashed Green line indicating - Proposed Structural Elemnets deifined by Structural Engineer - refer to Engineers Documentation

Room Area Legend

- DINNING / LIVING ROOM
- KITCHEN AND DINNING ROOM
- NEW BEDROOM
- UTILITY
- WC

Rev	Description	Date	Dr by	App by
original by NK		date created 01/03/24		approved by NK

NK Architectural
Enquiries@nkarchitectural.co.uk
0161 818 4727
www.NKARCHITRCTURAL.co.uk

client name
MR K SINGH

project
37 BEVERLY ROAD, MANCHESTER M14 6TH - SINGLE STOREY SIDE AND REAR EXTENSION

drawing
EXISTING, DEMO AND PROPOSED GF PLAN

computer file
C:\Users\nkhan\Dropbox\NKARC\37 Beverly M14 6TH\37 Beverly M14 6TH.rvt

plot date

project number	scale	
2018.10001.6785	1 : 50	@A1
drawing number A104	rev	issue status PLANNING

This drawing is to be read in conjunction with all related drawings. All dimensions must be checked and verified on site before commencing any work or producing shop drawings. The originator should be notified immediately of any discrepancy.
This drawing is copyright and remains the property of NK Architectural.