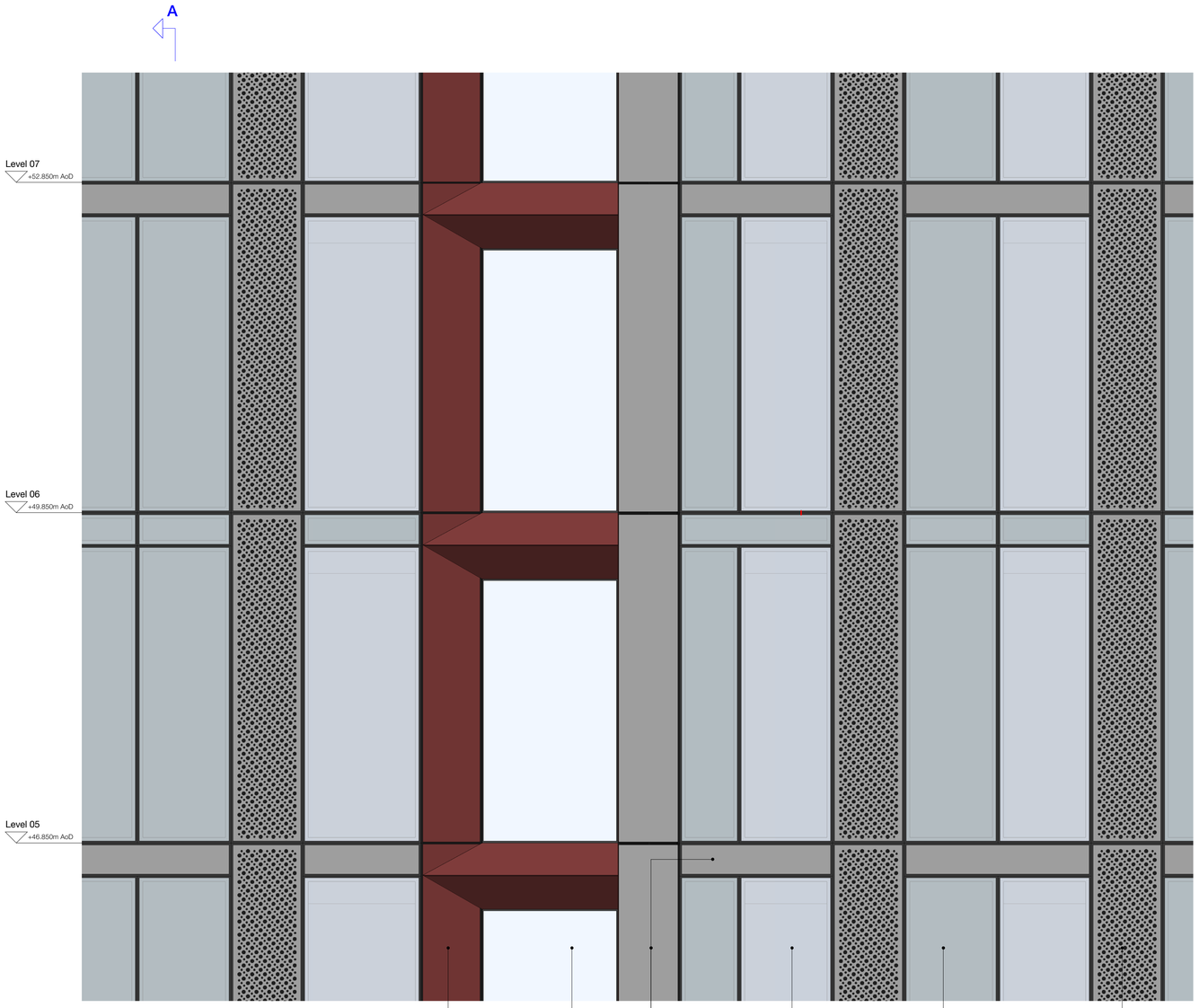

1 Tower A Side Facade - Elevation.

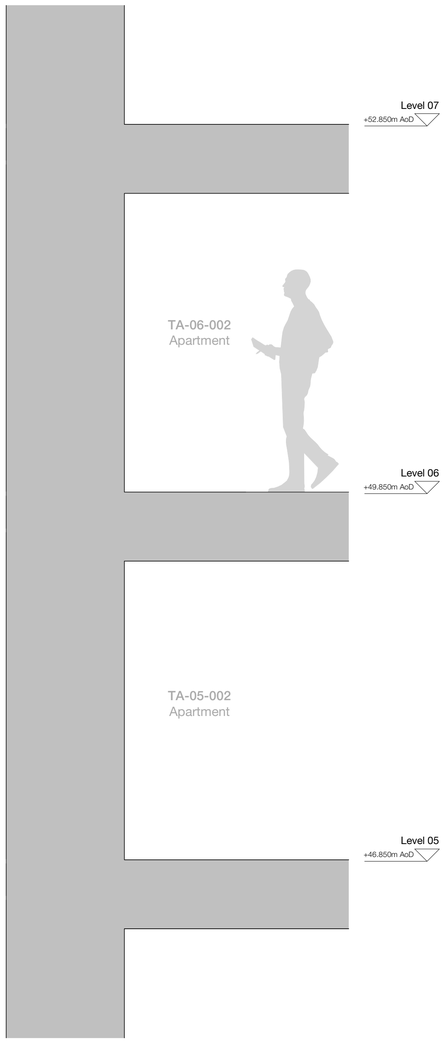

A Section

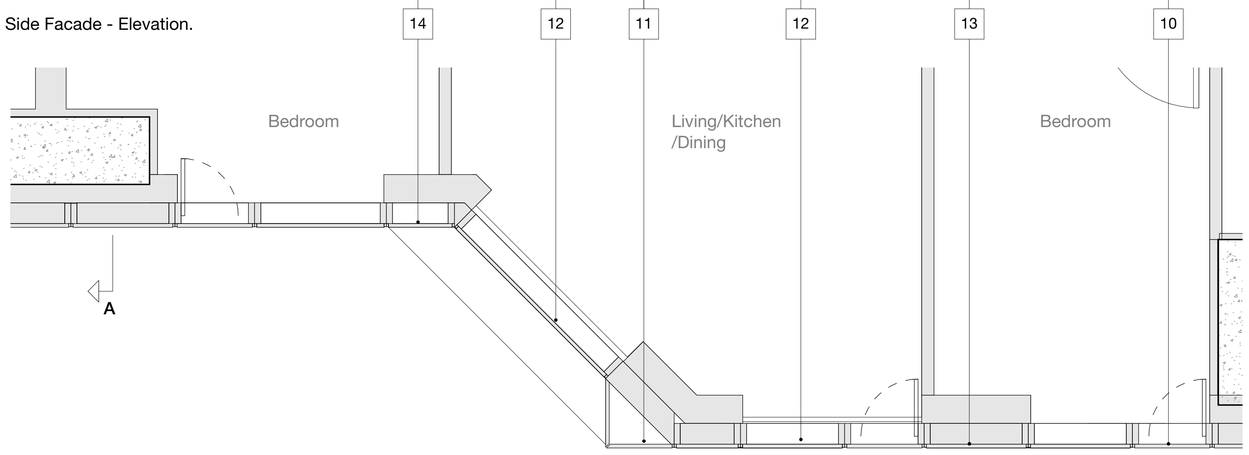

2 Tower A Side Facade - Plan.

Copyright Hawkins\Brown Architects
No implied licence exists. This drawing should not be used to calculate areas for the purposes of valuation. Do not scale this drawing. All dimensions to be checked on the site by the contractor and such dimensions to be their responsibility. All work must comply with relevant British Standards and Building Regulations requirements. Drawing errors and omissions to be reported to the architect. To be read inconjunction with Architect's specification and other consultant information.

Rev	Description	Date
P1	Issued for Planning	01.08.24

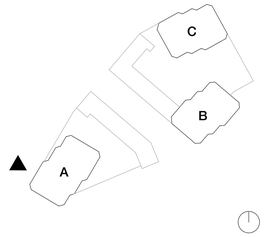

Key

1. Grey Brickwork
2. Metallic PPC Aluminium Framed Window
3. Metallic PPC Aluminium Framed Curtain Wall
4. Precast concrete projecting Cill
5. Textured Fibre Cement Panel
6. Metallic PPC Metal Railings
7. Projecting Metallic PPC Metal Cill
8. Projecting Balcony
9. Anodised Aluminium Panel with Perforations
10. Anodised Aluminium Panel with Perforations (openable panel behind for purge ventilation)
11. Anodised Aluminium Spandrel Panel
12. Clear Fixed Glazing
13. Glazed Spandrel Panel
14. Coloured Anodised Aluminium Panel (as per agreed colour strategy)
15. PPC Metal Car Port Door
16. PPC Residential Entrance Door
17. Metallic PPC Metal Door
18. PPC Metal Louvred Door
19. Feature Metallic PPC Metal Gate - Automated
20. Metallic PPC Aluminium Panel with Perforations
21. Feature Metallic PPC Metal Fence with Gate
22. Feature Grey Brickwork
23. Hit & Miss Grey Brickwork
24. Exposed Concrete Feature Column
25. Metallic PPC Metal Railings with Solid Rear Panel
26. Metallic PPC Fascia Panel
27. Metallic PPC Framed Glazed Door
28. Precast concrete coping

CR Construction (U.K.) Company Limited
華營建築(英國)有限公司
浙建集團
26-28 Hilton Street
Manchester M1 2EH
mail@hawkinsbrown.com
hawkinsbrown.com
Hawkins\Brown

Project
Victoria Riverside
Dantzic Street
Manchester

Drawing
Proposed Tower A Side Facade - Bay Study

Scale @ A1	Date
1 : 25	Aug 2024

Drawn By	Checked By
JD	NT

Job Number	Status	Purpose of Issue
18059	S2	For Planning

Drawing No.	Rev
VRS-HBA-TA-ZZ-DR-A-080401	P1