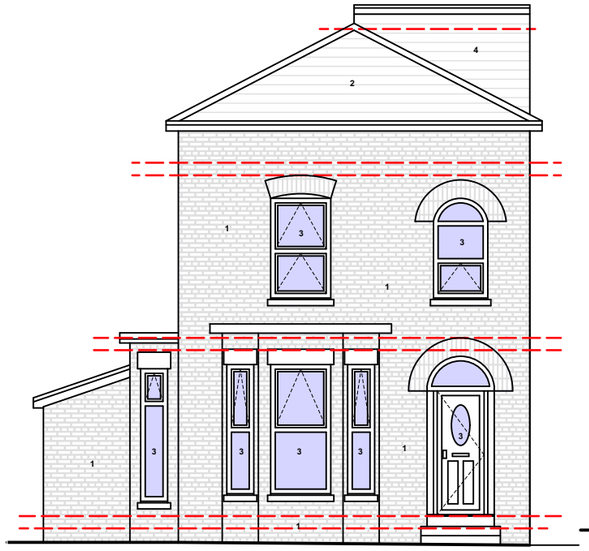

EXISTING GA FRONT ELEVATION @1:100

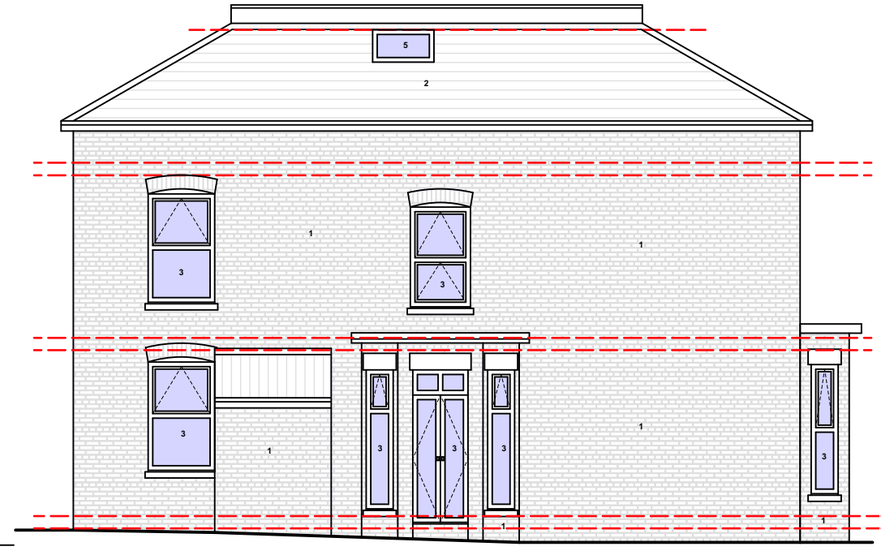

EXISTING GA SIDE ELEVATION 1 @1:100 (UNCHANGED)

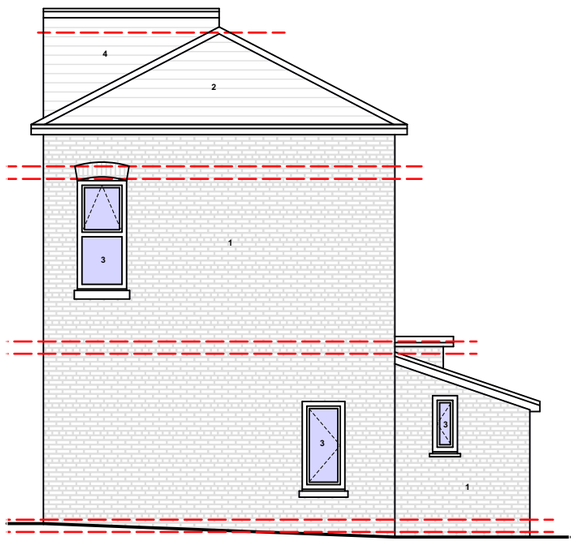

EXISTING GA REAR ELEVATION @1:100

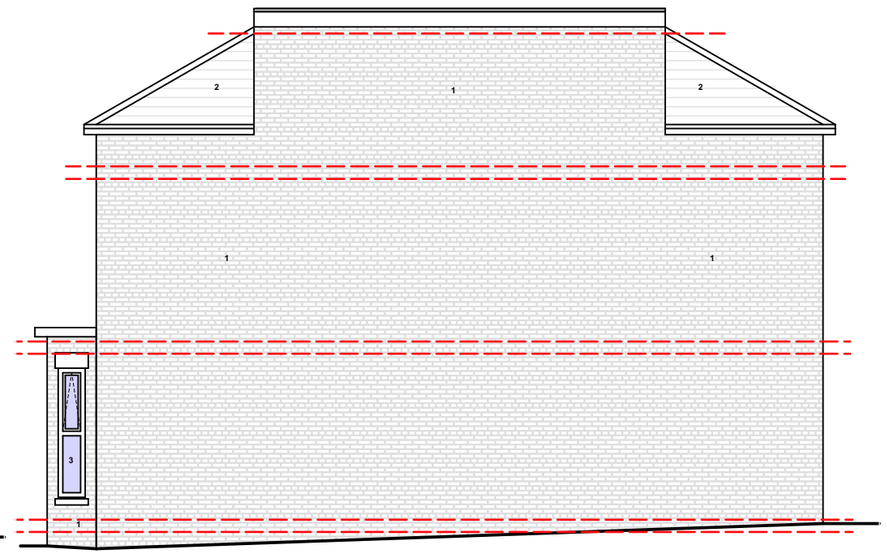

EXISTING GA SIDE ELEVATION 2 @1:100

notes

This drawing is subject to a detailed building and site survey, therefore no guarantee of its accuracy can be given.
This drawing has been draughted in accordance with the clients design requirements.
All areas are approximate and are subject to a detailed building and site survey and further design development.
All dimensions should be checked prior to commencement of construction on site. Measurements should not be taken off the drawing.

All dimensions shown are in millimetres (mm).

Text Key

1. Existing facing brickwork
2. Existing plain grey roof tiles
3. Existing uPVC door/window
4. Existing vertically hung tiles
5. Existing skylight

6. Proposed facing brickwork
7. Proposed uPVC door/window
8. Proposed plain grey roof tiles
9. Proposed ss guard rail

N

SITE BOUNDARY LINE

SCALE BAR 1:100

SCALE BAR 1:200

PL1	Planning Updates	04.06.24
PL0	Planning Issue	20.03.24

revisions

NADA Architects Ltd
169 Kingsway
Burnage
Manchester
M19 2ND
Mob: 07974 735527
E: ahmed@nadaarchitects.com
W: www.nadaarchitects.com

PLANNING

D - design
T - tender
C - construction
PL - planning
P - preliminary
R - record
PT - pre-tender

KHAQAN SAFI KHOKHAR

NEW BUILD DWELLING
6 DAISY AVENUE,
MANCHESTER, M13 0LY

EXISTING GA ELEVATIONS

scale	date	drawn	checked
1:100 @ A3	20.03.24	MI	AC

job no	(category) dwg no	revision
24-1234	(01)001	PL1

Drawing measurements shall not be obtained by scaling. Verify all dims prior to construction. Immediately report any discrepancies on this drawing to Architect. This drawing shall be read in conjunction with associated specifications and related consultant's documents.