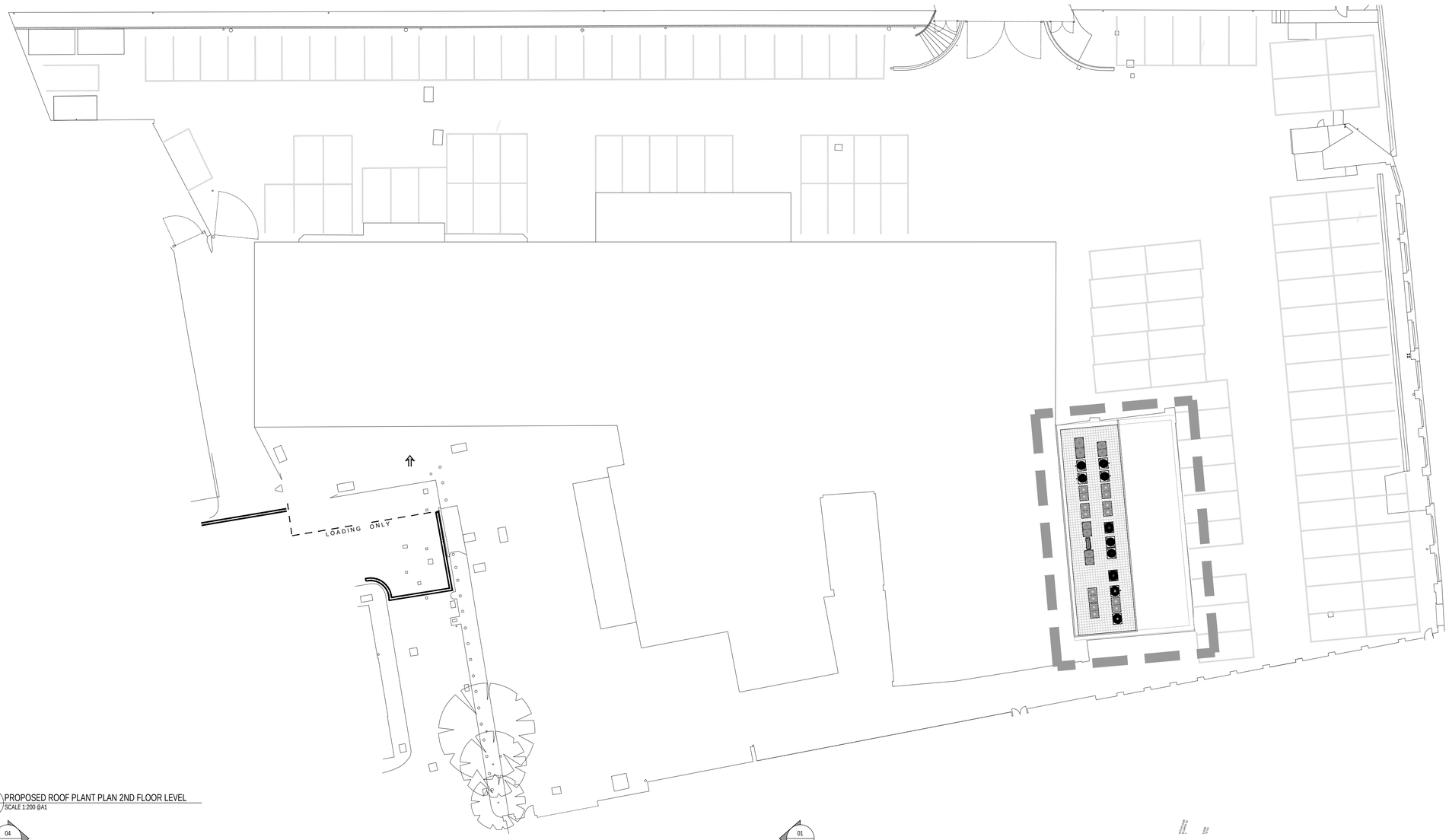

01 20010 PROPOSED ROOF PLANT PLAN 2ND FLOOR LEVEL
SCALE 1:200 @A1

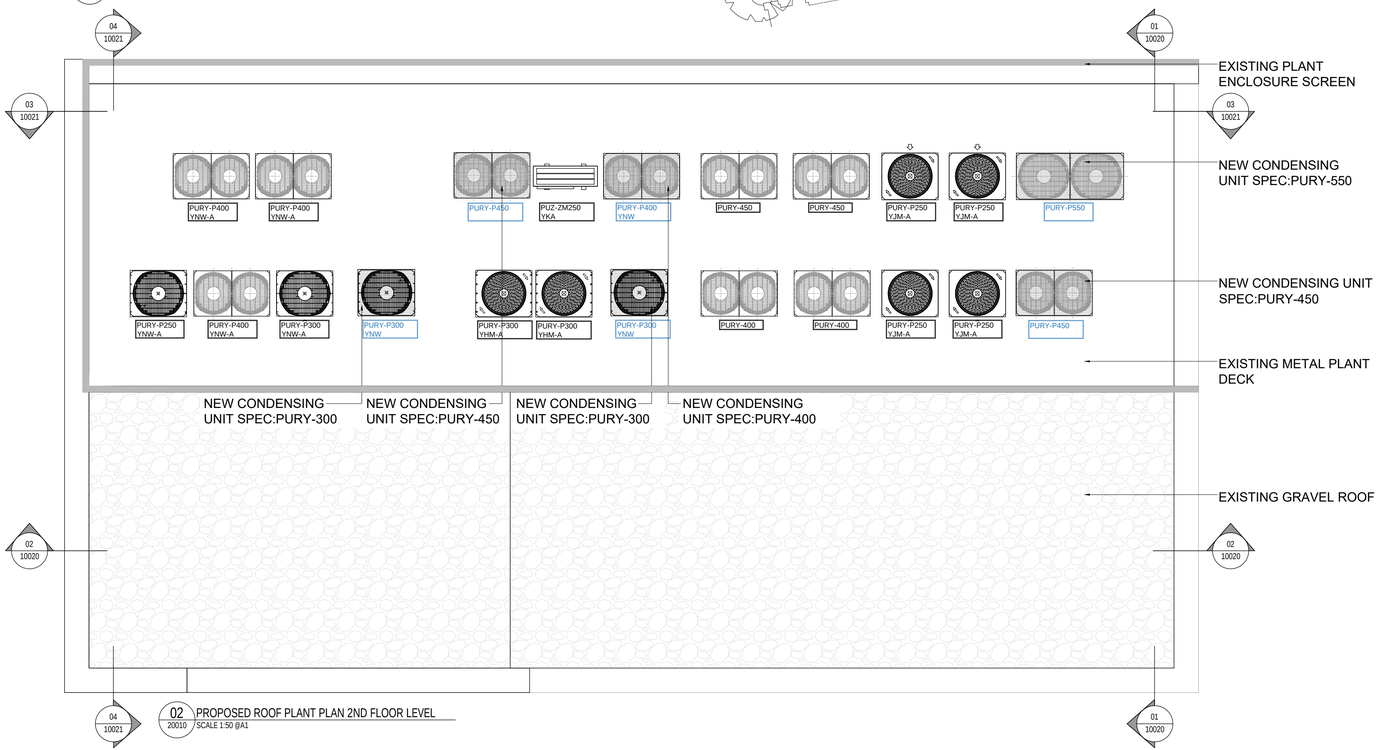

02 20010 PROPOSED ROOF PLANT PLAN 2ND FLOOR LEVEL
SCALE 1:50 @A1

KEY

NEW CONDENSERS

1:100

2m 0 2m 4m 6m 8m 10m

Notes

1. To be read in conjunction with:
   1.1. MoreySmith information including, but not limited to, Specifications, Schedules, Design Reports, and Design Access strategy.
   1.2. Design team information produced by, but not limited to, Structural Engineer, MEP Engineer, Fire Engineer (including fire strategy), Approved Inspector / Building Control, Acoustic Engineer, Security Consultant, AV & Consultant and Catering Consultant or any consultant engaged as part of the design team.
2. Do not scale from drawing. Any discrepancies between the drawings and other information forming part of the contract, or the specification must be reported and clarified before commencement of any work or procurement.
3. All dimensions, levels, and clearances to be checked on site by the contractor or their sub-contractor prior to commencement of any building works.
4. Areas shown are for design purposes only and may vary during design development. Do not use the areas indicated on the drawing for costing or leasing agreements.
5. Contractor to submit full set of production/ shop drawings for MoreySmith status approval prior to commencement of any contract/ building works or procurement.
6. Contractor to submit samples of all finishes on MoreySmith finishes schedule for MoreySmith status approval prior to procurement, manufacture or construction install.
7. Contractor to submit samples of all elements that will be visible in the finished works for status approval prior to procurement, manufacture or construction install.
8. Drawings to be printed in Colour & correct scale indicated in drawings.

Rev.	Date	Comment	By	Chkd
PL1	11.09.24	ISSUED FOR PLANNING	MK	BA
P01	05.07.24	ISSUED FOR PLANNING	MK	BA

Revisions

Key Plan

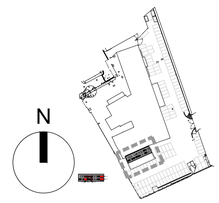

Work Stage: PLANNING

Status: FOR PLANNING

Project Title:
CASTLEFORGE
LINLEY HOUSE
MANCHESTER
M1 4LF

Drawing Title:
PROPOSED PLANT PLAN
ROOF LEVEL L02

First Issued: 05.07.24 Scale: Varies@A1

Drawing Number:
CF577-MS-XX-R02-DR-I-20010

Drawn by:	Checked by:	Revision:
BA	BA	PL1

MoreySmith
24 Marshalsea Road
London SE1 1HF
020 7089 1470
info@morey.co.uk
www.moreysmith.com

Do not scale from this drawing (except for planning purposes) All dimensions to be Checked on site, any discrepancies must be reported to the Architect immediately.
© MoreySmith Ltd