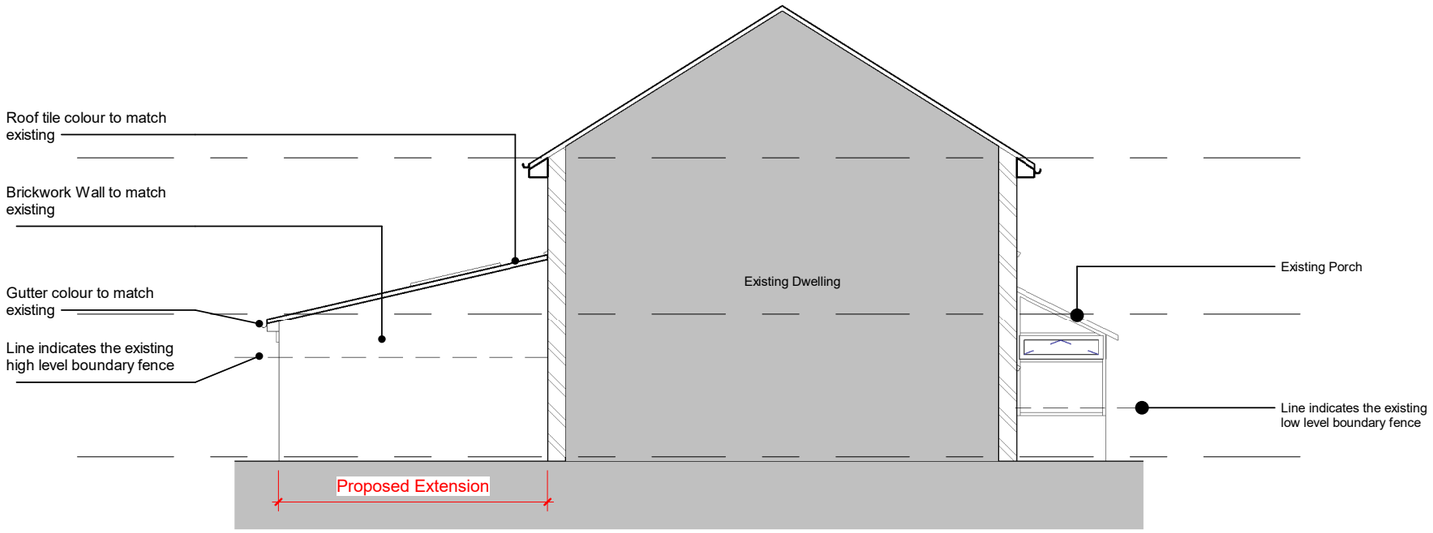


## 21-XX_Proposed Side Elevation/Section

1 : 100

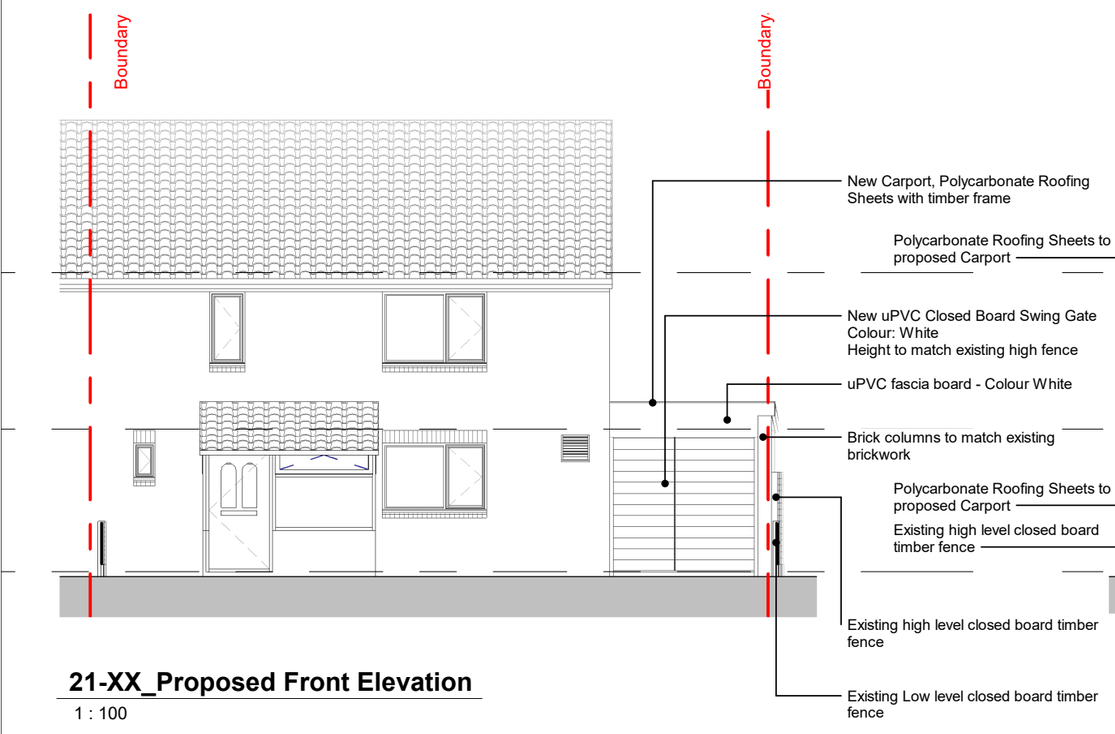


## 21-XX_Proposed Front Elevation

1 : 100

0m 2m 4m 6m 8m

VISUAL SCALE 1:100 @ A3

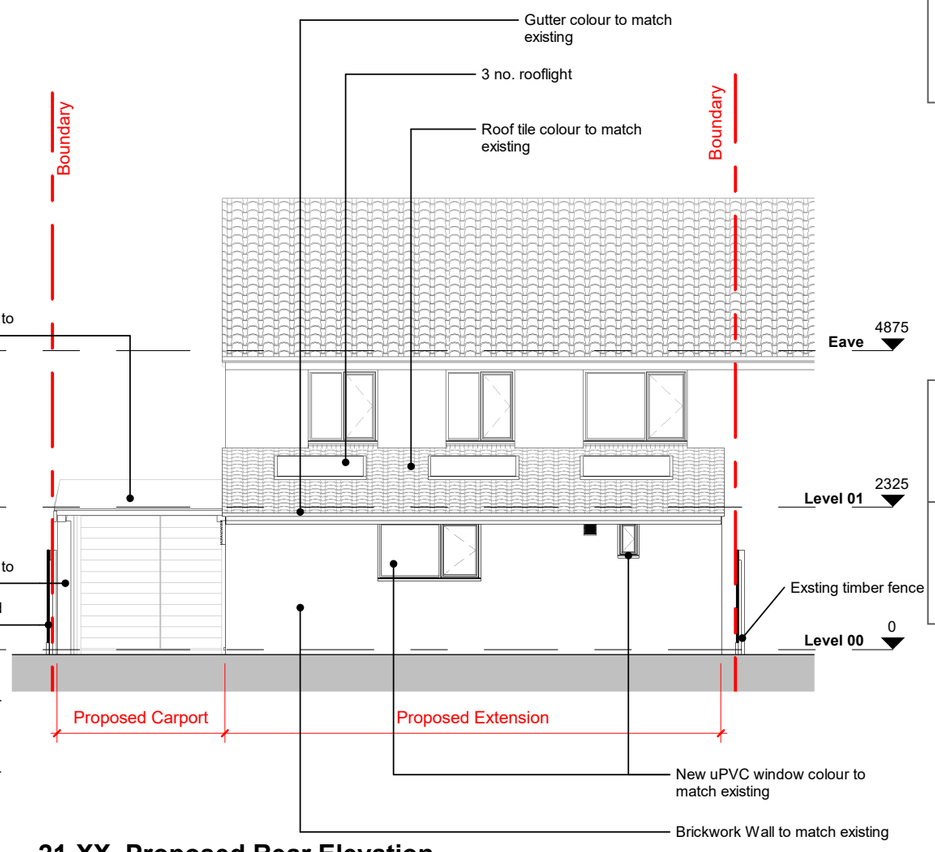


## 21-XX_Proposed Rear Elevation

1 : 100

# General Notes:

This drawing is the property of Architecture Graphic (t/a AG) and copyright is reserved by them. The drawing is not to be copied, reproduced or re-distributed either in whole or in part without the prior written consent of Architecture Graphic.

The originator shall have no responsibility for any liability, loss, cost, damage or expense arising from or relating to any use of this document other than for its intended purpose on this project.

This drawing shall be read in conjunction with all other relevant drawings, specifications and associated documentation. Any discrepancies, errors or omissions are to be reported to the originator before proceeding with work.

All dimensions are to be checked on site by the contractor prior to proceeding with any work. This drawing shall not be scaled to ascertain any dimensions Work to figured dimensions only.

**DISCLAIMER**
When this drawing is issued in CAD, it is an uncontrolled version issued for information only, to enable the recipient to prepare their own documents/ drawings for which they are solely responsible.

**SOFTWARE INTEROPERABILITY**
Architecture Graphic prepared this drawing using Autodesk REVIT.

Architecture Graphic does not accept liability for any loss or degradation of any information held in the drawing resulting from the translation from the original file format to any other file format or from the recipients reading of it in any other programme.

| Rev | Revision Details | Drawn | Date | Chck'd |
|---|---|---|---|---|
| P3 | Rear side elevation added | AL | 18.09.24 | AL |
| P2 | Issue for Planning | AL | 27.08.24 | AL |
| P1 | First Issue | AL | 23.08.24 | AL |

Project No. **PR056**
Suitability **S2 SUITABLE FOR INFORMATION**
Status **Planning**

Client:
**Ms Pham**

Project:
**19 Burnell Close**
**Miles Platting, Manchester**

Sheet Name:
**Proposed Elevations - Sheet 1**

Drawing No. **PR056-AG-AV-XX-DR-A-9006** Rev. **P3**
Drawn By **Author** Scale **1 : 100 @ A3**
Created **22.08.24**

architecture graphic
e architecturegraphics@hotmail.com