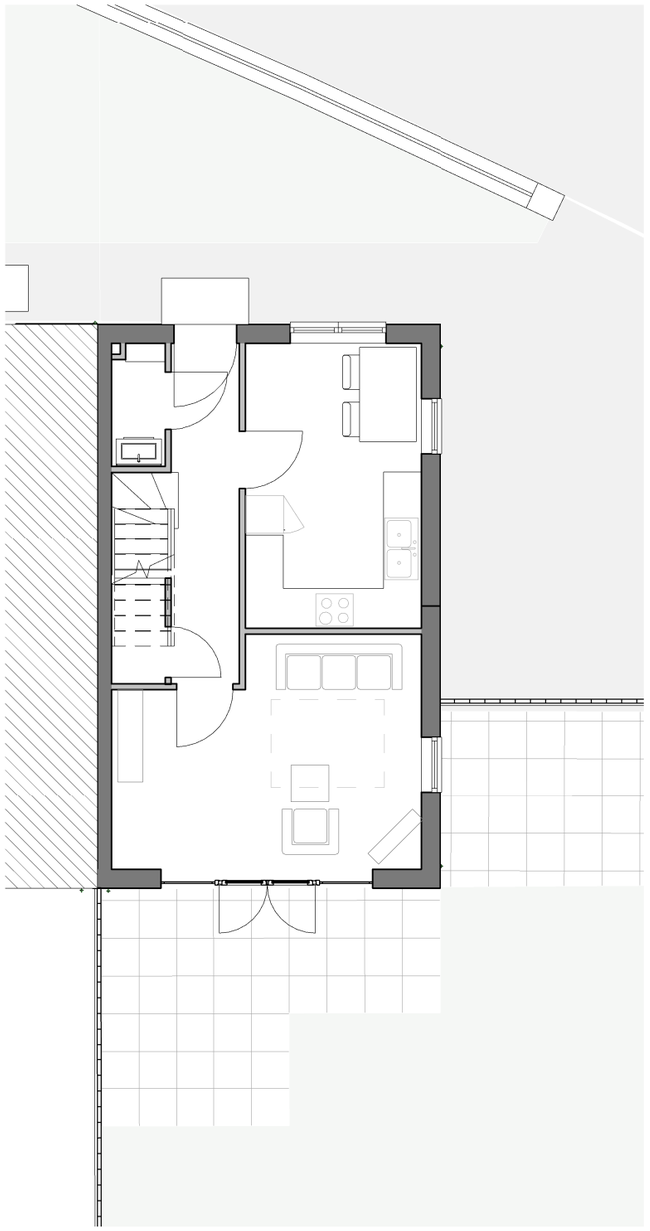

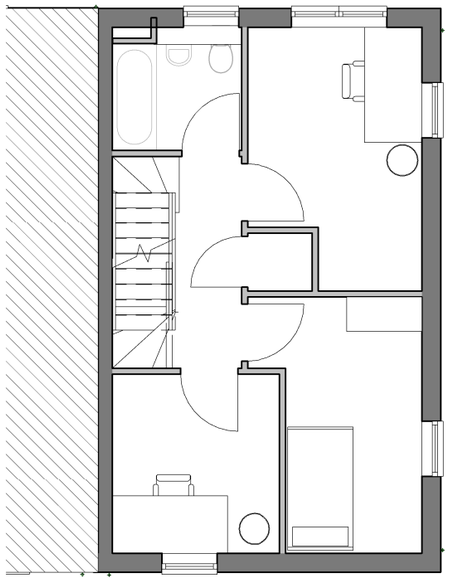

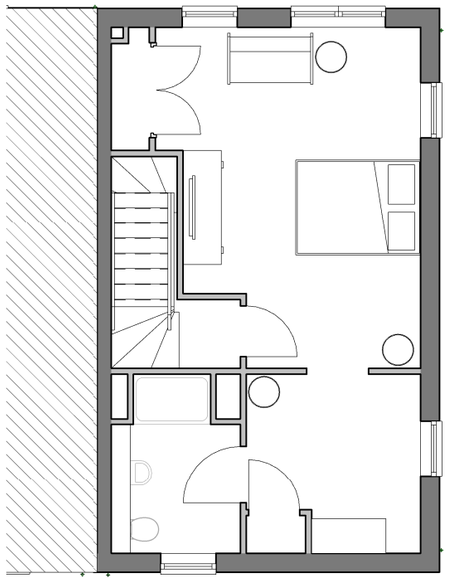

00 **00 - GA Existing GF Plan**
1 : 100

01 **01 - GA Existing FF Plan**
1 : 100

02 **02 - GA Existing SF Plan**
1 : 100

0 5 10

General notes:

-Measurements: All dimensions are provided in millimeters, unless specified otherwise.
-Tolerances: All dimensions and measurements are subject to standard construction tolerances, as per industry norms.
-Read-Only Data: Electronic data and drawings are issued as 'read-only.' For accurate measurements, refer to the values stated in the text and on the drawings.
-Coordination with Other Drawings: This drawing should be reviewed in conjunction with all relevant architectural, civil, structural, mechanical, and electrical drawings, along with their corresponding specifications.
-Compliance with Regulations: All work must comply with current building regulations and relevant British codes of practice.
-Setting Out on Site: Contractors are responsible for the correct setting out of the works on-site. Prior to material fabrication, the contractor must visit the site, take, and verify all dimensions related to their work.
-Notification of Variations: Any discrepancies between the drawing and actual site conditions must be promptly communicated.
-Copyright Notice: This drawing is protected by copyright and must not be copied or reproduced without written consent. Only figured dimensions are to be taken from this drawing, and scaling off the drawing is not permitted.

Rev	Description	By	Date
A	PLANNING	AM	02/10

PROJECT: 12 Redcliffe Drive

DRAWING TITLE: Existing GA Plans

DRAWING STATUS: Planning

DRAWN: AM | CHECKED:

APPROVED: AM | DATE: 28/07/2023

SCALE: 1 : 100 | DRAWING NUMBER: 2307_07-0201 | REV: A

(A3)