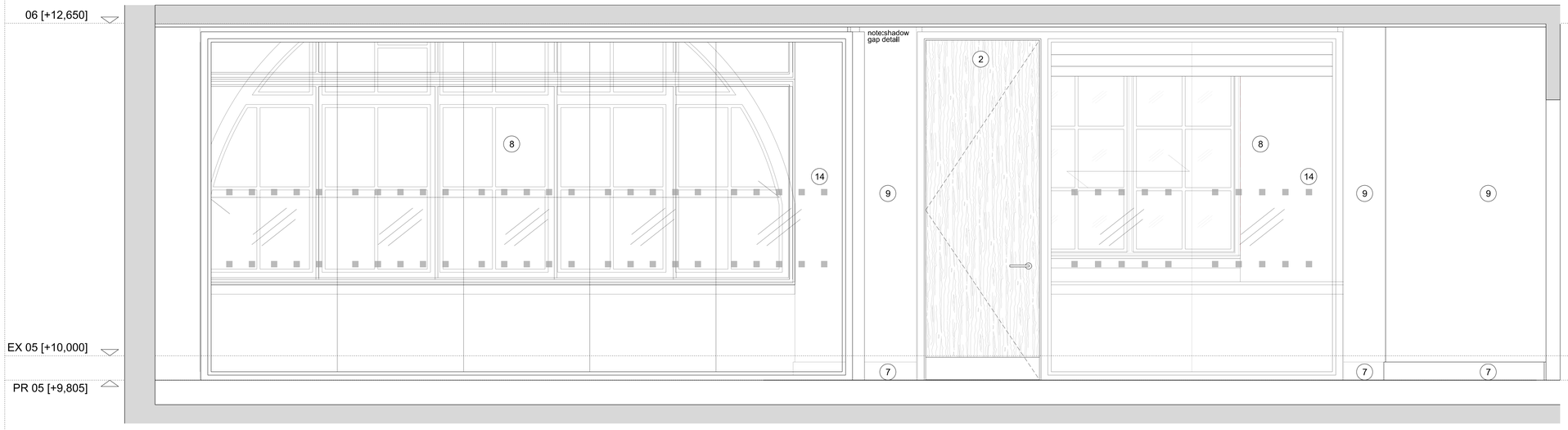

ELEVATION 01

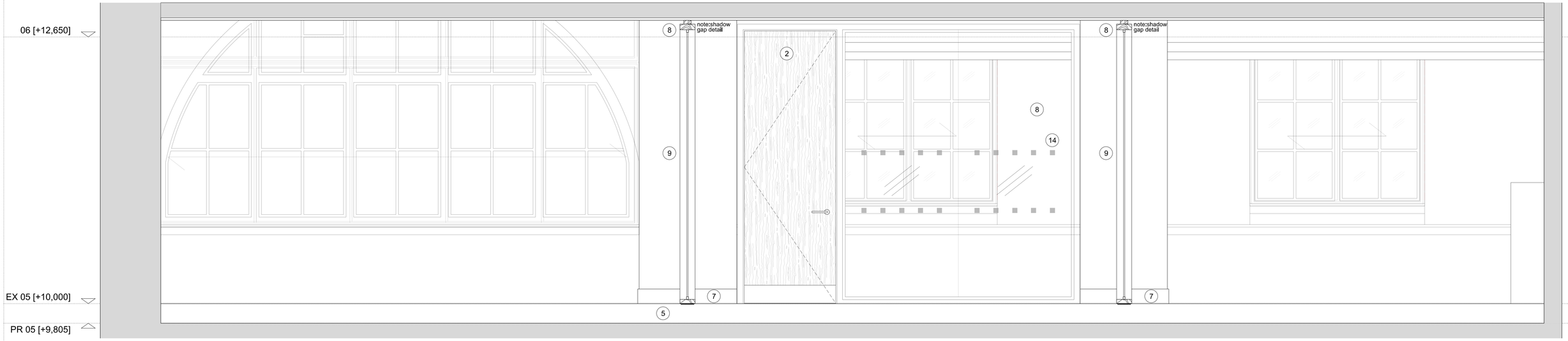

ELEVATION 02

KEY PLAN

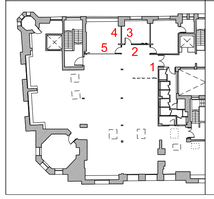

KEY

1. Floor finish
2. Veneer door with painted tulip wood frame
3. Acoustic Roll
4. Barrier Brace - as required by manufacturers details
5. Raised Access Floor
6. Acoustic or fire batt - refer to setting out drawings
7. Painted MDF Skirting
8. Glazing system with painted tulip wood frame
9. Metal stud partition with plasterboard finish
10. Timber batten between joists for partition fixing
11. Existing expanded metal mesh with plaster applied
12. Existing timber ceiling joists
13. TV
14. Manifestation
15. Oak timber cladding

NOTES / REVISION

0	250	500	1000

PROJECT **ROYAL LONDON HOUSE, DEANSGATE, MACHESTER**	SCALE 1:20@A1 1:40@A3		DATE AUGUST 2024
CLIENT **AM ALPHA**	JOB No 1573	DWG No AL(05)5100	REV
TITLE PROPOSED PARTITIONS SECTIONAL ELEVATIONS - 01	ISSUE FOR PLANNING		

JB+CO ARCHITECTS + DESIGNERS

Jeffrey Bell Architects
3 Cobourg Street
Manchester
M1 3GY

t +44 [0]161 228 0651
e studio@jeffreybellarchitects.co.uk

© JEFFREY BELL ARCHITECTS
the copy right in this drawing is vested in Jeffrey Bell Architects and no license or assignment of any kind has been, or is, granted to any third party whether by provision of copies or originals of the drawings or otherwise unless otherwise agreed in writing

DO NOT SCALE FROM THIS DRAWING
the contractor shall check and verify all dimensions on site and report any discrepancies in writing to Jeffrey Bell Architects before proceeding with the work

FOR ELECTRONIC DATA ISSUE
electronic data / drawings are issued as 'read only' and should not be interrogated for measurement, all dimensions and levels should be read only from those values stated in text on the drawing