Air Conditioning | **Product Information**

R2 Series VRF

Standard Efficiency (50-63kW)

Simultaneous Heating and Cooling with Heat Recovery Outdoor Unit

R410A

OUTDOOR UNITS		PURY-P450YNW-A2	PURY-P450YSNW-A2	PURY-P500YNW-A2	PURY-P500YSNW-A2	PURY-P550YNW-A2	PURY-P550YSNW-A2
CAPACITY (kW)	Heating (nominal)	56.0	56.5	63.0	63.0	69.0	65.0
	Cooling (nominal)	50.0	50.4	56.0	56.0	60.0	61.5
	High Performance Heating (UK)	50.4	56.5	56.7	63.0	62.1	61.8
	COP Priority Heating (UK)	48.2	51.4	54.2	57.3	59.3	59.2
	Cooling (UK)	44.8	45.1	50.1	50.1	53.7	55.0
POWER INPUT (kW)	Heating (nominal)	18.79	16.71	21.14	19.74	24.55	19.81
	Cooling (nominal)	19.84	17.08	22.22	21.13	25.86	22.69
	High Performance Heating (UK)	21.42	21.39	24.10	25.27	27.99	26.35
	COP Priority Heating (UK)	18.23	16.71	20.51	19.74	23.81	19.81
	Cooling (UK)	12.70	9.91	14.22	12.26	16.55	13.16
COP / EER (nominal)		2.98 / 2.52	3.38 / 2.95	2.98 / 2.52	3.19 / 2.65	2.81 / 2.32	3.28 / 2.71
SCOP / SEER		-	- / -	-	- / -	-	- / -
MAX NO. OF CONNECTABLE INDOOR UNITS		45	45	50	50	50	50
MAX CONNECTABLE CAPACITY		50~150% OU Capacity	50~150% OU Capacity	50~150% OU Capacity	50~150% OU Capacity	50~150% OU Capacity	50~150% OU Capacity
AIRFLOW (m^3/min)	High	315	170 / 220	295	220 / 220	410	220 / 240
PIPE SIZE mm (in)	Gas	28.58 (1-1/8")	28.58 (1-1/8")	28.58 (1-1/8")	28.58 (1-1/8")	28.58 (1-1/8")	28.58 (1-1/8")
	Liquid	22.2 (7/8")	22.2 (7/8")	22.2 (7/8")	22.2 (7/8")	22.2 (7/8") / 28.58 (1-1/8")*1	22.2 (7/8") / 28.58 (1-1/8")*1
SOUND PRESSURE LEVEL (dBA) @ 1m	Heating / Cooling	70.0 / 65.5	65.5 / 63.0	64.5 / 63.5	67.0 / 63.5	70.0 / 70.0	69.0 / 64.0
SOUND POWER LEVEL (dBA) @ 100% CAPACITY	Heating / Cooling	89.0 / 83.0	84.0 / 81.0	84.0 / 82.0	86.0 / 81.0	89.0 / 89.0	88.0 / 83.0
SOUND POWER LEVEL (dBA) @ 90% CAPACITY	Heating / Cooling	83.0 / 78.5	- / -	81.0 / 76.5	- / -	82.5 / -	- / -
SOUND POWER LEVEL (dBA) @ 75% CAPACITY	Heating / Cooling	76.5 / 74.0	- / -	77.5 / 73.5	- / -	78.5 / -	- / -
WEIGHT (kg)		289	214 + 223	335	223 + 223	335	223 + 225
DIMENSIONS (mm)	Width	1240	920 + 920	1750	920 + 920	1750	920 + 920
	Depth	740	740	740	740	740	740
(1798mm without legs)	Height	1858	1858	1858	1858	1858	1858
ELECTRICAL SUPPLY*2		380-415v, 50Hz	380-415v, 50Hz	380-415v, 50Hz	380-415v, 50Hz	380-415v, 50Hz	380-415v, 50Hz
PHASE*2		Three	Three	Three	Three	Three	Three
STARTING CURRENT (A)*2		8	8	8	8	8	8
NOMINAL SYSTEM RUNNING CURRENT (A)*2	Heating / Cooling [MAX]	30.1 / 31.8 [39.0]	26.7 / 27.3 [16.1 + 21.4]	33.9 / 35.6 [43.2]	31.6 / 33.8 [21.4+ 21.4]	39.3 / 41.4 [51.4]	31.7 / 36.3 [21.4 + 23.4]
GUARANTEED OPERATING RANGE (ºC)	Heating / Cooling	-20~15.5 / -5~52	-20~15.5 / -5~52	-20~15.5 / -5~52	-20~15.5 / -5~52	-20~15.5 / -5~52	-20~15.5 / -5~52
FUSE RATING (MCB sizes BS EN 60947-2) - (A)*2		1 x 40	1 x 20 / 1 x 25	1 x 50	1 x 25 / 1 x 25	1 x 63	1 x 25 / 1 x 25
MAINS CABLE No. Cores*2		4 + earth	4 + earth / 4 + earth	4 + earth	4 + earth / 4 + earth	4 + earth	4 + earth / 4 + earth
CHARGE REFRIGERANT (kg) / CO_2 EQUIVALENT (T) R410A (GWP 2088)		10.8 / 22.5	10.4 / 21.7	10.8 / 22.6	10.4 / 21.7	10.8 / 22.6	10.4 / 21.7
MAX ADDITIONAL REFRIGERANT (KG) / CO_2 EQUIVALENT (T) R410A (GWP 2088)		44.5 / 92.9	48.6 / 101.5	45.2 / 94.4	48.6 / 101.5	45.2 / 94.4	48.6 / 101.5

Notes: ErP Lot 6 calculation method to EN14825. *1 If distance from OU to BC controller is greater than 65m. *2 A separate power supply is required for each module. Where more than one figure is quoted there are multiple modules.

PURY-P450YNW-A2 DIMENSIONS

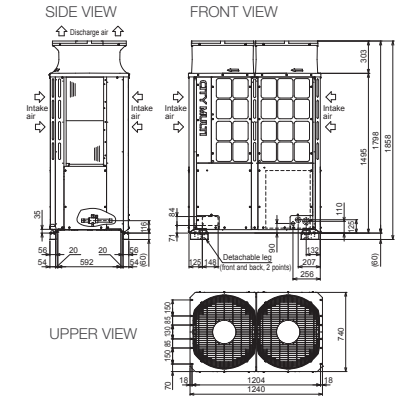

PURY-P500/550YNW-A2 DIMENSIONS

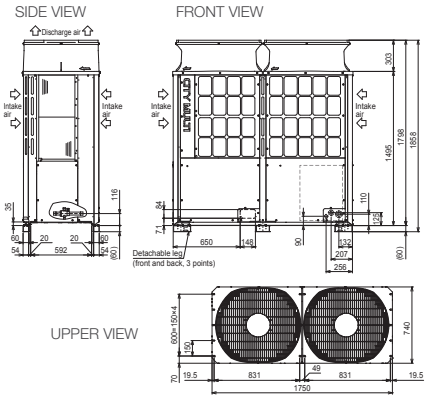

PURY-P450/500/550YSNW-A2 DIMENSIONS

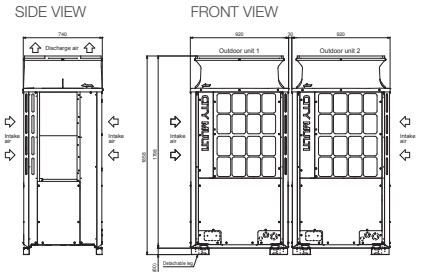

MITSUBISHI ELECTRIC
Changes for the Better

Telephone: **01707 282880**
email: **air.conditioning@meuk.mee.com**
les.mitsubishielectric.co.uk

@meuk_les
@green_gateway
Mitsubishi Electric Living Environmental Systems UK
Mitsubishi Electric Cooling and Heating UK
mitsubishielectricuk_les
Mitsubishi Electric Living Environmental Systems UK
BLOG thehub.mitsubishielectric.co.uk

UNITED KINGDOM Mitsubishi Electric Europe Living Environment Systems Division, Travellers Lane, Hatfield, Hertfordshire, AL10 8XB, England. Telephone: 01707 282880
IRELAND Mitsubishi Electric Europe, Westgate Business Park, Ballymount, Dublin 24, Ireland. Telephone: (01) 419 8800 International code: (003531)

Country of origin: United Kingdom - Italy - Turkey - Japan - Thailand - Malaysia. ©Mitsubishi Electric Europe 2024. Mitsubishi and Mitsubishi Electric are trademarks of Mitsubishi Electric Europe B.V. The company reserves the right to make any variation in technical specification to the equipment described, or to withdraw or replace products without prior notification or public announcement. Mitsubishi Electric is constantly developing and improving its products. All descriptions, illustrations, drawings and specifications in this publication present only general particulars and shall not form part of any contract. All goods are supplied subject to the Company's General Conditions of Sale, a copy of which is available on request. Third-party product and brand names may be trademarks or registered trademarks of their respective owners.

Note: The fuse rating is for guidance only and please refer to the relevant databook for detailed specification. It is the responsibility of a qualified electrician/electrical engineer to select the correct cable size and fuse rating based on current regulation and site specific conditions. Mitsubishi Electric's air conditioning equipment and heat pump systems contain a fluorinated greenhouse gas, R410A (GWP:2088), R290 (GWP:3), R32 (GWP:675), R407C (GWP:1774), R134a (GWP:1430), R513A (GWP:631), R454B (GWP:466), R454C (GWP:148), R1234ze (GWP:7) or R1234yf (GWP:4). *These GWP values are based on Regulation (EU) No 517/2014 from IPCC 4th edition. In case of Regulation (EU) No.626/2011 from IPCC 3rd edition, these are as follows. R410A (GWP:1975), R32 (GWP:550), R407C (GWP:1650) or R134a (GWP:1300).

Effective as of May 2024

Green Gateway greengateway.mitsubishielectric.co.uk