© Copyright: All rights reserved. This drawing must not be reproduced without permission.
Do not scale from this drawing. All dimensions are in millimetres unless otherwise stated.
Any discrepancies should be reported to the Architect.

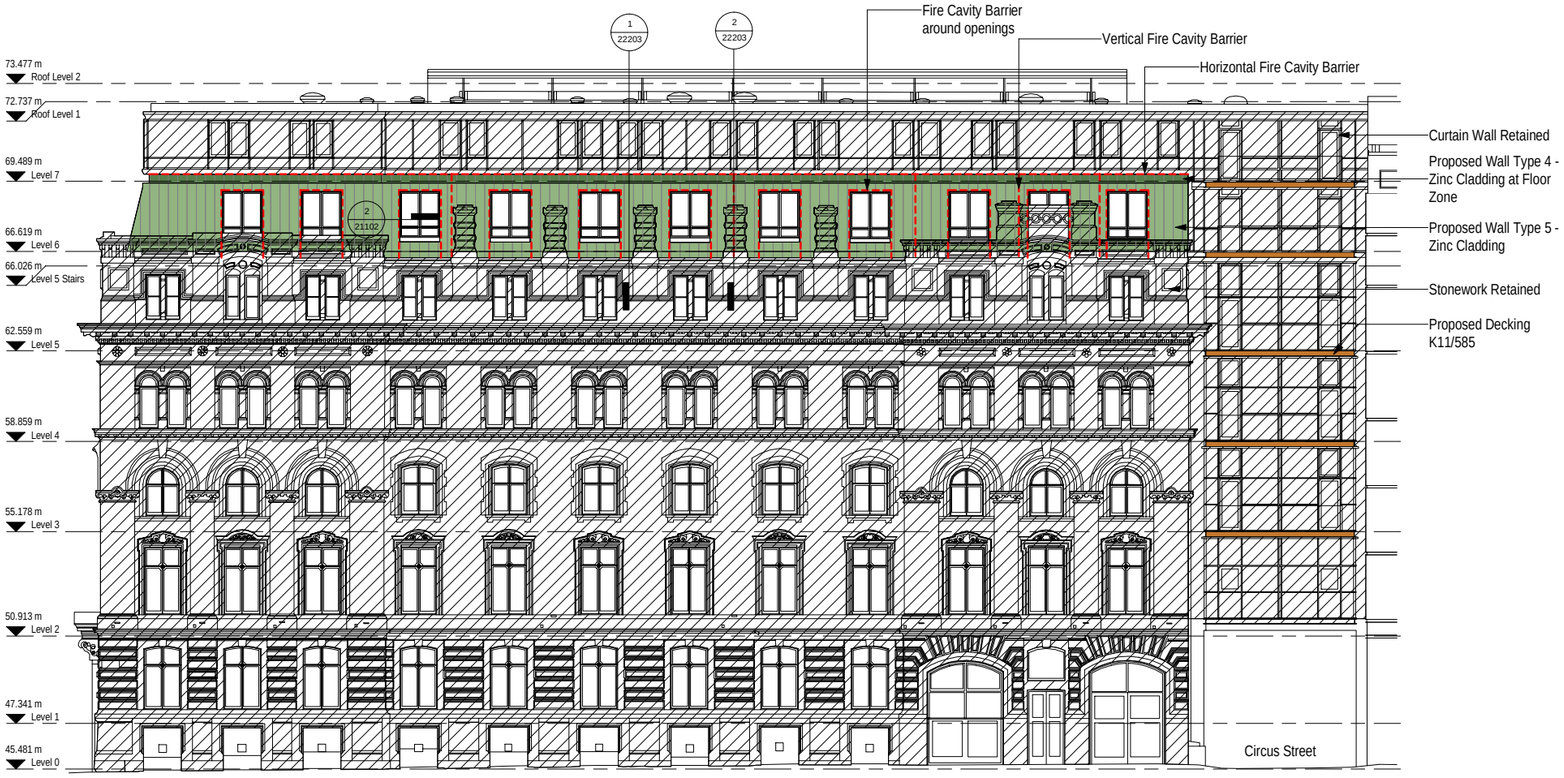

1 Proposed East Elevation

1 : 125 @ A1

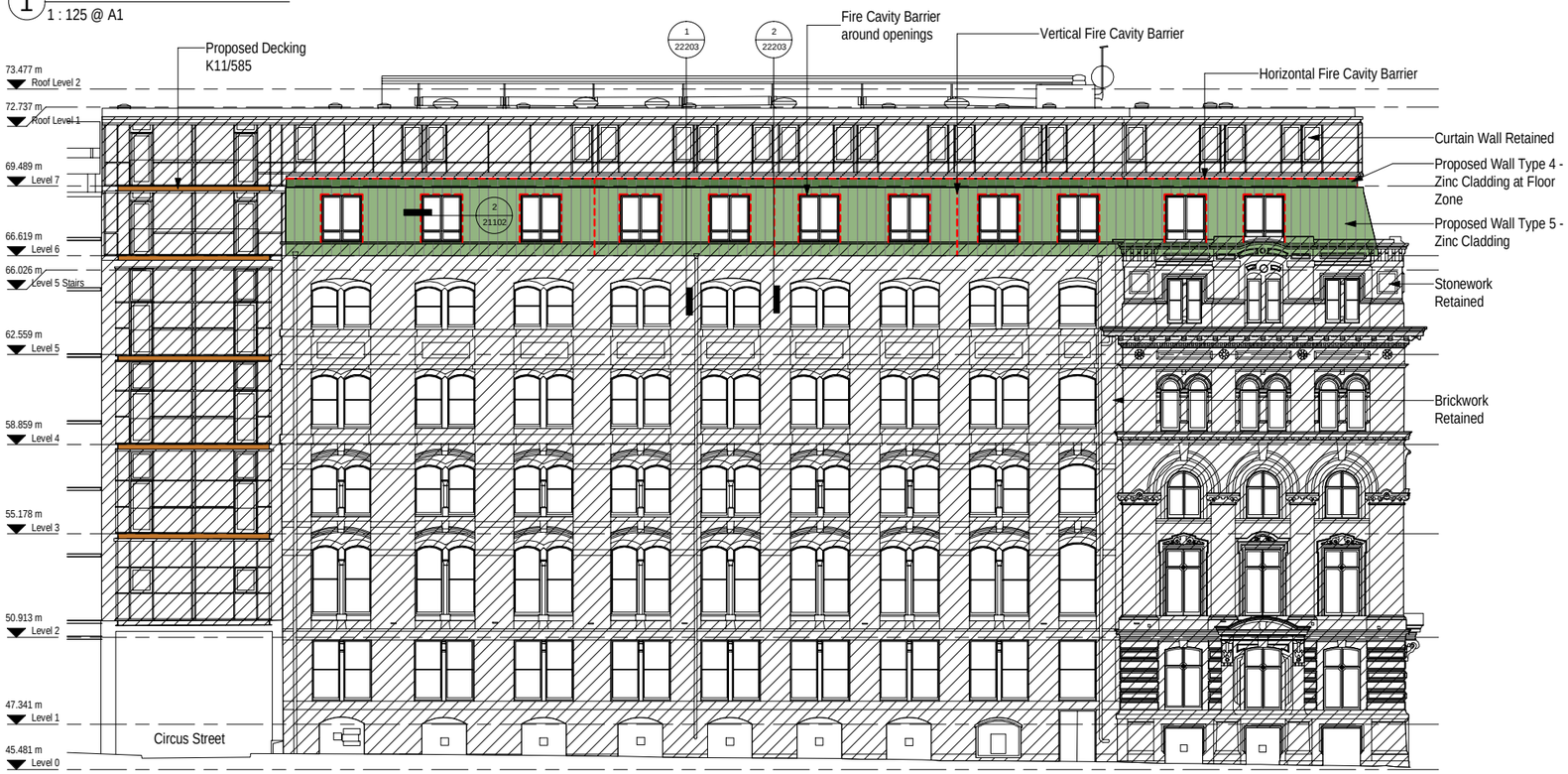

2 Proposed West Elevation

1 : 125 @ A1

KEY - PROPOSED WALL TYPES

- Wall Type 1A — Insulated render on existing SFS system
- Wall Type 1B — Insulated render on existing brickwork
- Wall Type 2 — Skirting
- Wall Type 4 — Zinc Cladding at Floor Zone
- Wall Type 5 — Zinc Cladding
- Retained
- Indicative Compartment Wall
- New Non-Combustible Decking K11/585
- Cavity Barriers between apartments/ windows

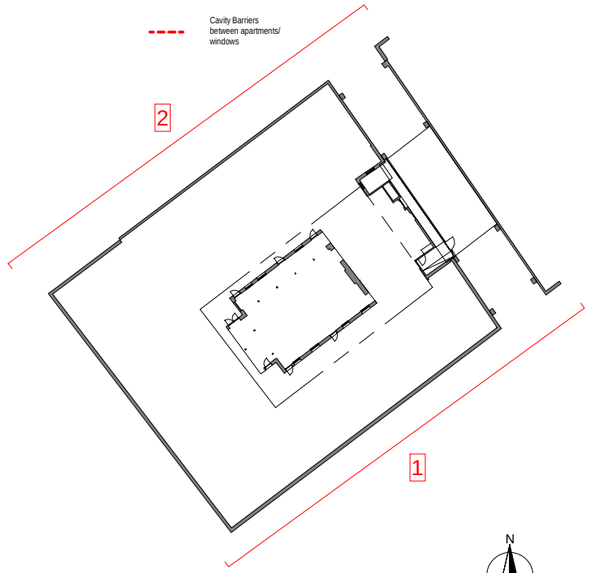

Proposed Elevation Key Plan 2

1 : 400 @ A1

N

Revision	Description	Date	Drawn	Checked
P3	Key updated	19/06/24	GW	TF
P2	First issue for Planning Application	11/03/24	GW	TF
	PLANNING			
P1	First issue for comment	10/01/24	JL	TF
	DRAFT			

Halliday Meecham Architects Limited

111 Piccadilly Manchester M1 2HY
+44 (0)161 661 5566

4 Devonshire Street London W1W 5DT
+44 (0)203 440 5175

hma@hallidaymeecham.com
www.hallidaymeecham.com

HALLIDAY MEECHAM ARCHITECTS

Client:	Earl Kendrick
Project:	The Grand
Phase/ Location:	1, Aytoun Street, Manchester
Drawing:	Proposed East & West Elevation

Scale @ A1	Scale @ A3	Date:	Drawn:	Checked:	Job No.	Drawing No.
1:125	N/A	03/01/24	JL	GW	5702	20202

Drawing Ref.	Revision
5702-HMA-TG-ZZ-DR-A-20202	P3