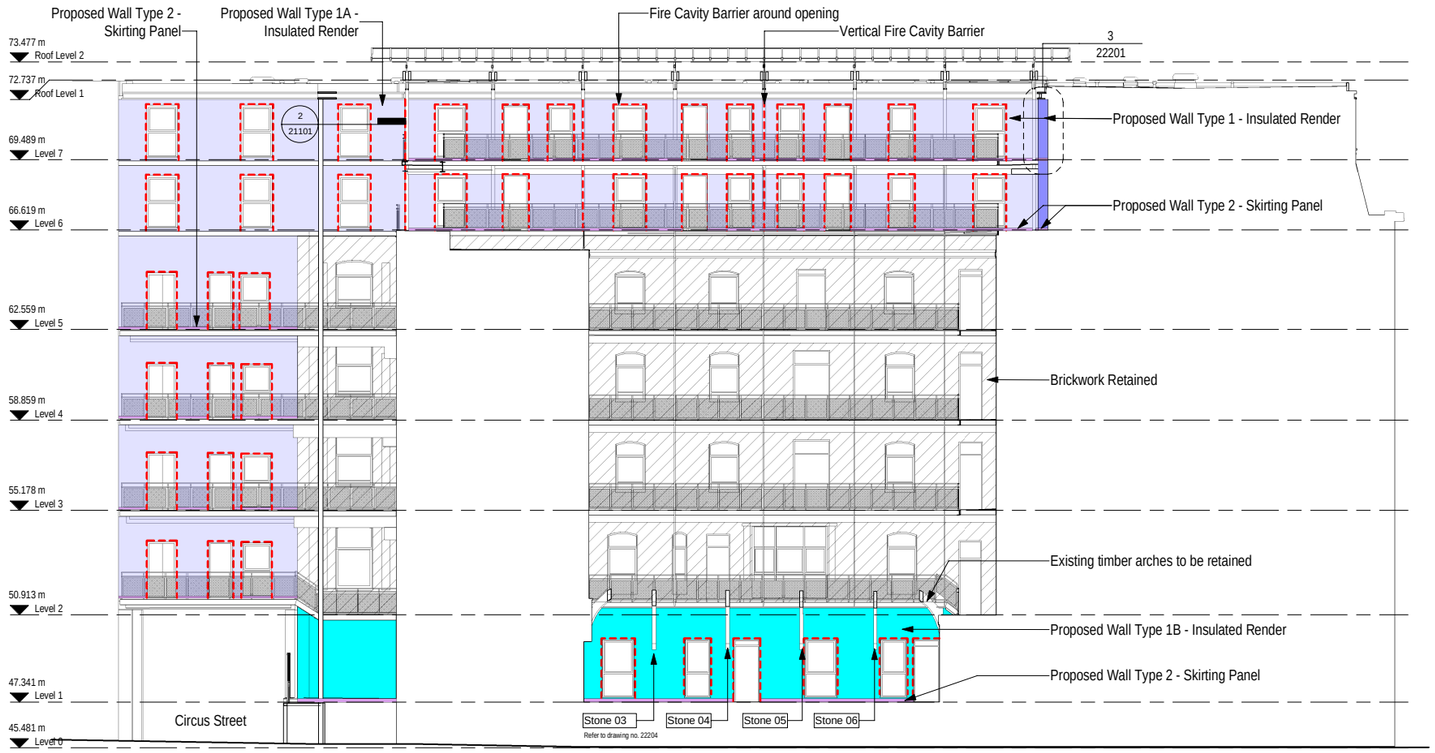


## 1 Proposed East Elevation - Courtyard

1 : 125 @ A1

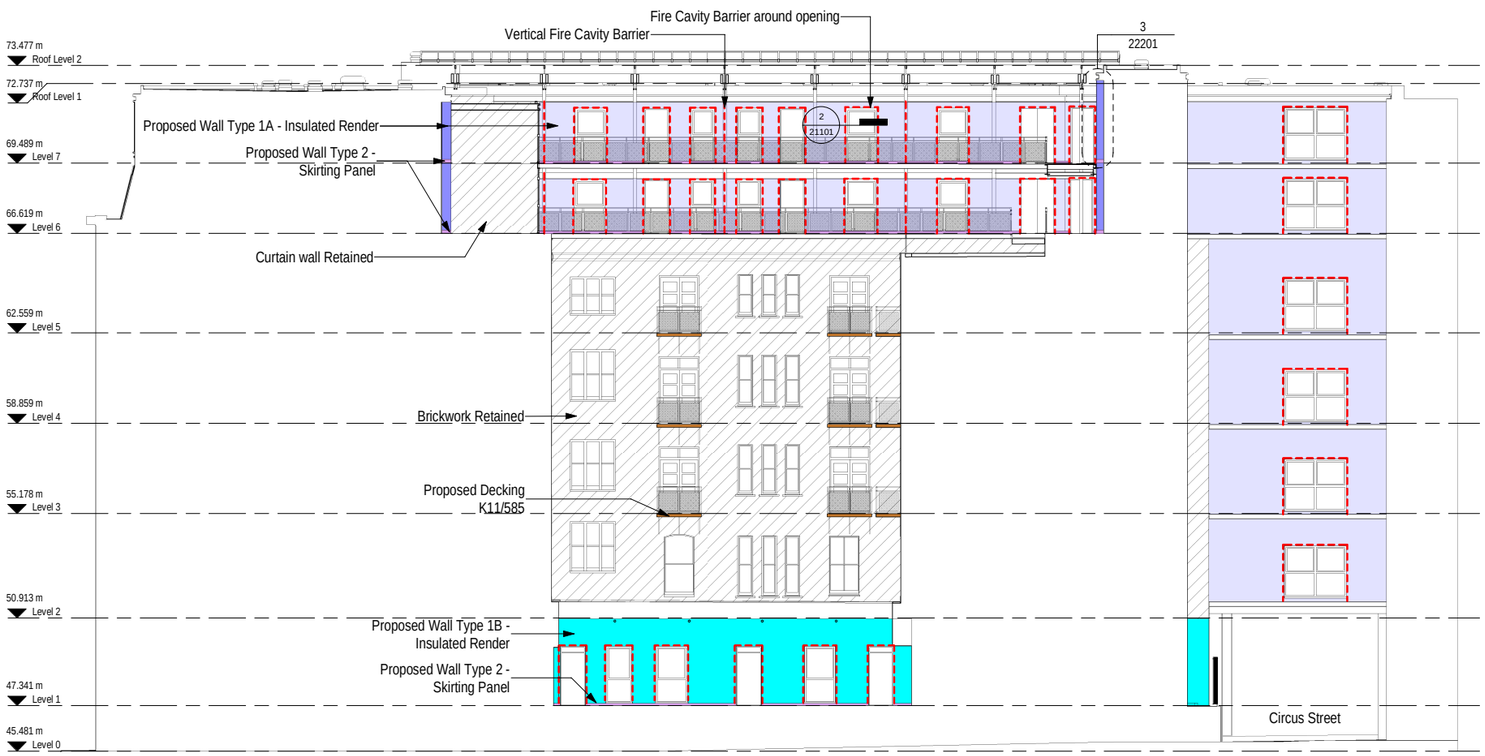


## 2 Proposed West Elevation - Courtyard

1 : 125 @ A1

© Copyright: All rights reserved. This drawing must not be reproduced without permission.
Do not scale from this drawing. All dimensions are in millimetres unless otherwise stated.
Any discrepancies should be reported to the Architect.

### KEY - PROPOSED WALL TYPES

- Wall Type 1A — Insulated render on existing SFS system
- Wall Type 1B — Insulated render on existing brickwork
- Wall Type 2 — Skirting
- Wall Type 4 — Zinc Cladding at Floor Zone
- Wall Type 5 — Zinc Cladding
- Retained
- Indicative Compartment Wall
- New Non-Combustible Decking K11/585
- Cavity Barriers between apartments/ windows

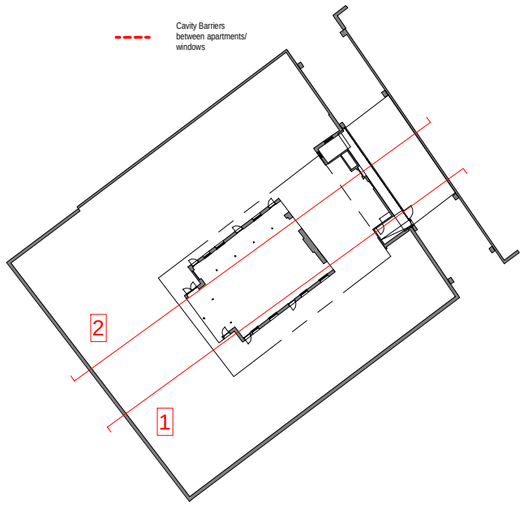


## Proposed Courtyard Elevation Key Plan

1 : 400 @ A1

N

| Revision | Description | Date | Drawn | Checked |
|---|---|---|---|---|
| P3 | Render wall types updated. | 19/06/24 | GW | TF |
| P2 | First issue for Planning Application | 11/03/24 | GW | TF |
| | PLANNING | | | |
| P1 | First issue for comment | 10/01/24 | JL | TF |
| | DRAFT | | | |

**Halliday Meecham Architects Limited**

111 Piccadilly Manchester M1 2HY
+44 (0)161 661 5566

4 Devonshire Street London W1W 5DT
+44 (0)203 440 5175

hma@hallidaymeecham.com
www.hallidaymeecham.com

HALLIDAY MEECHAM ARCHITECTS

| | |
|---|---|
| Client: | Earl Kendrick |
| Project: | The Grand |
| Phase/ Location: | 1, Aytoun Street, Manchester |
| Drawing: | Proposed East & West Courtyard Elevation |

| Scale @ A1 | Scale @ A3 | Date: | Drawn: | Checked: | Job No. | Drawing No. |
|---|---|---|---|---|---|---|
| 1:125 | N/A | 03/01/24 | JL | GW | 5702 | 20203 |

| Drawing Ref. | Revision |
|---|---|
| 5702-HMA-TG-ZZ-DR-A-20203 | P3 |