SVP connection detail to be developed for L13 kitchenette drainage.

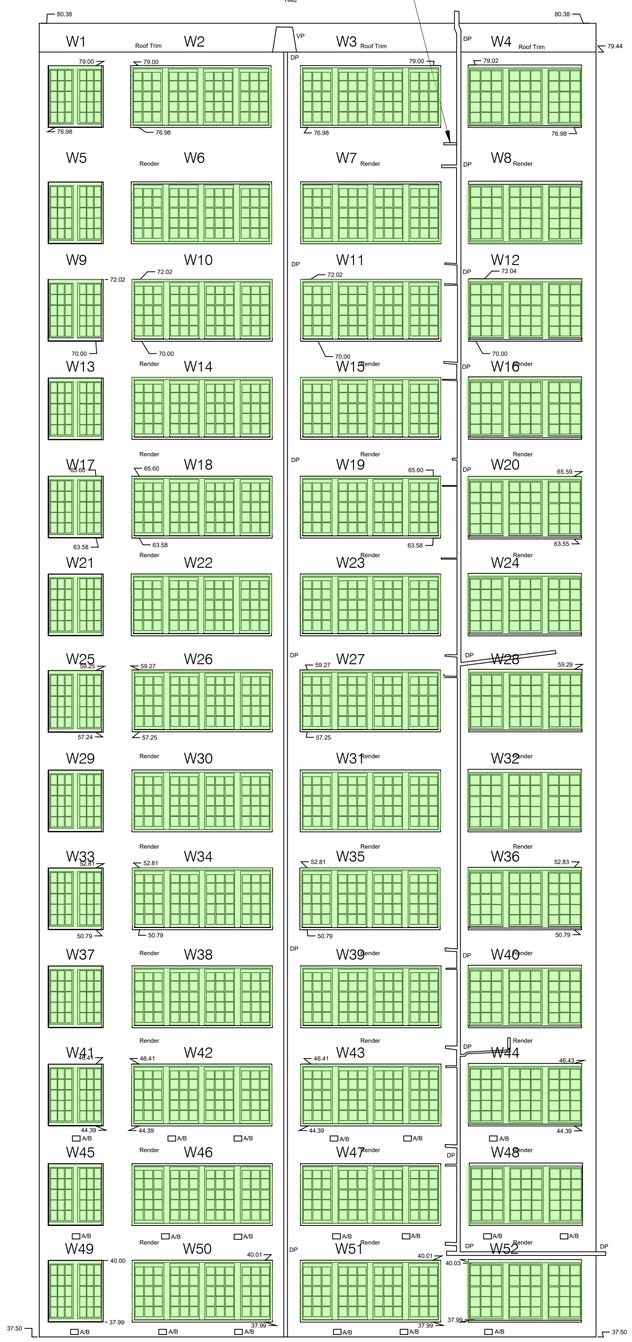

01 ELEVATION 1
1:100

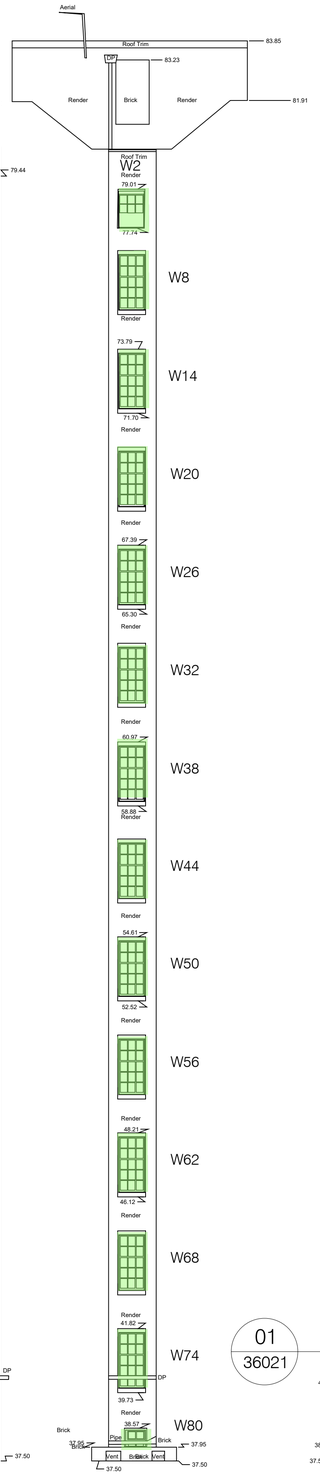

02 ELEVATION 2
1:100

Vents to be included in this area for all levels for ventilation of area behind - to be read in conjunction with MEP information.

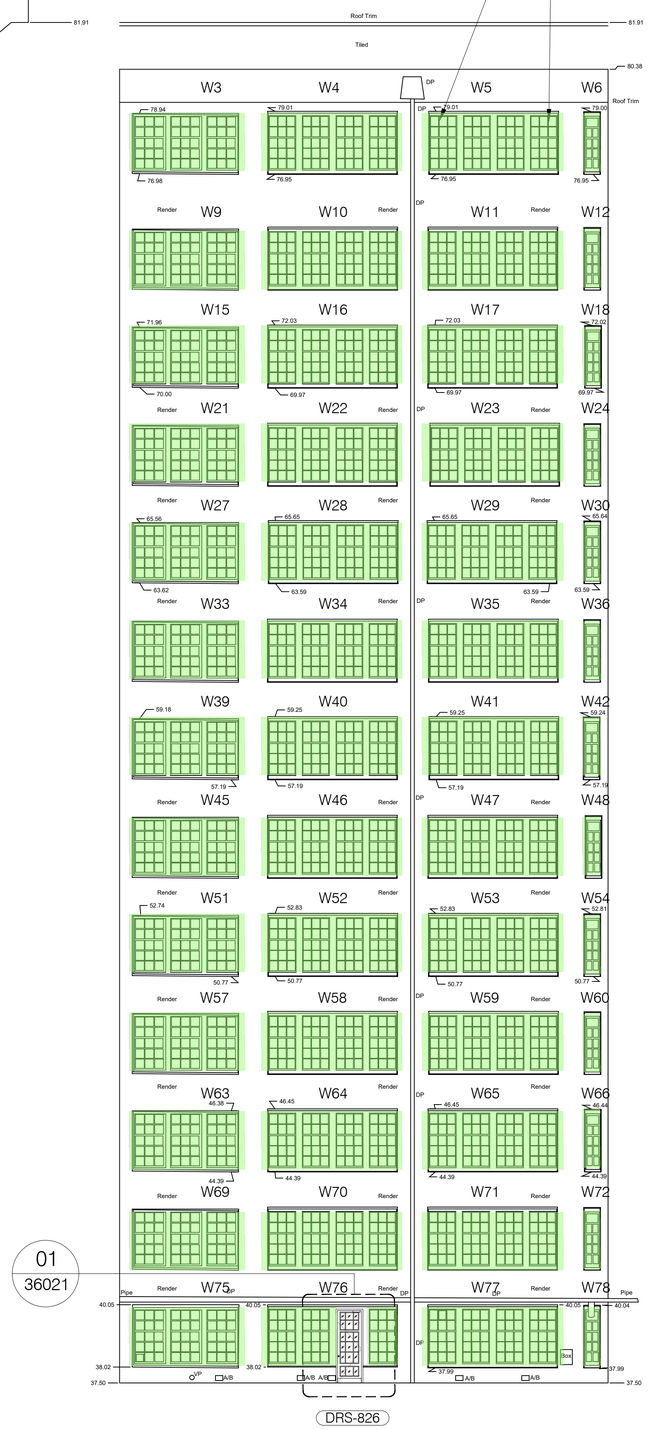

03 ELEVATION 3
1:100

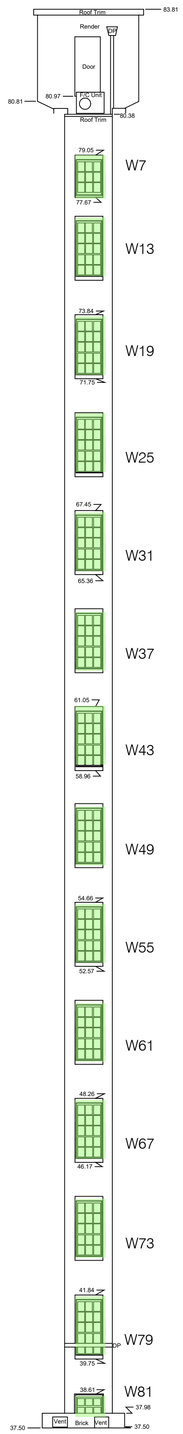

04 ELEVATION 4
1:100

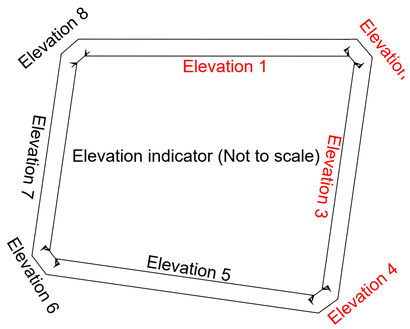

Scale 1:100

2 m 0 2 4 m

ANOMALY

General notes

1. This information is confidential and the copyright of Anomaly.

2. Anomaly accepts no liability for use of this drawing by parties other than the party for whom it was prepared or for purposes other than that which is stated on the issue sheet. It shall not be disclosed or passed to any other party in any form in whole or part without Anomaly's express permission in writing nor should any other party place reliance upon it.

3. Where data is supplied electronically, it is for convenience only. The original information is the printed or controlled copy which will be supplied on request.

4. All dimensions are in millimetres. No dimensions or other information shall be inferred from the electronic data unless specifically stated on the printed or controlled copy. Where dimensions are not given, drawings must not be scaled and the matter should be referred back to Anomaly.

5. This drawing should be read in conjunction with all other project information, produced by Anomaly and others. In the event of any conflict between the information contained on this drawing and in any other project document, drawings, specifications, schedules etc. the matter must be referred back to Anomaly for clarification.

6. All dimensions and conditions are to be checked on site by the contractor prior to preparing designs, drawings, calculations etc. or commencing any work. The contractor is responsible for checking that there is no conflict between site dimensions and drawn dimensions

Key plan

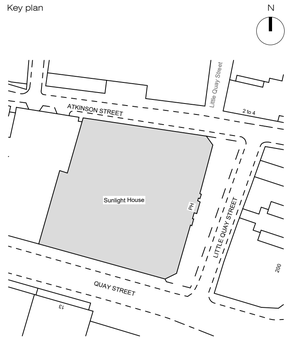

Drawing key

Description of scope of works:
Refer to Window Survey for information. Ensure that all windows are fit for purpose, have the required ironmongery and all finishes are of acceptable consistent quality.

All windows are to have as base case scope of works:
- The ironmongery cleaned or replaced to match the existing fittings
- Opening restrictors added where not present
- Hand decorated and painted - white trade eggshell - finish
- Ensure windows are openable where possible including openable as well as thermal and water tight performance
- Glazing replaced as required or film removal to glazed panels to take all glazing back to clear.

	EWS 101	Base refurbishment scope of works to sash windows.
	EWS 102	Base scope refurbishment of works to corner turret windows
	EWS 103	Base scope of works
	EWS 104	Base scope of works internally
	EWS 105	Conversion of window opening to riser access panel
	EWS 106	Base scope of works

Status	Revision	Date	Description
S2	P01	19/04/2024	For Contract
S2	P01	08/09/2023	Stage 04

Drawn by	Checked by	Approved by
JW	LS/AM	LS/AM

Architect
ANOMALY
Morelands, 5-23 Old Street
London EC1 V9HL
+44 (0) 20 7054 1145
hello@anomaly.london
www.anomaly.london

Client
Karrev (Sunlight) Ltd.

Project
SUNLIGHT HOUSE
Little Quay St,
Manchester M3 3HP

Drawing title
WINDOW SCOPING ELEVATION
INTERNAL ATRIUM

Job number	Sheet size	Scale @ A1	Scale @ A3
126	A1	1:100	1:200

Project stage
FOR CONTRACT

Drawing number
SLH-ANO-P0-XX-DR-A-21410

A1 sheet size

© Copyright - Anomaly