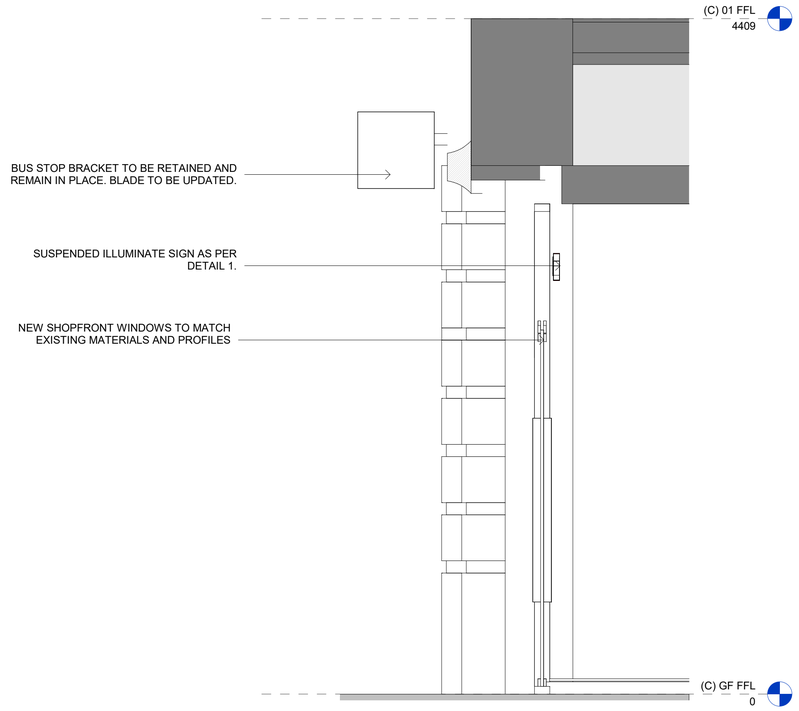

1 / 30001 **Section 1**
1 : 20

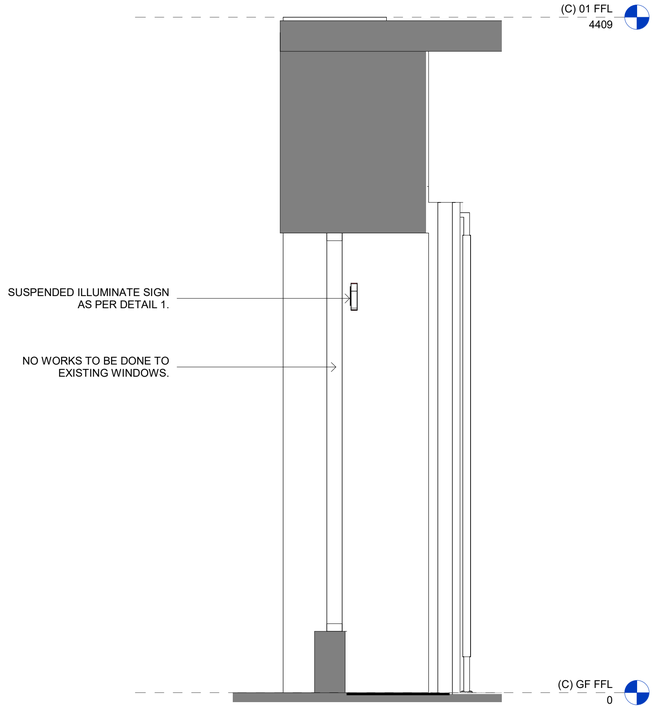

2 / 30001 **Section 2**
1 : 20

200 0 200 400 600 800 1000
SCALE 1:20 mm

200 0 200 400 600 800 1000
SCALE 1:25 mm

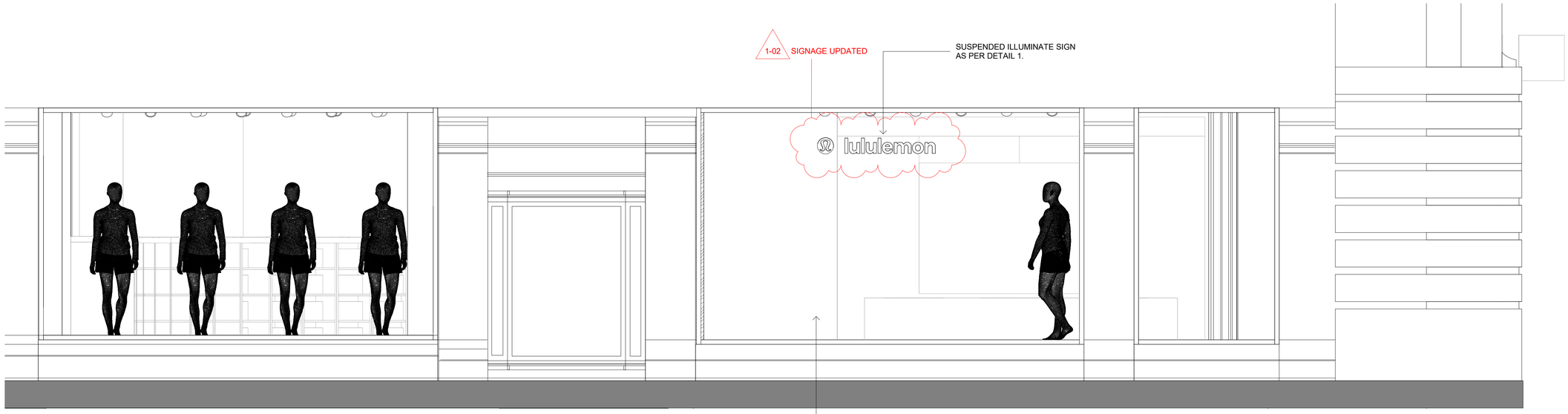

3 / 30001 **SIDE ELEVATION - ROYAL EXCHANGE ARCADE**
1 : 25

NOTES

ORIGINAL A1

DO NOT SCALE FROM THIS DRAWING.
(DRAWING MAY BE SCALED FOR LOCAL AUTHORITY & PLANNING PURPOSES ONLY)
ALL DIMENSIONS TO BE CHECKED ON SITE .
COPYRIGHT PROTECTED.

LANDLORD MODELS / DRAWINGS:

REF TO ARCHITECTURAL MODEL:
xx.rvt

REF TO STRUCTURAL MODEL:
xx.rvt.

REF TO MEPH MODEL:
xx.rvt.

SERVICES MODELS:

REF TO MECHANICAL MODEL:
xx.rvt

REF TO ELECTRICAL MODEL:
xx.rvt

REF TO SPRINKLERS MODEL:
xx.rvt

DATUM / SHARED COORDINATES:

XX

THE CONTRACTOR IS NOT TO SCALE FROM THIS DRAWING BUT FOLLOW THE WRITTEN FINISHED DIMENSIONS. ANY DISCREPANCIES BETWEEN THE DRAWING AND THE OTHER CONTRACT DOCUMENTS OR ANY DISCREPANCIES WITHIN A DRAWING OR BETWEEN DRAWINGS MUST BE REPORTED IMMEDIATELY TO THE ARCHITECT/CA.

ALL DIMENSIONS TO BE CHECKED ON SITE PRIOR TO ANY MANUFACTURE OR CONSTRUCTION OF EQUIPMENT, FINISH, SIGNAGE ETC.

THE CONTRACTOR IS TO INSPECT THE SITE PRIOR TO TENDER AND IS RESPONSIBLE FOR STRIPPING OUT IN ACCORDANCE WITH THE DRAWINGS ENSURING THAT THE WORK IS UNDERTAKEN SAFELY. THE CONTRACTOR WILL BE RESPONSIBLE FOR THE SETTING OUT OF THE WORKS - AND ALL TO BE CHECKED WITH THE CONTRACT INFORMATION.

THE CONTRACTOR IS RESPONSIBLE FOR THE DETAILED SERVICES DESIGN INCLUDING LOADINGS, CABLE AND PIPEWORK ROUTES AND PIPEWORK / CABLE SIZING AND SPECIFICATION. ALL CABLE TRAY, MS CONDUIT AND OTHER SERVICES ARE TO BE EXPOSED BELOW SLAB/CEILINGS.

ELECTRICAL WORKS:

THE ELECTRICAL INSTALLATION IS TO BE IN ACCORDANCE WITH THE CURRENT EDITION OF THE IEE REGULATIONS AND ALL CABLING TO BE LSF.

ALL INSTALLATIONS TO COMPLY WITH CURRENT LEGISLATION:-

BS 5839: FIRE DETECTION & ALARM SYSTEMS FOR BUILDINGS

BS 5266: EMERGENCY LIGHTING
BS EN 1838:1999 - LIGHTING APPLICATIONS. EMERGENCY LIGHTING
BS EN 50172:2004 - EMERGENCY ESCAPE LIGHTING SYSTEMS

FIRE SAFETY

NOTE - ALL EXISTING FIRE RESISTING ENCLOSURES TO SERVICE RISERS TO BE MAINTAINED OR MADE GOOD WHERE DISTURBED. NEW AND EXISTING CABLES, PIPES,AND DUCTS PASSING THROUGH FIRE RESISTING CONSTRUCTION TO BE ADEQUATELY FIRE STOPPED. NEW AND EXISTING DUCTWORK PASSING THROUGH.

FIRE RESISTING CONSTRUCTION TO HAVE FIRE DAMPERS.

FINISHES:

ANY WALL, CEILING LININGS TO BE TO EUROCLASS A (CLASS O EQUIVALENT)

CONTRACTOR AND SUPPLIERS OF SPECIALIST JOINERY/ EQUIPMENT TO ENSURE ALL TIMBER MATERIALS ARE TREATED WITH FIRE RETARDANT FINISH TO ACHIEVE CLASS 0 RATING. MDF TO BE ACHIEVE CLASS 0 RATED.

CONTRACTOR AND SUPPLIERS OF SPECIALIST EQUIPMENT TO PROVIDE FIRE RATING CERTIFICATES FOR ALL SPECIALIST LININGS AND LAMINATES TO BE USED FOR H&FBC APPROVAL.

ALL PAINTS TO BE WATER BASED.

FIRE PROTECTION TO BE INSPECTED FOR COMPLIANCE AND ALL FINISHES REMOVED SHOULD BE DONE WITH CARE SO NOT TO DISTURB EXISTING FIRE PROTECTION

WHERE EXISTING FLOORING REMOVED, EXISTING SLAB / SCREED TO BE SCARIFIED AND PREPARED TO RECEIVED NEW LEVELLING COMPOUND

STRUCTURE :

EXISTING LOADINGS TO BE CONFIRMED BY SE SPECIALIST. ANY STRENGTHENING WORKS OR PENETRATIONS TO THE EXISTING STRUCTURE TO BE CARRIED OUT TO SE DETAIL AND SPECIFICATIONS.

PLEASE REFER TO LULULEMON FINISHES SCHEDULE

PLEASE REFER TO DRAWINGS SERIES 11 FOR MILLWORK PLANS AND DESCRIPTIONS

PLEASE REFER TO LULULEMON MILLWORK DRAWINGS FOR FURNITURE DIMENSIONS AND SETTING OUT

NOTE: UNIT LAYOUT AND DIMENSIONS SUBJECT TO REVIEW OF SHELL AND CORE HANDOVER AND SURVEY. SET-OUT DRAWINGS TO BE UPDATED FOLLOWING STRIP-OUT. MILLWORK AND WALL PANELS SETOUT TO BE UPDATED FOLLOWING MILLWORKERS UPDATED DRAWINGS.

Rev.	Date	Revision Description	Drw/Chk
1-02	29/11/24	UPDATED LAYOUT FOLLOWING ON SITE CONDITIONS	LJ/SC
1-01	12/11/24	FOR REVIEW	LG/LJ
1-00	25/10/24	ISSUED FOR APPROVAL	LG/JC

Client

lululemon

IDL: Architects

LONDON
17 Blackfriars Lane
St Paul's, London
EC4V 6ER

+44 (0)20 7248 1234

PRAGUE
The Forum, Fifth Floor,
Wenceslas Square 19
Prague, 110 00

+42 (0) 72 0279 588

idl.group
Registered in England No.7111665
RIBA Accreditation No.20014346

Project
LULULEMON MANCHESTER EXPANSION
7 ST ANNE SQUARE

Drawing Title
PROPOSED SHOP FRONT SIDE ELEVATION

Project No
24-2879

Scale @A1: **As indicated**
Drawn by: **LG**
Checked by: **JC**

File Identifier
2879-IDL-NA-ZZ-DR-A-16002
[Status -Revision] **[3-02]**

Purpose of Issue
FOR APPROVAL