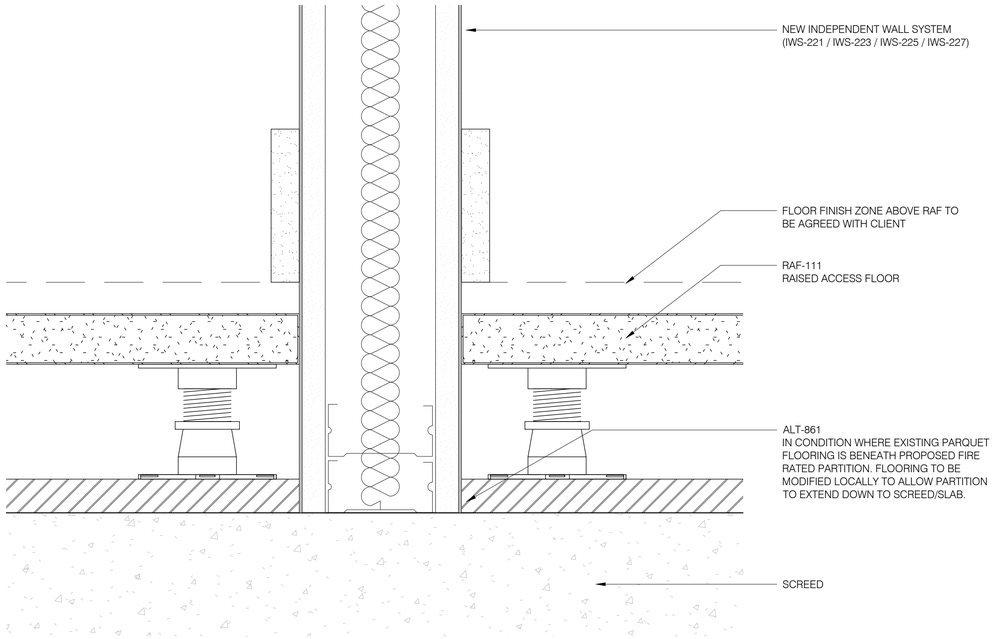

01 PLASTERBOARD PARTITION JUNCTION WITH RAISED ACCESS FLOOR
1:2

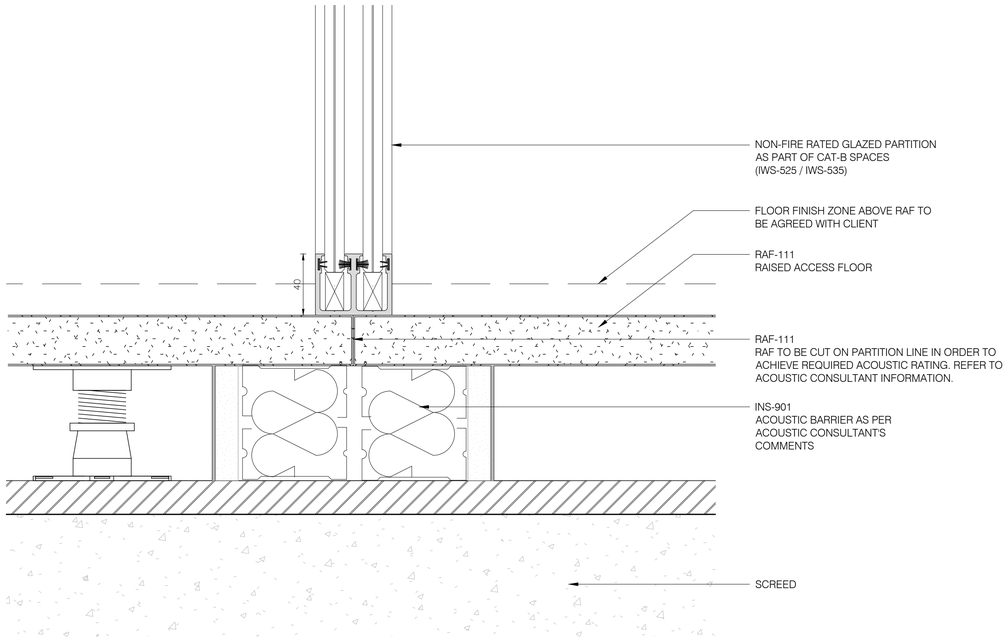

02 NON-FIRE RATED GLAZED PARTITION JUNCTION WITH RAISED ACCESS FLOOR
1:2

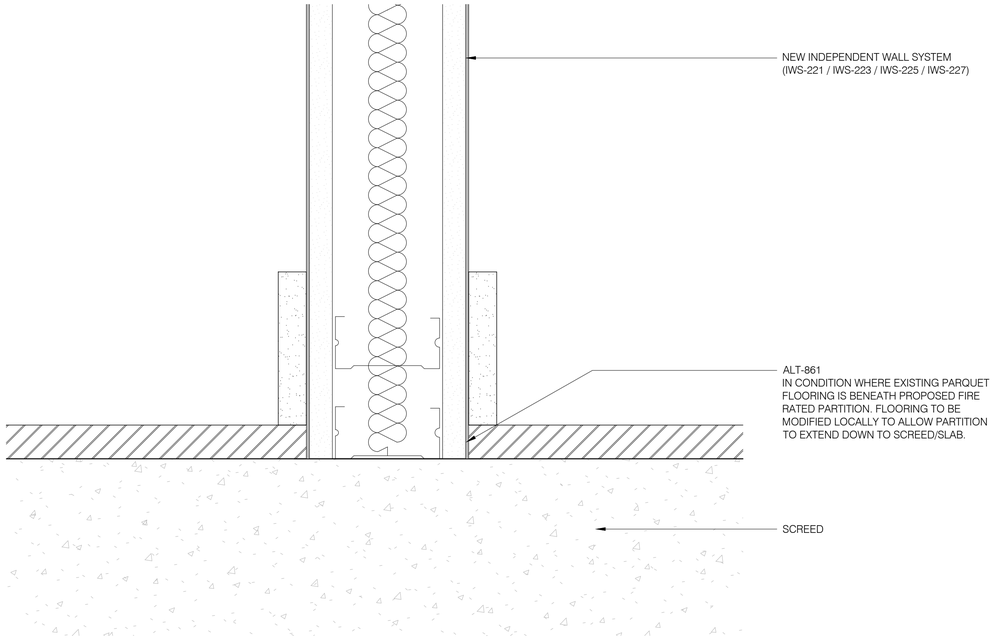

03 PLASTERBOARD PARTITION JUNCTION WITH HARD FLOOR FINISH
1:2

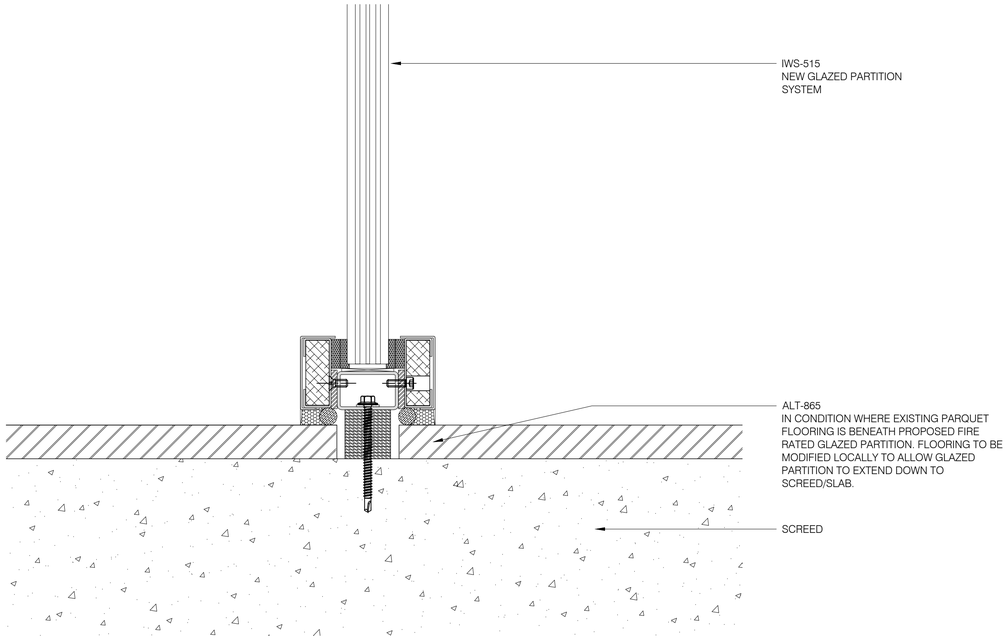

04 GLAZED PARTITION JUNCTION WITH HARD FLOOR FINISH
1:2

Scale 1:2

50mm 0 50 100 150 200 250mm

A1 sheet size

ANOMALY

General notes

1. This information is confidential and the copyright of Anomaly.

2. Anomaly accepts no liability for use of this drawing by parties other than the party for whom it was prepared or for purposes other than that which is stated on the issue sheet. It shall not be disclosed or passed to any other party in any form in whole or part without Anomaly's express permission in writing nor should any other party place reliance upon it.

3. Where data is supplied electronically, it is for convenience only. The original information is the printed or controlled copy which will be supplied on request.

4. All dimensions are in millimetres. No dimensions or other information shall be inferred from the electronic data unless specifically stated on the printed or controlled copy. Where dimensions are not given, drawings must not be scaled and the matter should be referred back to Anomaly.

5. This drawing should be read in conjunction with all other project information, produced by Anomaly and others. In the event of any conflict between the information contained on this drawing and in any other project document, drawings, specifications, schedules etc. the matter must be referred back to Anomaly for clarification.

6. All dimensions and conditions are to be checked on site by the contractor prior to preparing designs, drawings, calculations etc. or commencing any work. The contractor is responsible for checking that there is no conflict between site dimensions and drawn dimensions

Key plan

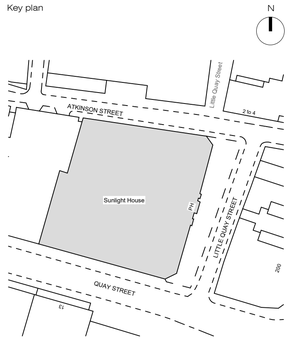

Drawing key

Plasterboard Partitions		Glazed Partitions
IWS-221	IWS-221 High level	IWS-515
IWS-223	IWS-221 Low level	IWS-525
IWS-225		IWS-535
IWS-240		IWS-545
IWS-250		IWS-555

- Nominated contractor to check all heights, dimensions and setting out of partitions on site.
- Refer to finishes schedule for further information.
- Retain all existing historical details, cornice and coffers. Repair, make good and prepare for paint finish.
- Setting out principles for all floors to be the same.
- Any new tenancy splitting partition to be IWS-227.
- DRAWING CONTAINS COLOUR
- Refer to drawing 34701, 34702 and 34703 for more detail and information.
- Refer to Fire Engineer's information for all fire rating requirements.
- Refer to Acoustic Consultant's information for all acoustic requirements.
- Partitions to be constructed in line with planning and heritage applications.
- All partitions to be built in accordance with manufacturer's details and specification.
- Requirement for head deflection details to be confirmed by the contractor and supplier.

Status	Revision	Date	Description
S2	P01	19/04/2024	For Contract
S2	P01	08/09/2023	Stage 04

	LS/AM	LS/AM
Drawn by	Checked by	Approved by

Architect
ANOMALY
Morelands, 5-23 Old Street
London EC1 V9HL
+44 (0) 20 7054 1145
hello@anomaly.london
www.anomaly.london

Client
Karrev (Sunlight) Ltd.

Project
SUNLIGHT HOUSE
Little Quay St,
Manchester M3 3HP

Drawing title
PROPOSED WALL DETAILS

Job number	Sheet size	Scale @ A1	Scale @ A3
126	A1	1:2	1:4

Project stage
FOR CONTRACT

Drawing number
SLH-ANO-P0-XX-DR-A-34703

© Copyright - Anomaly