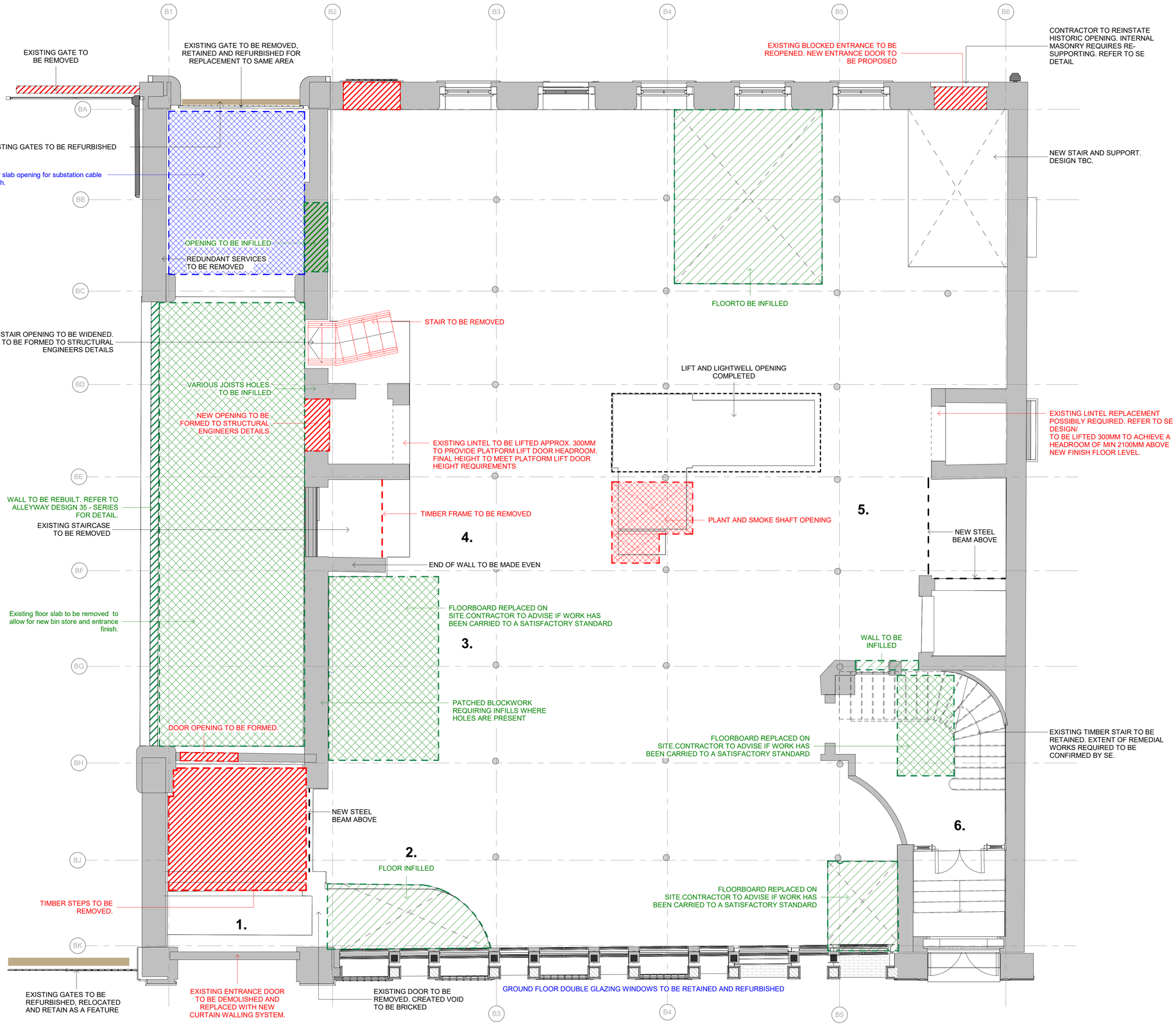



1 | BS - UG - Upper Ground Floor_Demolition Plan_Proposed
1 : 50



1. Timber steps to be removed



2. Floor infill + existing windows




3. Blockwork infill



4. Timber frame + Lift shaft



4. Structural opening



5. Mains tair to be retained and repaired

General Notes:

This drawing is the property of Fletcher-Rae (UK) Limited and copyright is reserved by them. The drawing is not to be copied, reproduced or re-distributed either in whole or in part without the prior written consent of Fletcher-Rae (UK) Limited.

The originator shall have no responsibility for any liability, loss, cost, damage or expense arising from or relating to any use of this document other than for its intended purpose on this project.

This drawing shall be read in conjunction with all other relevant drawings, specifications and associated documentation. Any discrepancies, errors or omissions are to be reported to the originator before proceeding with work.

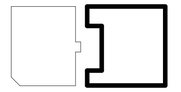
All dimensions are to be checked on site by the contractor prior to proceeding with any work. This drawing shall not be scaled to ascertain any dimensions Work to figured dimensions only.

DISCLAIMER
When this drawing is issued in CAD, it is an uncontrolled version issued for information only, to enable the recipient to prepare their own documents/ drawings for which they are solely responsible.

SOFTWARE INTEROPERABILITY
Fletcher-Rae (UK) Limited prepared this drawing using Autodesk REVIT.

Fletcher-Rae (UK) Limited does not accept liability for any loss or degradation of any information held in the drawing resulting from the translation from the original file format to any other file format or from the recipients reading of it in any other programme.

KEY PLAN



PROJECT NOTES:

- Based on survey information received in May 2024.
- To be read in conjunction with retention drawings
- All setting-out information to be reviewed by Contractor on site.
- Dimensions of all footings and foundations to be confirmed by SE upon comletion of site investigation works.
- Contractor to set out internal walls on all floors using gridlines as reference and confirm dimensions on site before any builders work is carried out. Any discrepancy should be highlighted and made clear to relevant consultants.

DEMOLITION LEGEND:

APPROVED DEMOLITION LEGEND:

- ELEMENT TO BE REMOVED
- BLOCKED WINDOW TO BE REOPENED
- NEW FLOOR OPENING. REFER TO STRUCTURAL DRAWINGS
- STEEL BEAM TO BE REMOVED
- EXISTING STEEL COLUMNS AND BEAMS TO BE REMOVED
- EXISTING SLAB TO BE REMOVED. DEPTH TBC ON SITE

- EXISTING STAIRS TO BE REFURBISHED AND MADE GOOD. SKIRTING AND CORNICING TO BE RETAINED IN PLACE AND ENCAPSULATED, ENCLOSED WALL TO BE RESTORED

KEY RECONSTRUCTION

- INFILL. REFER TO SPECIFIC DETAIL
- EXISTING FLOOR TO BE REPLACED
- TEXT — TEXT RELATED TO RETENTION ELEMENTS
- PLASTERING WORK COMPLETED
- EXISTING FLOOR AND VALUTED BRICK CEILING TO BE REMOVED AND REPLACED WITH NEW SUBSTATION FLOOR.

Rev	Revision Details	Drawn	Date	Chck'd
P02	Extent of substation floor demolition extent clarified.	MG	02.12.24	
P01	Planning	MM	21.06.24	

Project No.
Suitability **S2 SUITABLE FOR INFORMATION**
Status **PLANNING**

Client:
Beech Holdings

Project:
PICCADILLY WAREHOUSE
Bloom Street

Sheet Name:
Upper Ground Floor_Demolition Plan (Proposed)_Planning

Drawing No. **24006-HFR-BS-UG-DR-A-9030** Rev. **P02**
Drawn By **MM** Scale **1 : 50 @ A1**
Created **09.04.24**

HORIZON
fletcher | rae

Level 12, Tower 12, 18-22 Bridge Street, Manchester, M3 3BZ

t +44 (0) 161 242 1140
w www.fletcher-rae.com
e info@fletcher-rae.com

C:\Users\MattGreen\Documents\24006-HFR-BS-ZZ-M3-A-9030_Upper Ground Floor_Demolition Plan (Proposed)_Planning_MattGreen.rvt