Dukkaboard HEATING
UNDERFLOOR HEATING SYSTEMS



| | |
|---|---|
| Document Ref: | TDS-DHLC-23L1 |
| Document Type: | Technical Datasheet |
| Version | v.1.2 |
| Publish Date: | 11/01/2023 |

# Underfloor Heating Electric Cable

High quality and ultra-thin 18th Edition Compliant electric underfloor heating cable.

Designed for use with Dukkaboard Underfloor Heating Stud Membrane.

## PRODUCT DESCRIPTION

A flexible electric heating cable designed to seamlessly integrate with Dukkaboard Heating Stud Membrane, offering precise spacing and quick cable securing.

When combined with Dukkaboard Heating Stud Membrane, it becomes a versatile system with built-in waterproofing and decoupling features. Customize the heat output based on your preferences and environmental conditions by using different layout patterns.

The system can be configured for wattages ranging from 107W/sqm to 188W/sqm.

Suitable for use under various floor coverings, it's important to follow the manufacturer's instructions, as some coverings may require a levelling compound for proper preparation, with a maximum limit of 160 W/sqm.

Compatibility between Dukkaboard Heating Electric Cable and Stud Membrane is ensured, but optimal functionality demands fully encasing the cables in a cementitious product.

## PRODUCT FEATURES

- Low build up
- Total flexibility
- Trade grade cable sheath
- 100% earth shield
- High load conductor
- 150C elastomer protection
- 10 year warranty
- Designed for use with Dukkaboard Heating Thermostat and Dukkaboard Heating Membrane

**Specifications subject to change without notice.**
Designed and engineered with pride in London.
© 2023 Dukkaboard Ltd.
**T: 0870 1271 300 | E: info@dukkaboard.com**

## PRODUCT SPECIFICATION

| | |
|---|---|
| **Product Description** | Dukkaboard Underfloor Heating Cable |
| **Diameter** | 4.9mm |
| **Outer Cable Jacket Material** | Polyolefin |
| **Conductor Type** | Solid |
| **Conductor Sheathing** | High temperature thermoplastic elastomer |
| **Inner Conductor Insulation** | TPE |
| **Cold Cable** | Twin conductors and full-wrap earth shield foil |
| **Cold Tail Length** | 2.5m |
| **Power** | 12 W/lm |
| **Voltage** | 240 V – 50Hz Supply Compatible |
| **Max Operational Temperature** | 90 °C |
| **Earth Conductor Metal** | Copper |
| **Physical Diameter Tolerance** | +/- 0.2mm |
| **Electrical Resistance Tolerance** | +/- 5% of marked Ohm value |
| **Approval** | UKCA |
| **Fire Class Rating** | E |
| **Warranty** | 25 years |
| **Testing Standard** | EN60335-2-96 |
| **Packaging** | Recyclable cardboard core and flange and cardboard box |

## PRODUCT FORMATS AVAILABLE

| STOCK CODE | ON DRUM CABLE LENGTH (M) | APPROX AREA COVERED AT 3 STUD SPACING (SQM) | NOMINAL OUTPUT (W) | RESISTANCE RANGE (OHM) | EAN 13 CODE |
|---|---|---|---|---|---|
| 6123 | 12 | 1.2 | 150 | 370 - 428 | 5065017007034 |
| 6124 | 18 | 1.7 | 225 | 243 - 282 | 5065017007041 |
| 6125 | 25 | 2.4 | 300 | 183 - 212 | 5065017007058 |
| 6126 | 31 | 3.0 | 375 | 146 - 169 | 5065017007065 |
| 6127 | 37 | 3.6 | 450 | 121 - 140 | 5065017007072 |
| 6128 | 50 | 4.8 | 600 | 91 - 106 | 5065017007089 |
| 6129 | 61 | 5.9 | 750 | 73 - 85 | 5065017007096 |
| 6130 | 75 | 7.2 | 900 | 61 - 70 | 5065017007102 |
| 6131 | 100 | 9.6 | 1200 | 45.6 - 52.8 | 5065017007119 |
| 6132 | 125 | 12.0 | 1500 | 36.2 - 41.9 | 5065017007126 |
| 6133 | 150 | 14.4 | 1800 | 30.2 - 35.0 | 5065017007133 |
| 6134 | 200 | 19.2 | 2400 | 22.8 - 26.4 | 5065017007140 |


© 2023 Dukkaboard Ltd.
**T: 0870 1271 300 | E: info@dukkaboard.com**

## OUTPUT VS STUD SPACING AND INSULATION REQUIREMENTS

| HEATING TYPE | STUD SPACING | HEAT OUTPUT PER SQM | LINEAR METRE PER SQM | RECOMMENDED MIN THICKNESS OF DUKKABOARD ORIGINAL-PANEL USED AS INSULATION BELOW |
|---|---|---|---|---|
| Primary | 2 Stud, 2 Stud, 2 Stud | 188 W | 15.62 | 12mm |
| Primary | 2 Stud, 2 Stud, 3 Stud | 161 W | 13.39 | 12mm |
| Secondary | 2 Stud, 3 Stud, 3 Stud | 141 W | 11.72 | 10mm |
| Secondary | 3 Stud, 3 Stud, 3 Stud | 125 W | 10.42 | 10mm |
| Secondary | 3 Stud, 4 Stud, 3 Stud | 107 W | 8.93 | 8mm |

## EXAMPLES OF SPACING LAYOUT



2 STUD, 2 STUD, 2 STUD



3 STUD, 2 STUD, 2 STUD



3 STUD, 3 STUD, 2 STUD



3 STUD, 3 STUD, 3 STUD



3 STUD, 4 STUD, 3 STUD

## HEALTH AND SAFETY

Always read the label. Heating cables must always be controlled by a suitable electric underfloor heating thermostat with capability for in-floor temperature limitation.

Installation must be carried out by a qualified electrician.

Safety first. Dukkaboard Heating thermostats are rated to 16 Amps. 16A at 230V equals 3.68 kW; and if a system exceeds this loading a suitably rated contractor should be used. The circuit must be protected by a 30mA RCD and suitably rated fuse or circuit breaker.

Check with a qualified electrical contractor for proper installation and protection.

## APPROVAL & CONFORMITY

Compliant with Part L, 18th Edition IEE Wiring Regulations, EN 60335-1:1998, EN60335-2-17:1999, IEC 60730


© 2023 Dukkaboard Ltd.
**T: 0870 1271 300 | E: info@dukkaboard.com**