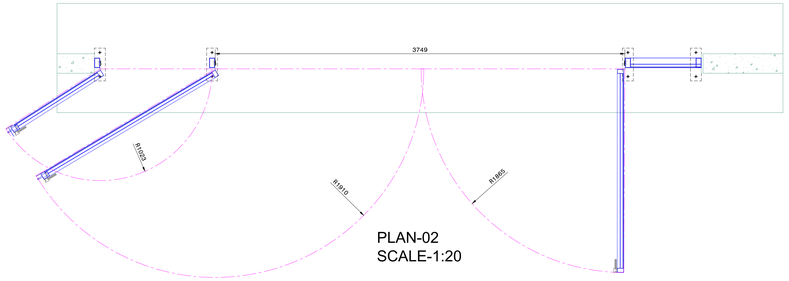

PLAN-02
SCALE-1:20

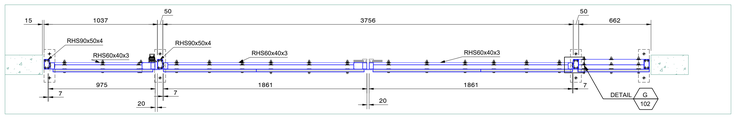

PLAN-01
SCALE-1:20

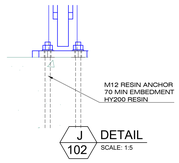

J 102 DETAIL
SCALE: 1:5

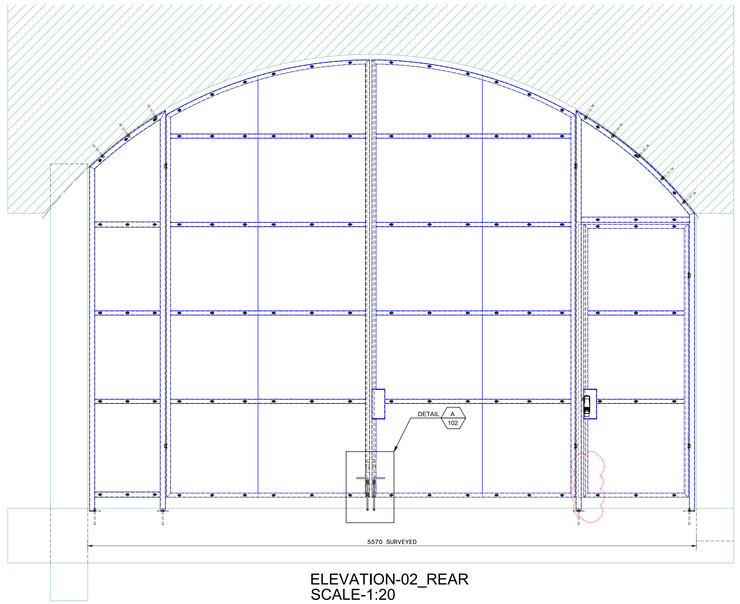

ELEVATION-02_REAR
SCALE-1:20

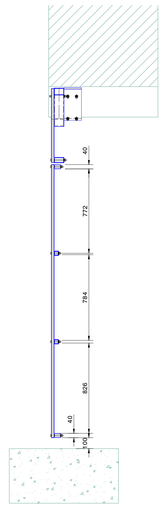

SECTION A1-A1
SCALE-1:20

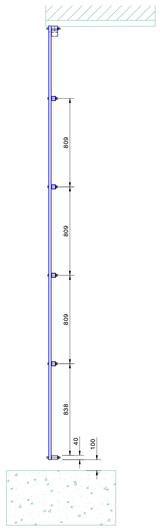

SECTION B1-B1
SCALE-1:20

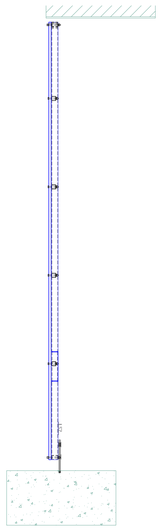

SECTION C1-C1
SCALE-1:20

BALUSTRADE
LOAD-3KN/m
POSTS- RHS60X40X4
BOTTOM RAIL-RHS60X40X4
TOP RAIL-RHS60X40X3
INFILL- 25X3 GRATING
SUPPORTED MID SPAN BY SHS 25X25X3

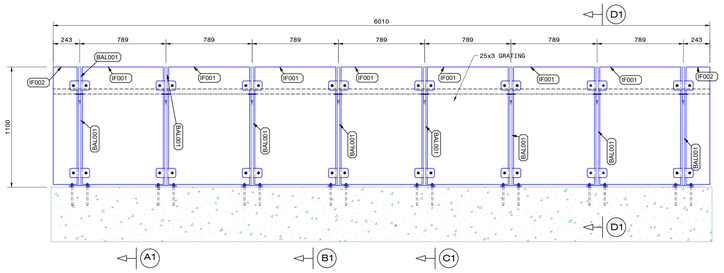

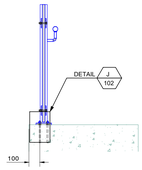

SECTION D1-D1
SCALE-1:20

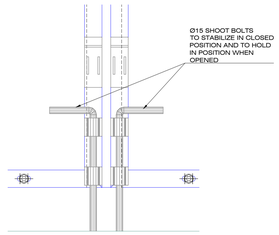

A 102 DETAIL
SCALE: 1:5

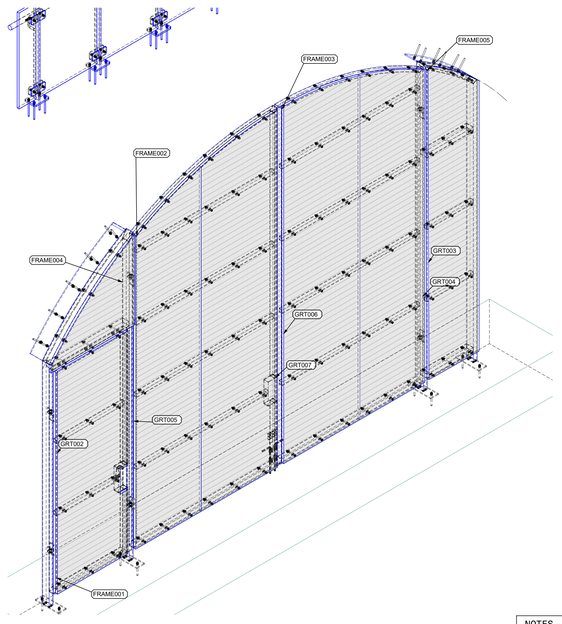

ISOMETRIC_01
SCALE-1:20

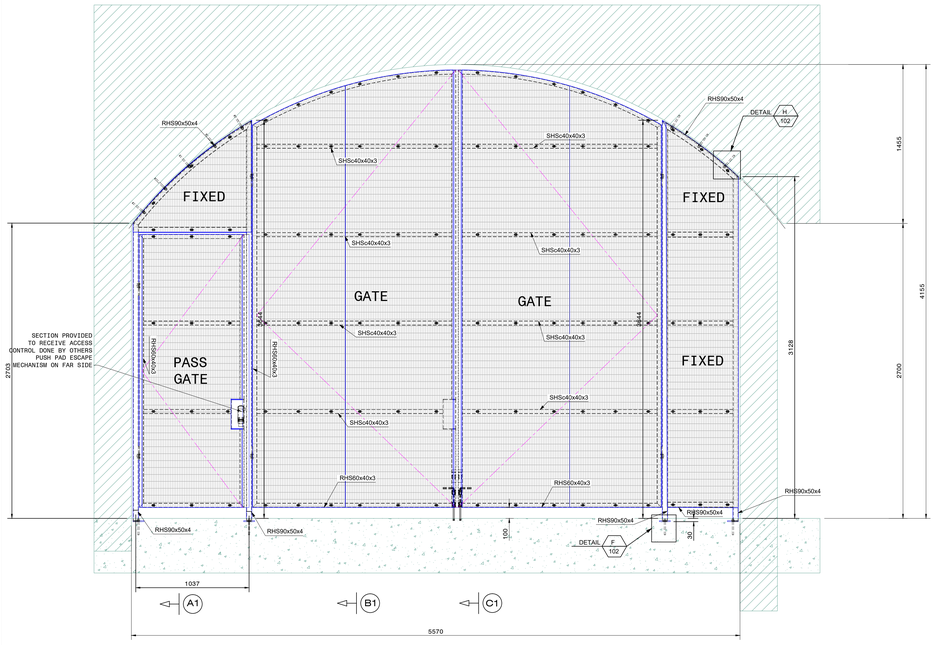

ELEVATION-01_FRONT
SCALE-1:20

GATES AND FRAME
GATE SUPPORT POSTS- RHS 90X50X4
GATE FRAMES- RHS 60X40X3
INFILL- 25X3 GRATING
SUPPORTED MID SPAN BY SHS 25X25X3

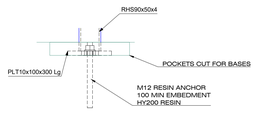

F 102 DETAIL
SCALE: 1:5

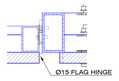

G 102 DETAIL
SCALE: 1:5

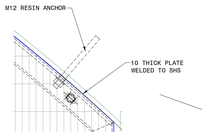

H 102 DETAIL
SCALE: 1:5

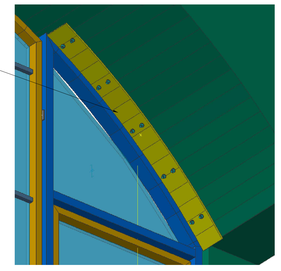

NOTES
REFER TO SEL-0001 FOR GENERAL NOTES.
ALL MATERIALS TO BE IN ACCORDANCE WITH PID 4.1.
REFER TO PID 5.7 APPENDIX 5 FOR ESSENTIAL MANUFACTURING TOLERANCES.
ALL HOLLOW SECTION TO BE GRADE S355 JR U.N.O.
ALL GENERAL STEEL TO BE GRADE S275 JR U.N.O.
ALL HOLES TO BE Ø22 U.N.O
ALL WELD SYMBOLS TO BS EN 22553
EXECUTION CLASS - BS EN 1090-2 EXC2.
WELD ACCEPTANCE CRITERIA BS EN ISO 5817 LEVEL C (LEVEL D FOR UNDERCUT OVERLAP, STRAY ARC, END CRATER PIPE)
ALL CONTINUOUS FILLET WELDS TO BE 6MM LEG LENGTH U.N.O
ALL BUTT WELDS TO BE FULL PENETRATION U.N.O
FINISH

500mm 1000mm 2000mm
SCALE BAR 1:20

AB01	JOHN F	14-Jul-23	AS BUILT
C02	JOH F	12-May-23	ISSUED FOR MFR
C01	JOHN F	26-Apr-23	BALUSTER SPLICE DETAIL ADDED, SHOOT BOLTS REMOVED.
P01	JOHN F	01-Jul-22	FIRST ISSUE
Index	Author	Date	Description

SHAWTON
Unit 1 Junction Lane
Sankey Valley Industrial Estate
Newton Le Willows
WA12 8DN
Tel : 01925 220338
Fax : 01925 220135

DRAWING STATUS: AM
DRAWING No: MF-SHW-WH-GF-DR-X-00-0002

THIRD ANGLE:		PROJECT TITLE: FACTORY			CLIENT:
SCALE: 1:20,1:5	SHEET SIZE: A0	PROJECT No: 2116	MODEL No: 17	SUB ASSEM No: 01	PART No: 102
DRAWN: JOHN F	DATE: 30/06/2022	SEL REF: 2116 17 01 102			
CHECKED:	DATE:	DRAWING TITLE: EXTERNAL GATE			REV. AB01
APPROVED:	DATE:				