NOTE: All laps, lengths and drips not to exceed the lengths recommended for the relevant code thickness within LSTA technical guidance. Generally all step flashings not to exceed 1500mm in length, Code 6 gutters max. length 2250 max. girth 850mm, Code 8 gutters max length 3000, max. girth 1000mm. Any deviations in design / installation against LSTA requirements to be reported to the Project Architect prior to installation. All existing timber gutter formwork to be examined and confirmed as in suitable condition prior to installation of new leadwork to gutters

NOTE: Access on site not possible- all levels and dimensions to be confirmed on site

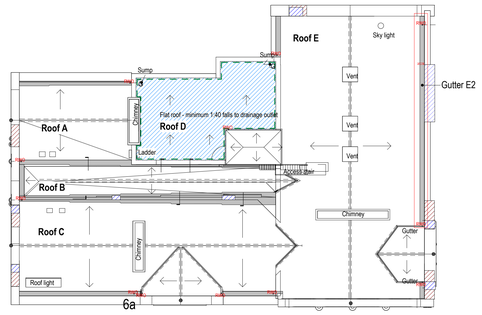

1 Roof Key Plan
1 : 150

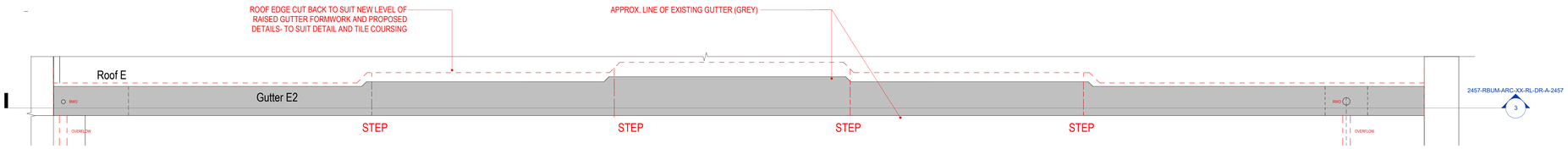

2 Roof Detail Plan E2 - Stepped Gutter
1 : 20

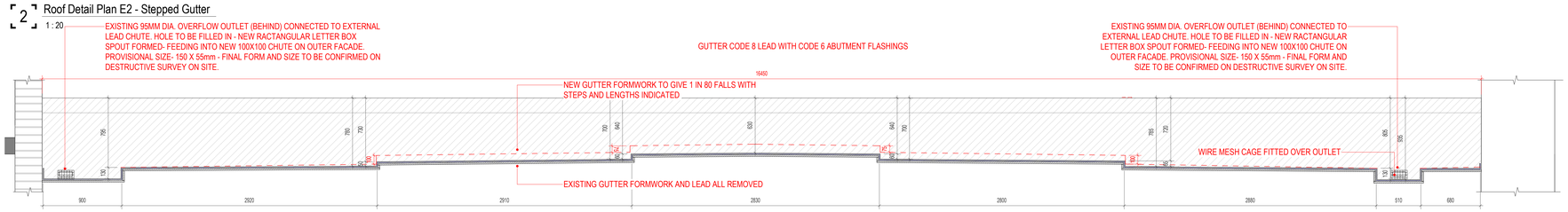

3 Roof Detail Section E2 - Stepped Gutter
1 : 20

Lead Thickness
Gutter - 2.8mm (Code 6)
Cover flashing - 2.1mm (Code 5)

Notes:
- This drawing is copyright.
- Do not scale dimensions from this drawing.
- This drawing is to be read in conjunction with all other relevant drawings.
- All discrepancies on this drawing are to be reported to the architect.
- Do not modify any element of this drawing.
- Use drawing only for purpose(s) issued.
- This drawing may contain colour.

North Point

Scale Bar

Key Plan

The following external model files are included within this drawing:

Rev	Date	Revision Notes	Drawn	Review
P1	2025/03/20	Issued for pricing	EM	RM

MANCHESTER 1824
The University of Manchester

ARCADIS

Project
Rutherford Building

Drawing Title
Stepped Gutter E2

Job Number	Date	Security Classification	Drawn By
141532	MAR'25		MTW
Scale@A0	Purpose		Reviewed By
As indicated	PRELIMINARY		RM

Drawing Number: 2457-RBUM-ARC-XX-RL-DR-A-2457
Revision: P1