PROFESSIONAL CONSULT
FUTURE ENVIRONMENTS

NOISE IMPACT ASSESSMENT

Proposed Residential Development

Equitable Building, St Ann's Square, Manchester

Issue Date: 06 January 2025

QUALITY ASSURANCE & REPORT INFORMATION

Report Version	R1	R2	R3	R4
Prepared by	John Goodwin MIOA	John Goodwin MIOA	John Goodwin MIOA	
Position	Director	Director	Director	
Reviewed by	Martyn Parker MIOA	Martyn Parker MIOA	Martyn Parker MIOA	
Position	Principal Consultant	Principal Consultant	Principal Consultant	
Issue Date	8 November 2024	16 December 2024	06 January 2025	
Comments	First issue	Second issue	Third issue	

Project: Proposed Residential Development

Client: PH Property Holdings Limited

Reference: 24.155.2.R3

This report has been prepared by Professional Consult Limited in accordance with the agreed terms and conditions of the appointment. Professional Consult Limited cannot accept any responsibility for use of, or reliance on, the contents of this report by any third party.

Professional Consult Limited is registered in England (11635570). Registered Office: 534 Edenfield Road, Rochdale, Lancashire OL12 7QJ

Professional Consult Limited

hello@professionalconsult.co.uk
www.professionalconsult.co.uk

EXECUTIVE SUMMARY

This Assessment has been undertaken to identify the key sources of noise surrounding the Site which may adversely impact upon the proposed residential amenity. Accordingly, this Assessment has been completed with due regard to the National Planning Policy Framework and its associated National Planning Policy Guidance in addition to appropriate British Standards and guidance documents relevant to the assessment of noise impacts.

This Assessment has shown that, with regards to the various external noise sources surrounding the Building, compliance with the adopted internal noise criteria can be achieved with upgraded glazing and alternative ventilation.

The future noise climate at the Development can be controlled through appropriate noise mitigation measures to meet acceptable noise levels in both internal and external amenity areas which will accord with the 'No Observed Adverse Effect Level' as detailed in the PPG and as such noise should not be deemed to be a determining factor in the granting of planning permission for this Site.

TABLE OF CONTENTS

1 INTRODUCTION 3

2 POLICY & GUIDANCE 4

3 NOISE SURVEYS 15

4 NOISE IMPACT ASSESSMENT 19

5 MITIGATION 25

6 CONCLUSION 26

APPENDIX 1: LIMITATIONS 27

APPENDIX 2: GLOSSARY OF ACOUSTIC TERMINOLOGY 28

APPENDIX 3: PROPOSED MASTERPLAN – EXAMPLE 2ND FLOOR LAYOUT 30

APPENDIX 4: MEASURED FAÇADE OCTAVE BAND NOISE LEVELS AT NMP1 (5-MIN AVERAGING) 31

APPENDIX 5: MEASURED FAÇADE OCTAVE BAND NOISE LEVELS AT NMP2 (5-MIN AVERAGING) 50

APPENDIX 6: MEASURED BACKGROUND NOISE LEVELS 69

APPENDIX 7: DETAILED NOISE BREAK-IN CALCUALTION FOR NMP1 76

APPENDIX 8: DETAILED NOISE BREAK-IN CALCUALTION FOR NMP2 77

APPENDIX 9: NOISE MEASUREMENT LOCATIONS & GLAZING SPECIFICATIONS 78

1 INTRODUCTION

1.1 Appointment

1.1.1 Professional Consult Limited was instructed by PH Property Holdings Limited to prepare a Noise Impact Assessment ('the Assessment') in support of a proposed residential development ('the Development') at Equitable Building, St Ann's Square, Manchester M2 7JB to be referred to hereafter as 'the Building'.

1.2 Purpose of Assessment

1.2.1 The proposed residential development is noise-sensitive and as such it is expected that Manchester City Council will require a Noise Impact Assessment to be submitted with the scheme planning application which demonstrates that satisfactory internal noise levels can be achieved within the Development.

1.2.2 Accordingly, this Assessment has been completed with due regard to the National Planning Policy Framework and its associated National Planning Policy Guidance in addition to appropriate British Standards and guidance documents relevant to the assessment of noise impacts.

1.2.3 All acronyms used within this report are defined in the Glossary presented in Appendix 2.

1.3 The Development

1.3.1 Proposals include for:

- Change of use of second and third floors from Use Class E to form 12 residential apartments with a mix 4no. 1-beds, 6no 2-beds, 2no. 3-beds apartments; and
- Associated entrance foyer, plant, bin store and cycle store.

1.4 The Building, Locality & Soundscape

1.4.1 The Building is currently occupied at ground floor level by David M Robinson and other businesses, with the former having permitted expansion of the business to the first floor, with the second and third floors currently being vacant.

1.4.2 The Building encloses the corner of St. Ann's Square, with its main elevation lining St. Ann's Street, which leads into the square from Deansgate and Cross Street.

1.4.3 The soundscape at the Building is typical of a city-centre location with noise from people, vehicles, street entertainment and noise from church bells at the neighbouring St Ann's Church all impacting upon the Building.

1.5 Limitations

1.5.1 The limitations of this report are presented in Appendix 1.

1.6 Confidentiality

1.6.1 Professional Consult has prepared this report solely for the use of the Client. Should any third party wish to use or rely upon the contents of the report, written approval must be sought from Professional Consult; a charge may be levied against such approval.

2 POLICY & GUIDANCE

2.1 National Planning Policy Framework & National Planning Practice Guidance

2.1.1 The Government updated the National Planning Policy Framework (NPPF) on 20th December 2023 and its associated National Planning Practice Guidance (NPPG) on 20th November 2023. Together, the NPPF and NPPG set out what the Government expects of local authorities. The overall aim is to ensure the planning system allows land to be used for new homes and jobs, while protecting valuable natural and historic environments.

2.1.2 The NPPG adds further context to the NPPF and it is intended that the two documents should be read together.

2.1.3 Noise needs to be considered when new developments may create additional noise and when new developments would be sensitive to the prevailing acoustic environment. When preparing local or neighbourhood plans, or taking decisions about new development, there may also be opportunities to consider improvements to the acoustic environment.

2.1.4 Local planning authorities' plan-making and decision making should take account of the acoustic environment and in doing so consider:

- Whether or not a significant adverse effect is occurring or likely to occur;
- Whether or not an adverse effect is occurring or likely to occur; and
- Whether or not a good standard of amenity can be achieved.

2.1.5 In line with the Explanatory Note of the Noise Policy Statement for England, this would include identifying whether the overall effect of the noise exposure (including the impact during the construction phase wherever applicable) is, or would be, above or below the significant observed adverse effect level and the lowest observed adverse effect level for the given situation.

2.1.6 The Observed Effect Levels are as follows:

- Significant observed adverse effect level: This is the level of noise exposure above which significant adverse effects on health and quality of life occur;
- Lowest observed adverse effect level: this is the level of noise exposure above which adverse effects on health and quality of life can be detected; and
- No observed effect level: this is the level of noise exposure below which no effect at all on health or quality of life can be detected.

2.1.7 Table 1 summarises the noise exposure hierarchy, based on the likely average response.

Table 1. Noise Exposure Hierarchy

Perception	Examples of Outcomes	Increasing Effect Level	Action
Not Noticeable	No Effect	No Observed Effect	No specific measures required
Noticeable and not intrusive	Noise can be heard but does not cause any change in behaviour or attitude. Can slightly affect the acoustic character of the area but not such that there is a perceived change in the quality of life.	No Observed Adverse Effect	No specific measures required
Lowest Observed Adverse Effect Level			
Noticeable and intrusive	Noise can be heard and causes small changes in behaviour and/or attitude, e.g. turning up volume of television; speaking more loudly; where there is no alternative ventilation, having to close windows for some of the time because of the noise. Potential for some reported sleep disturbance. Affects the acoustic character of the area such that there is a perceived change in the quality of life.	Observed Adverse Effect	Mitigate and reduce to a minimum
Significant Observed Adverse Effect Level			
Noticeable and disruptive	The noise causes a material change in behaviour and/or attitude, e.g. avoiding certain activities during periods of intrusion; where there is no alternative ventilation, having to keep windows closed most of the time because of the noise. Potential for sleep disturbance resulting in difficulty in getting to sleep, premature awakening and difficulty in getting back to sleep. Quality of life diminished due to change in acoustic character of the area.	Significant Observed Effect	Avoid
Noticeable and very disruptive	Extensive and regular changes in behaviour and/or an inability to mitigate effect of noise leading to psychological stress or physiological effects, e.g. regular sleep deprivation/awakening; loss of appetite, significant, medically definable harm, e.g. auditory and non-auditory	Unacceptable Adverse Effect	Prevent

2.1.8 The subjective nature of noise means that there is not a simple relationship between noise levels and the impact on those affected. This will depend on how various factors combine in any particular situation.

2.1.9 These factors include:

- The source and absolute level of the noise together with the time of day it occurs. Some types and level of noise will cause a greater adverse effect at night than if they occurred during the day - this is because people tend to be more sensitive to noise at night as they are trying to sleep. The adverse effect can also be greater simply because there is less background noise at night;
- For non-continuous sources of noise, the number of noise events, and the frequency and pattern of occurrence of the noise;
- the spectral content of the noise and the general character of the noise. The local topology and topography should also be taken into account along with the existing and, where appropriate, the planned character of the area.

2.1.10 More specific factors to consider when relevant:

- where applicable, the cumulative impacts of more than one source should be taken into account along with the extent to which the source of noise is intermittent and of limited duration;
- Consideration should also be given to whether adverse internal effects can be completely removed by closing windows and, in the case of new residential development, if the proposed mitigation relies on windows being

kept closed most of the time. In both cases a suitable alternative means of ventilation is likely to be necessary. Further information on ventilation can be found in the Building Regulations; and

- If external amenity spaces are an intrinsic part of the overall design, the acoustic environment of those spaces should be considered so that they can be enjoyed as intended.

2.2 BS8233:2014 'Guidance on sound insulation and noise reduction for buildings'

Noise Criteria Limits

2.2.1 The scope of this standard is the provision of recommendations for the control of noise in and around buildings. It suggests appropriate criteria and limits for different situations, which are primarily intended to guide the design of new buildings or refurbished buildings undergoing a change of use, rather than to assess the effect of changes in the external noise climate.

2.2.2 The standard suggests suitable internal noise levels within different types of buildings, including dwellings, as shown in Table 2.

Table 2. BS8233:2014 Internal Target Noise Levels

Criterion	Typical Situation	Design $L_{Aeq,T}$ (dB)
Suitable resting / sleeping conditions	Living Room	35
	Bedroom*	30
*For a Reasonable standard in bedrooms at night, individual noise evens (measured with fast time weighting) should not exceed 45dB L_{max}		

2.2.3 BS8233 goes on to recommend noise levels for gardens as follows:

> *"It is desirable that the external noise level does not exceed 50dB $L_{Aeq,T}$, with an upper guideline value of 55dB $L_{Aeq,T}$ which would be acceptable in noisier environments. However, it is also recognised that these guideline values are not achievable in all circumstances where development might be desirable. In higher noise areas, such as city centres or urban areas adjoining the strategic transport network, a compromise between elevated noise levels and other factors might be warranted".*

2.2.4 BS8233 goes on to say:

> *"In such a situation, development should be designed to achieve the lowest practicable levels in these external amenity spaces but should not be prohibited".*

2.2.5 With regards to external noise within balcony areas, BS8233: 2014 provides the following advice:

> *"Other locations, such as balconies, roof gardens and terraces, are also important in residential buildings where normal external amenity space might be limited or not available, i.e. in flats, apartment blocks, etc. In these locations, specification of noise limits is not necessarily appropriate. Small balconies may be included for uses such as drying washing or growing pot plants, and noise limits should not be necessary for these uses. However, the general guidance on noise in amenity space is still appropriate for larger balconies, roof gardens and terraces, which might be intended to be used for relaxation. In high-noise areas, consideration should be given to protecting these areas by screening or building design to achieve the lowest practicable levels"*

Ventilation Requirements

2.2.6 Where a partially open window cannot be relied upon to provide an adequate level of facade sound insulation performance, it is necessary to consider alternative ventilation for habitable rooms. Section 8.4.5.4 within BS8233 states:

> *"The Building Regulations' supporting documents on ventilation [48, 49, 50] recommend that habitable rooms in dwellings have background ventilation. Where openable windows cannot be relied upon for this ventilation, trickle ventilators can be used and sound attenuating types are available. However, windows may remain openable for rapid or purge ventilation, or at the occupant's choice.*
>
> *Alternatively, acoustic ventilation units (see 7.7.2 below) are available for insertion in external walls. These can provide sound reduction comparable with double glazed windows. However, ducted systems with intakes on the quiet side of the building might be required in very noisy situations, or where appearance rules out through-the-wall fans."*
>
> Section 7.7.2 states:
>
> *"NOTE 5 If relying on closed windows to meet the guide values, there needs to be an appropriate alternative ventilation that does not compromise the façade insulation or the resulting noise level."*

2.3 INSTITUTE OF ACOUSTICS AND ASSOCIATION OF NOISE CONSULTANTS (2020) ACOUSTICS VENTILATION & OVERHEATING: RESIDENTIAL DESIGN GUIDE

2.3.1 The Acoustics Ventilation and Overheating (AVO) Residential Design Guide provides an approach as to how the competing aspects of thermal and acoustic comfort can be managed. The AVO Guide aims to assist designers to adopt an integrated approach to the acoustic design within the context of the ventilation and thermal comfort requirements. The AVO Guide provides a method for assessing the impact of opening windows and providing whole house ventilation due to the impact of noise via a two-level noise assessment procedure, as below:

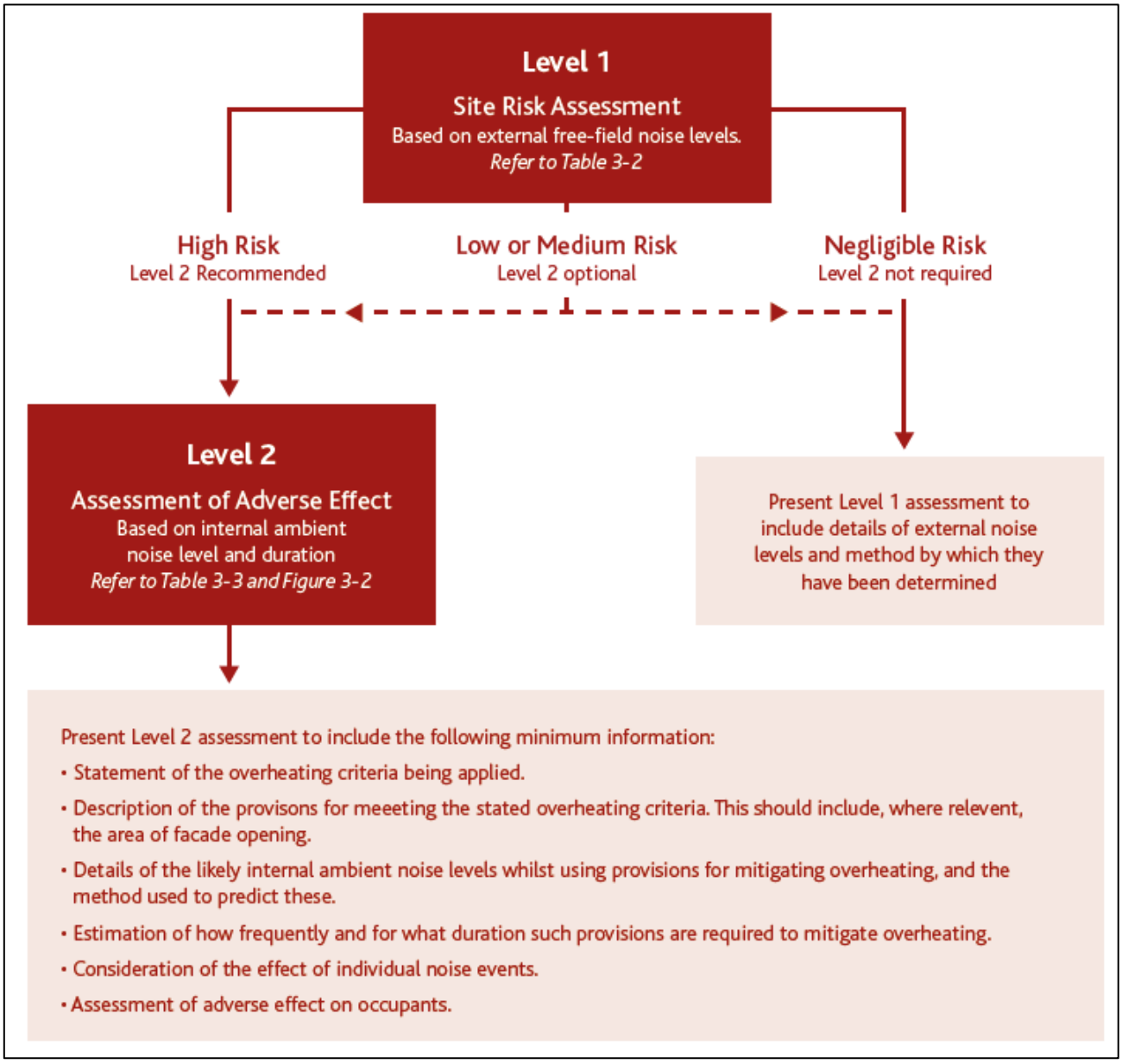

2.3.2 A level 1 risk assessment is based on external free-field noise levels with the assumption of a partially opened window in use for mitigation of overheating. A level 1 assessment is appropriate for scenarios where the risk to a development is deemed 'Negligible'. 'Low' and 'Medium' risk sites only require a level 2 assessment on an optional basis in order to give further confidence in the suitability of internal noise conditions.

2.3.3 The noise levels suggested in Tables 3 and 4 assume steady road traffic noise source but can be adapted for other transport sources.

Table 3. Guidance for Level 1 Site Risk Assessment for Transportation Noise Sources Relating to Overheating Condition

Risk Category for Level 1 Assessment - External		Risk Level	Potential Effect Without Mitigation	Recommendation for Level 2 Assessment
Daytime Noise Level, $L_{Aeq,t}$ (07:00 – 23:00)	Night-time Noise Level, $L_{Aeq,t}$ (23:00 – 07:00)			
≥65dB	≥55dB	High	Increasing risk of adverse effect	Recommended
>55dB & <63dB	>45 & <55dB	Medium		Optional
>50dB & <55dB		Low		
≤50dB	≤45dB	Negligible	Use of opening windows as means of mitigating overheating is not likely to result in in adverse effect	Not required

2.3.4 A level 2 assessment will be carried out when the risk of adverse effect is 'High' or it is deemed appropriate for a 'low' or 'medium' risk site. An increase in internal ambient noise level can cause a change in human behaviour. At high levels this creates situations where occupants can no longer open windows for ventilation due to high external noise levels. A level 2 assessment identifies these situations and allows for appropriate alternative ventilation systems to be recommended.

Table 4. Guidance for Level 2 Assessment of Noise from Transport Noise Sources Relating to Overheating Condition

Internal Ambient Noise Level			Example of Outcome
Daytime $L_{Aeq,t}$ (07:00 – 23:00)	Night-time $L_{Aeq,t}$ (23:00 – 07:00)	Individual Noise Events During 23:00 – 07:00	
>50dB	>42dB	Normally exceeds 65dB $L_{Af,max}$	Noise causes a material change in behaviour eg. having to keep windows closed most of the time
Increasing noise level			Increasing the likelihood of impact on reliable speech communication during the daytime or sleep disturbance at night

2.3.5 The Table below details guideline external free-field noise limits and determines the appropriate AD-F ventilation system (Systems 1 – 4).

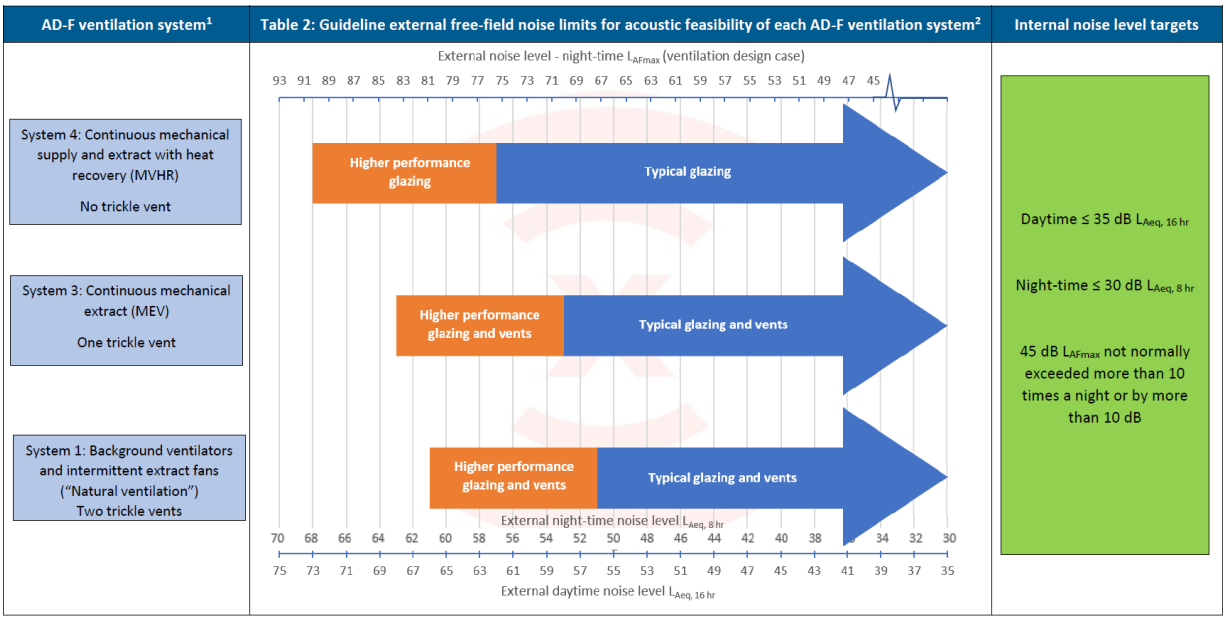

Approved Document O of the Building Regulations 2022

2.3.6 This approved document supports Part O of Schedule 1 to the Building Regulations 2010 and took effect on 15th June 2022 for use in England.

2.3.7 Section 3 of the approved document details the requirements for noise ingress into a bedroom and states the following:

> *'In locations where external noise may be an issue (for example, where the local planning authority considered external noise to be an issue at the planning stage), the overheating mitigation strategy should take account of the likelihood that windows will be closed during sleeping hours (11pm to 7am).*
>
> *Windows are likely to be closed during sleeping hours if noise within bedrooms exceeds the following limits.*
>
> *a. 40dB $L_{Aeq,T}$, averaged over 8 hours (between 11pm and 7am); and*
> *b. 55dB L_{AFmax}, more than 10 times a night (between 11pm and 7am).'*

2.3.8 The above internal noise criteria levels are higher than those presented in BS8233:2014 and so the trigger point for alternative ventilation for bedrooms, where required, will be dictated primarily by the assessment which considers compliance with the BS8233:2014 internal noise criteria levels. Nevertheless, compliance with the above noise criteria levels will be observed where the internal average and maximum noise levels with a partially open window, or where recommended appropriate alternative ventilation for the bedroom, results in noise levels not exceeding the above noise criteria levels.

Information for the SAP Assessor

2.3.9 With regards to windows being opened, BS8233:2014 refers to a partially open window and so for the purposes of AD-O and Standard Assessment Procedure (SAP) calculations a 'partially open' window should be taken as being 'fully open' for SAP calculations. Furthermore, windows of habitable rooms are never recommended to be 'sealed closed', ie a resident has the option to open a habitable room window at their discretion and not use any recommended alternative ventilation. Accordingly, for the purposes of SAP calculations, windows should be modelled as open to inform a worst-case SAP Assessment.

2.4 BS4142:2014+A1:2019 'Methods for rating and assessing industrial and commercial sound'

2.4.1 This standard describes methods for rating and assessing sound of an industrial or commercial nature which includes:

- Sound from industrial and manufacturing processes;
- Sound from fixed installations which comprise mechanical and electrical plant and equipment;
- Sound from the loading and unloading of goods and materials at industrial and / or commercial premises; and,
- Sound from mobile plant and vehicles that is an intrinsic part of the overall sound emanating from processes or premises, such as that from forklift trucks, or that from train or ship movements on or around an industrial or commercial Site.

2.4.2 The procedure detailed in the standard compares the measured or predicted noise level 'the specific noise level' from any of the above detailed noise sources with the background sound level at a residential dwelling. The measured background sound level at a receptor should be reliable and should not necessarily ascertain a lowest measured background sound level, but rather to quantify what is 'typical.'

2.4.3 The specific noise level also acknowledges the following reference time intervals depending upon whether the noise source operates during daytime or night-time periods:

- Daytime (07:00 - 23:00): 1 hour; and
- Night-time (23:00 - 07:00): 15 minutes.

2.4.4 There are a number of 'penalties' which can be attributed to the specific sound level, either subjectively or objectively, depending upon the 'acoustic features' of the sound level under investigation as follows. These penalties vary in their weighting depending upon the severity of the acoustic feature, as follows (with regards to the subject method):

Tonality

- +2dB: where the tonality is just perceptible;
- +4dB: where the tonality is clearly perceptible; and
- +6dB: where the tonality is highly perceptible.

Impulsivity

- +3dB: where the impulsivity is just perceptible;
- +6dB: where the impulsivity is clearly perceptible; and
- +9dB: where the impulsivity is highly perceptible.

Intermittency

- +3dB: where the intermittency is readily distinctive against the acoustic environment.

2.4.5 Where the assessment is carried out using the objective method, the tonality penalty is either 0dB or 6dB and the impulsivity penalty can range from 0dB up to 9dB in increments of 1dB, depending on the level of impulsivity identified.

2.4.6 In addition to the above acoustic features, there is a penalty for 'other sound characteristics' of +3dB where a sound exhibits characteristics that are neither tonal nor impulsive, though is readily distinctive against the acoustic environment.

2.4.7 BS4142 goes on to state that the rating level is equal to the specific sound level if there are no such features present or expected to be present.

2.4.8 Assessment of the rating level relative to the background noise level can yield the following commentary:

- Typically, the greater this difference (between the rating level and the background sound level), the greater the magnitude of impact;
- A difference of around +10dB or more is likely to be an indication of a significant adverse impact, depending on the context;
- A difference of around +5dB is likely to be an indication of an adverse impact, depending on the context; and

- The lower the rating level is relative to the measured background sound level, the less likely it is that the specific sound source will have an adverse impact. Where the rating level does not exceed the background sound level, this is an indication of the specific sound source having a low impact.

2.4.9 Whilst the amended 2019 Standard does make various references to it not being intended to assess noise impacts at indoor locations, section 1.1 does state 'The methods described in this British Standard use outdoor sound levels to assess the likely effects of sound on people who might be inside or outside a dwelling or premises used for residential purposes upon which sound is incident'. Example 6 in the Standard states 'In addition to the rating/background sound level comparison shown in Table A.6, the primary concern is the potential for disturbance of residents who could be sleeping with open bedroom windows. Other guidance, such as BS 8233, might also be applicable in this instance'.

2.4.10 With the above in mind, and for a clear need to ensure that any potential commercial or industrial noise impacts at the building façade do not give rise to internal noise level which causes sleep disturbance in bedrooms, this Assessment will ensure that the predicted rating level (specific sound level including any character corrections) does not exceed 30dB in bedrooms.

2.5 Local Authority Guidance and Criteria – Manchester City Council's Environmental Health Department

2.5.1 Consultation was provided to Manchester City Council on 24th August 2024, which stated:

'We have been appointed by a client to undertake a Noise Impact Assessment in support for a proposed mixed-use development at Equitable Building at St Ann's Square in Manchester.

It is understood that proposals include for:

1. Expansion of David M Robinson to first floor (this floor is already in Use Class E so won't require a formal change of use)

2. Change of use of second and third floors from Use Class E to 13 residential apartments

3. Roof extension to the building to provide an additional single penthouse apartment

4. Associated entrance foyer, plant, bin store and cycle store

Professional Consult will complete the following noise surveys:

5. Commercial Noise: A noise survey will be completed for all of the surrounding commercial uses during a typical weekday period;

6. People Noise: A noise survey will be completed from a first-floor window overlooking the eastern and southern elevations of the building to measure noise from people over a full weekday and weekend period; and

7. Background & Ambient Noise: A background and ambient noise survey will be completed on Site in the absence of commercial sound, over a full weekday and weekend period.

Professional Consult will complete the following assessment:

8. Commercial Noise - Existing: An assessment will be completed for any measured commercial noise in line with the guidance presented in BS4142:2014+A1:2019 for the existing surrounding commercial uses;

9. Commercial Noise - Proposed: An assessment will be completed for any future commercial noise from the plant room in line with the guidance presented in BS4142:2014+A1:2019 for

the commercial uses. Where details of plant are not provided, electrical plant noise emission limits will be set accordingly; and

10. People Noise: Noise from people using St Ann's Square will be compared against the noise criteria presented in BS8233:2014.

2.5.2 A response was received on 27th September 2024 which stated:

'I have been passed your enquiry regarding a noise assessment for a mixed use development including retail at ground floor and change of use for residential at 2nd and 3rd floors and 4th floor extension to provide an apartment.

I can accept most of your proposals based on the information provided but the assessment will also need to include recommendations for glazing performance and examples and façade construction for noise break in to the residential apartments from external sources in order to meet the internal noise criteria. An overheating assessment may be required and a scheme for alternative ventilation such as mechanical ventilation is likely to be required as it is unlikely that the internal noise criteria can be met with windows open.

An assessment and recommendations with regard to insulation of any façade penetrations such as ventilation louvres for air intake / extract will be required to ensure the penetrations do not compromise the acoustic integrity of the façade.

Any proposed mechanical ventilation will need assessment and recommendations provide with regard to selection to ensure that when in full use, including during boost function, the ventilation system does not exceed the internal noise criteria.

Assessment of break in from the ground floor retail into the apartments will be required including assessment of any flanking routes or sound transmission paths such as structurally adjoining columns and recommendations for insulation of these areas along wit assessment and recommendations with regard to any separating floor / ceiling upgrades required.

Any additional plant including plant recessed behind louvres / air intakes or extracts will need to include the new apartments as receptors along with neighbouring commercial properties

We may have additional comment once the application is received and assessment has been submitted but can I also refer you to our Planning noise guidance document found at the link below.'

2.5.3 A reply was issued on 30th September which stated:

'Thanks for your email to my colleague Sam. Further to this, we have completed a comprehensive noise survey around Equitable Building in order to measure the various noise sources which impact upon the proposed noise-sensitive uses. We have measured noise from air handling unts, people, unloading of vehicles and noise from St Anne's Church. We have also measured noise from street artists playing live music in St Anne's Square. I note in the Manchester Planning and Noise Guidance document that there is a section which assesses music noise in the 63Hz and 125Hz octave bands and provides internal noise criteria for these octave bands – the section is applicable to music noise break-out from 'venues' ie fixed premises. As noise from street artists is not fixed and may well be highly irregular on a seasonal basis, I propose that internal noise levels from this source are assessed against the noise criteria presented in BS8233:2014.

If you could please let me know your thoughts on this approach and we will get our Assessment completed.'

2.5.4 A reply was issued on 30th September which stated:

> *'The restrictions in the low frequency octave bands mainly refer to music / entertainment noise levels via structurally adjoining uses so any music that makes up the external environment noise can be assessed under BS8223:2014'.*

2.6 Manchester City Council – Planning & Noise Technical Guidance

2.6.1 Manchester City Council have published guidance on planning and noise matters in their guidance document 'Planning & Noise Technical Guidance' published October 2022.

2.6.2 Section 3.7.1.2 '*Entertainment Venues*' states the following:

> *'Noise from entertainment venues, e.g. noise from recorded music, live bands, or karaoke, can be particularly annoying for local residents and businesses if not adequately contained within the venue.*
>
> *When considering the potential impact of a proposal for an entertainment venue, consultants should consider the overall noise level (LAeq) and the 63 Hz and 125 Hz octave band noise levels (Leq). Music noise in the 63 Hz and 125 Hz octave bands, often described as 'bass noise', is particularly difficult to contain and the impulsive and non-steady character of low frequency music noise is particularly disturbing for local residents exposed to it.*
>
> *…*
>
> *Music noise levels in the 63Hz and 125Hz octave centre frequency bands (Leq) should be controlled so as not to exceed (in habitable rooms) 47dB and 41dB (Leq,5min), respectively'.*
> *This criterion may also be applicable for new residential developments that are structurally separate from an existing entertainment venue.'*

2.6.3 It has been agreed with Manchester City Council that assessment of music noise against the 63Hz and 125Hz octave bands is not applicable for this project, however the time averaging period of 5mins is considered applicable given the short-term nature of music being played outside. Accordingly, the highest measured 5-min ambient noise level ($L_{Aeq,5mins}$) will be assessed against the noise criteria in BS8233:2014.

3 NOISE SURVEYS

3.1 Street Music / People Noise

3.1.1 Professional Consult has completed noise measurements as follows:

- **Noise Measurement Position 1**: The microphone of the sound level meter was located 1m from the façade of the building at second floor level facing St Ann's Square (eastern façade of Building) between 11:00 on 26th July – 11:25 on 29th July 2024. Noise sources at the measurement location comprised of noise from people, street artists playing amplified music, street cleaning machinery and church bells noise from St Ann's Church on Sunday morning; and

- **Noise Measurement Position 2**: The microphone of the sound level meter was located 1m from the façade of the building at second floor level facing St Ann's Street (southern façade of Building) between 10:55 on 26th July – 11:20 on 29th July 2024. Noise sources at the measurement location comprised of noise from people, street artists playing amplified music, street cleaning machinery and church bells noise from St Ann's Church on Sunday morning.

3.1.2 Table 5 presents the measured noise levels at NMP1.

Table 5. Measured Noise Levels – NMP1 (Façade)

Period	Measured Façade Sound Pressure Level (dB)												
	$L_{Aeq,T}$	8 Hz	16 Hz	31.5 Hz	63 Hz	125 Hz	250 Hz	500 Hz	1 kHz	2 kHz	4 kHz	8 kHz	16 kHz
26/07/2024 (11:00 – 23:00)	62.1	51.7	60.8	62.0	60.3	61.0	59.3	60.1	58.2	53.6	46.7	37.7	26.1
26/07/2024 (23:00 – 07:00)	57.5	45.9	57.2	59.4	56.6	54.9	54.6	55.2	53.6	49.3	43.1	34.2	24.4
27/07/2024 (07:00 – 23:00)	63.2	52.0	60.7	61.5	60.6	61.2	59.5	60.9	59.4	56.2	50.5	42.4	31.5
27/07/2024 (23:00 – 07:00)	61.5	49.6	59.5	61.9	61.2	59.8	60.0	60.7	59.7	55.9	53.4	50.1	44.3
28/07/2024 (07:00 – 23:00)	57.5	49.6	57.0	59.2	58.1	56.7	54.6	54.8	53.3	50.0	43.5	34.1	25.0
28/07/2024 (23:00 – 07:00)	54.1	47.2	58.1	59.3	55.5	54.1	51.9	50.8	49.8	47.1	41.5	30.9	18.9
29/07/2024 (07:00 – 11:30)	57.6	52.2	61.6	63.1	59.2	57.1	55.0	54.1	53.2	50.9	44.8	37.4	25.9
Note: 10th highest maximum façade noise level from all night-time periods is 83.6dB													

3.1.3 Table 6 presents the measured noise levels at NMP2.

Table 6. Measured Noise Levels – NMP2 (Façade)

Period	Measured Façade Sound Pressure Level (dB)												
	$L_{Aeq,T}$	8 Hz	16 Hz	31.5 Hz	63 Hz	125 Hz	250 Hz	500 Hz	1 kHz	2 kHz	4 kHz	8 kHz	16 kHz
26/07/2024 (11:00 – 23:00)	63.2	54.7	64.9	67.7	64.9	62.2	60.8	59.8	58.8	56.8	48.3	39.6	29.5

26/07/2024 (23:00 – 07:00)	62.3	47.7	60.9	66.4	63.9	61.6	61.0	61.0	58.8	54.8	50.6	45.3	35.9
27/07/2024 (07:00 – 23:00)	62.6	52.0	62.2	64.9	64.1	62.1	60.6	60.2	58.2	54.5	50.1	43.0	30.2
27/07/2024 (23:00 – 07:00)	61.7	52.5	61.8	66.6	65.7	63.6	61.3	61.5	60.1	55.2	49.8	41.6	34.8
28/07/2024 (07:00 – 23:00)	59.8	50.3	59.5	63.8	62.0	59.5	57.8	56.8	55.5	52.5	45.6	37.0	28.4
28/07/2024 (23:00 – 07:00)	57.7	48.8	61.0	66.4	61.8	57.9	55.6	54.5	53.4	50.2	45.0	35.7	23.6
29/07/2024 (07:00 – 11:30)	60.8	54.2	65.4	69.3	64.8	61.0	59.5	57.9	56.2	53.4	48.0	40.6	28.2
Note: 10th highest maximum façade noise level from all night-time periods is 86.3dB													

3.1.4 The measured noise levels over a 5-minute averaging period, for NMP1 and NMP2, are detailed in Appendices 4 and 5.

3.2 Air Handling Units – Barton Square

3.2.1 Professional Consult has completed a series of noise measurements of the Air Handling Units (AHUs) associated with the commercial units on Barton Square, as follows:

- **Noise Measurement Position 3**: Noise measurements were completed on 29th July 2024 for the AHUs.

Table 7. Summary of Measured Source Noise Levels

Noise Source	Measured Facade Noise Level (dB)	Measurement Distance (m)	On-time for BS4142 Assessment (mins)	Source Noise Height Above Ground (m)
AHU	59.7	6	60 (day) 15 (night)	3
AHU	61.4	6	60 (day) 15 (night)	4

3.3 Church Bells – St Ann's Church

3.3.1 Professional Consult has completed noise measurements as follows:

- **Noise Measurement Position 4**: Noise measurements of the church bells have been obtained from NMP1 between 08:55 – 08:59, 10:55 – 10:58 and 16:50 – 16:58 on Sunday 28th July.

3.3.2 Table 8 summarises the measured road traffic noise levels at the microphone location.

Table 8. Summary of Measured Church Bell Noise

Noise Source	Measured Façade Noise Level, $L_{Aeq,T}$ (dB)	Measurement Distance (m)
Church Bells	64.9	27 (Approx)

3.4 Background Sound Survey

3.4.1 Professional Consult has completed noise measurements as follows:

- **Noise Measurement Position 5:** Background noise measurements have been taken at NMP1 in the absence of any commercial sound between 11:00 on 26th July – 11:25 on 29th July 2024.

3.4.2 Table 9 details the measured background sound levels.

Table 9. Summary of Measured Background Sound Levels

Noise Measurement Position	Period	Measured Background Sound Level, $L_{A90,15mins}$ (dB)	
		Range	Typical (Mode Average)
NMP5	Daytime (07:00 – 23:00)	46 - 58	56
	Night-time (23:00 – 07:00)	43 - 56	50

3.5 Noise Survey Equipment

3.5.1 The following equipment was used for the noise surveys.

Table 10. Noise Measurement Equipment

Measurement Position	Equipment Description	Manufacturer & Type No	Serial No.	Calibration Due Date
NMP1 & NMP5	Sound Level Meter	01dB Fusion	11755	28 June 2026
	Pre-amplifier	01dB PRE22	1707173	
	Microphone	GRAS 40CE	291693	
	Calibrator	01dB CAL-31	84086	27 June 2025
NMP2, 3 & 4	Sound Level Meter	01dB Fusion	12038	14 March 2025
	Pre-amplifier	01dB PRE22	2113007	
	Microphone	GRAS 40CE	330801	
	Calibrator	01dB CAL-31	87280	27 June 2025

3.5.2 The sound level meters were field calibrated prior to and following the noise surveys and there was no drift beyond the allowable limit of 1dB.

3.5.3 Table 11 indicates a summary of the measured weather conditions.

Table 11. Range of Measured Wind Speeds

Period	Range of Measured Wind Speeds (m/s)	Rainfall Recorded?
All periods	0 – 4.4	No

4 NOISE IMPACT ASSESSMENT

4.1 Street Music / People Noise

4.1.1 The highest measured 5-minute L_{Aeq} noise levels measured at NMP1 and NMP2 (detailed in Appendices 4 and 5), have been used to determine the glazing requirements for the east and south facing facades of the Building.

4.1.2 It is necessary to calculate an equivalent free-field noise level for the measured façade noise levels, as detailed in Table 12.

Table 12. Summary of Measured Background Sound Levels

NMP	Highest Measured LAeq,5mins Sound Pressure Level, Leq,5mins (dB) Facade		Highest Calculated Octave Band Sound Pressure Level, Leq,5mins (dB) Freefield	
	Daytime	Night-time	Daytime	Night-time
1	74.0	74.1	71.0	71.1
2	78.0	74.3	75.0	71.3

4.1.3 Table 13 calculates the required glazing sound reduction performance for NMP1 (East Façade).

Table 13. Calculation of Glazing Sound Reduction Performance

Period	Calculated Free-field Noise Level, $L_{Aeq,5mins}$ (dB)	Internal Noise Criteria Level, L_{Aeq} (dB)	Required Glazing Sound Reduction Performance, R_w (dB)	Typical Glazing Configuration
Daytime	71.0	35	36	8mm Planiclear Glass / 20mm Air Space / 5mm Planiclear Glass
Night-time	71.1	30	41	6mm Planiclear Glass / 16mm Air Space / 8.4mm Stadip Silence Glass

4.1.4 Table 14 calculates the required glazing sound reduction performance for NMP2 (South Façade).

Table 14. Calculation of Glazing Sound Reduction Performance

Period	Calculated Free-field Noise Level, $L_{Aeq,5mins}$ (dB)	Internal Noise Criteria Level, L_{Aeq} (dB)	Required Glazing Sound Reduction Performance, R_w (dB)	Typical Glazing Configuration
Daytime	75.0	35	40	6mm Planiclear Glass / 16mm Air Space / 6.4mm Stadip Silence Glass
Night-time	71.3	30	41	6mm Planiclear Glass / 16mm Air Space / 8.4mm Stadip Silence Glass

4.1.5 Appendix 9 indicates the required glazing specifications for the Building facades.

4.2 Comparison with BS8233:2014 Noise Criteria Levels

4.2.1 The recommended glazing specifications have been checked with the internal noise criteria levels presented in BS8233:2014. The calculated free-field equivalent noise levels over the full daytime and night-time periods have been assessed using the detailed noise break-in calculation method presented in BS8233:2014.

4.2.2 The highest measured octave band noise levels, measured at NMP1 and NMP2, for the full daytime (16hr average) and night-time (8hr average) periods have been used to inform the detailed noise break-in calculations and the calculations are detailed in Appendices 7 and 8 respectively which indicate the following internal noise levels.

Table 15. Detailed Noise Break-in Calculations – Windows Closed

NMP	Calculated Internal Noise Level for Daytime Period (dB)	Calculated Internal Noise Level for Night-time Period (dB)
1	26.3	25.4
2	26.2	27.1

4.2.3 The results of the detailed noise break-in calculations using the recommended glazing specifications indicate that the predicted internal noise levels do not exceed the BS8233:2014 internal noise criteria limits of 35dB and 30dB for living rooms and bedrooms respectively.

4.2.4 In addition to identifying glazing sound reduction performance, it is also necessary to consider internal noise levels with an open window and this is considered in Table 16 for NMP1.

Table 16. Calculated Internal Noise Levels with an Open Window – NMP1 (East Façade)

Period	Calculated Free-field Noise Level, $L_{Aeq,5mins}$ (dB)	Sound Reduction Performance for Open Window (dB)	Calculated Internal Noise Level, LAeq,T (dB)	BS8233 Internal Noise Criteria Limit, LAeq,T (dB)	Difference +/- (dB)
Daytime	60.2	-13	47.2	35	+12.2
Night-time	58.5	-13	45.5	30	+15.5

4.2.5 Table 16 indicates that there will be exceedances of the internal noise criteria levels with an open window and so the following section considers noise mitigation.

4.2.6 Table 17 calculates the internal noise levels for NMP2 with a partially open window.

Table 17. Calculated Internal Noise Levels with an Open Window – NMP2 (South Façade)

Period	Calculated Free-field Noise Level, $L_{Aeq,5mins}$ (dB)	Sound Reduction Performance for Open Window (dB)	Calculated Internal Noise Level, LAeq,T (dB)	BS8233 Internal Noise Criteria Limit, LAeq,T (dB)	Difference +/- (dB)
Daytime	60.2	-13	47.2	35	+12.2
Night-time	59.3	-13	46.3	30	+16.3

4.2.7 Table 17 indicates that there will be exceedances of the internal noise criteria levels with an open window and so the following section considers noise mitigation.

4.2.8 It is also necessary to consider maximum noise levels during the night-time period and so this is considered in Table 18.

Table 18. Calculated Internal Maximum Noise Levels

NMP	10th Highest Measured Façade Noise Level, LAmax,fast (dB)	Façade to Freefield Correction (dB)	Calculated Free-field Noise Level, LAmax,fast (dB)	Sound Reduction Performance for Window, Rw (dB)	Calculated Internal Noise Level, LAmax,fast (dB)	Maximum Noise Criteria Limit for Bedrooms, LAmax,fast (dB)	Difference +/- (dB)
1 (East Façade)	83.6	-3	80.6	41	39.6	45	-5.4
2 (South Façade)	86.3	-3	83.3	41	42.3	45	-2.7

4.2.9 Table 18 indicates that the recommended glazing specifications will adequately control maximum internal noise levels during the night-time period.

4.2.10 In addition, it is necessary to calculate internal maximum noise levels with windows open and this is completed in Table 19.

Table 19. Calculated Internal Maximum Noise Levels – Windows Open

NMP	10th Highest Measured Façade Noise Level, LAmax,fast (dB)	Façade to Freefield Correction (dB)	Calculated Free-field Noise Level, LAmax,fast (dB)	Sound Reduction Performance for Open Window, Rw (dB)	Calculated Internal Noise Level, LAmax,fast (dB)	Maximum Noise Criteria Limit for Bedrooms, LAmax,fast (dB)	Difference +/- (dB)
1	83.6	-3	80.6	13	67.6	45	+22.6
2	86.3	-3	83.3	13	70.3	45	+25.3

4.2.11 Table 19 indicates that internal maximum noise levels within bedrooms will exceed the noise criteria level and so the following section considers noise mitigation.

4.3 Church Bells – St Ann's Church

4.3.1 The recommended glazing specifications have been considered in an assessment for noise from the church bells at St Ann's Church for living rooms during the daytime period, as presented in Table 20.

Table 20. Calculated Internal Noise Levels

NMP	Highest Measured Façade Noise Level, LAeq,T (dB)	Façade to Freefield Correction (dB)	Calculated Free-field Noise Level, LAeq,T (dB)	Sound Reduction Performance for Glazing, Rw (dB)	Calculated Internal Noise Level, LAeq,T (dB)	Noise Criteria Limit for Living Rooms, LAeq,T (dB)	Difference +/- (dB)
2	64.9	-3	61.9	40	21.9	35	-13.1

4.3.2 Table 20 indicates that the recommended glazing will adequately attenuate noise from church bells.

4.3.3 In addition, it is necessary to calculate internal noise level with windows open and this is completed in Table 21.

Table 21. Calculated Internal Noise Levels with an Open Window

NMP	Highest Measured Façade Noise Level, LAeq,T (dB)	Façade to Freefield Correction (dB)	Calculated Free-field Noise Level, LAeq,T (dB)	Sound Reduction Performance for Open Window, Rw (dB)	Calculated Internal Noise Level, LAeq,T (dB)	Noise Criteria Limit for Living Rooms, LAeq,T (dB)	Difference +/- (dB)
2	64.9	-3	61.9	13	48.9	35	+13.9

4.3.4 Table 21 indicates that there will be an exceedance of the internal noise criteria level and so the following section considers noise mitigation measures.

4.4 Air Handling Units – Barton Square

4.4.1 The following has been considered in determining if any acoustic features exist in the predicted noise level at the closest residential receptors:

- Tonality - In determining if any tones exist in the measured noise levels, the methodology set out in BS4142:2014 has been followed using the objective method – either a 0dB penalty is allocated where no tones are present or 6dB penalty is allocated where tonality is present;
- Impulsivity – in determining if any impulsiveness is evident in the measured noise levels, the methodology set out in BS4142:2014 has been followed using the objective method which can result in a penalty from 0dB to 9dB being allocated depending upon the extent of impulsiveness;
- Intermittency – whether or not the measured operations turn on or off during the (1hr) assessment period; and
- Other sound characteristics – where no penalties are allocated for the above features, but there will be an audible noise at the closest receptor.

4.4.2 Table 22 applies appropriate character corrections.

Table 22. Applicable Character Corrections

Measured Noise Source	Tonality	Impulsivity	Intermittency	Other Sound Characteristics	Comments
Fixed Plant	2	0	0	0	Predicted internal specific noise level is expected to be low however there may be 'just perceptible' tonality within the apartments facing Barton Square.
Highest Correction for Assessment Period	**+2**	**0**	**0**	**0**	
Overall Correction to be added to Specific Noise	**+2dB**				

4.4.3 The recommended glazing specifications have been considered in an assessment for noise from the AHU's associated with the commercial uses on Barton Square, as presented in Table 23. The internal rated noise level will be assessed using the same recommended glazing specification for the Building façade overlooking St Ann Street (NMP2, southern façade).

Table 23. Calculated Internal Noise Levels

Period	Noise Source	Measured Facade Noise Level (dB)	Façade to Freefield Correction (dB)	Calculated Free-field Noise Level, LAeq,T (dB)	Character Correction for Just Perceptible Tonality	Rated Noise Level LA,r (dB)	Sound Reduction Performance for Glazing, Rw	Calculated Internal Noise Level LA,r (dB)	Noise Criteria Level (dB)	Difference +/- (dB)
Daytime (Living Rooms)	AHU	59.7	-3	56.7	2	58.7	40	18.7	35	-16.3
	AHU	61.4	-3	58.4	2	60.4	40	20.4	35	-14.6
Night-time (Bedrooms)	AHU	59.7	-3	56.7	2	58.7	41	17.7	30	-12.3
	AHU	61.4	-3	58.4	2	60.4	41	19.4	30	-10.6

4.4.4 In addition, it is necessary to calculate internal maximum noise levels with windows open and this is completed in Table 24.

Table 24. Calculated Internal Noise Levels – Windows Open

Period	Noise Source	Measured Facade Noise Level (dB)	Façade to Freefield Correction (dB)	Calculated Free-field Noise Level, LAeq,T (dB)	Character Correction for Just Perceptible Tonality	Rated Noise Level LA,r (dB)	Sound Reduction Performance for Open Window, Rw	Calculated Internal Noise Level LA,r (dB)	Noise Criteria Level (dB)	Difference +/- (dB)
Daytime (Living Rooms)	AHU	59.7	-3	56.7	2	58.7	13	45.7	35	+10.7
	AHU	61.4	-3	58.4	2	60.4	13	47.4	35	+12.4
Night-time (Bedrooms)	AHU	59.7	-3	56.7	2	58.7	13	45.7	30	+15.7
	AHU	61.4	-3	58.4	2	60.4	13	47.4	30	+17.4

4.4.5 Table 24 indicates that there will be an exceedance of the internal noise criteria level and so the following section considers noise mitigation measures.

4.5 Proposed Mechanical & Electrical Plant

4.5.1 The Building will include for a proposed plant area, however at this stage there are no details of proposed mechanical and electrical plant and so it is necessary to set mechanical and electrical plant noise emission limits based on the measured background sound levels which are presented in Table 25.

Table 25. Plant Noise Emission Limits

Period	Measured Typical Background Sound Level, $L_{A90,T}$ (dB)	BS4142 Criteria	Calculated Plant Noise Emission Limit, $L_{A,r}$ (dB)
Daytime	56	$L_{A,r} = L_{A90,T}$	56
Night-time	50		50

4.5.2 Table 25 presents the calculated rated noise levels which any proposed mechanical and electrical plant cannot exceed at the closest proposed or existing residential dwelling. It should be noted that the rated noise level may contain acoustic character corrections for tonality, impulsivity or intermittency and so the actual (specific) noise level may need to be lower than the noise level shown.

5 MITIGATION

5.1.1 The previous section has already defined an appropriate glazing configuration in order to meet the various internal noise criteria levels, however with an open window, exceedances will prevail for all noise sources.

5.1.2 It is recommended that all habitable rooms with windows overlooking St Ann's Square, St Ann Street or Barton Square will require alternative ventilation in the form of a trickle ventilator to permit background ventilation to the room which should have a sound reduction performance which matches the glazing specification. One such ventilator is the Greenwoods EAR42W (provides up to $D_{n,e,w}$ +C_{tr} 42dB(A) sound reduction) trickle ventilator. As an alternative to an acoustic trickle ventilator, a scheme of mechanical ventilation or Mechanical Ventilation Heat Recovery (MVHR) could be implemented.

5.1.3 With regards to the proposed commercial use on the first floor, BS8233:2014 states that internal noise levels within open-plan offices should not exceed 40dB $L_{Aeq,16hr}$ and so Table 26 compares the predicted internal noise level with this noise criteria level.

Table 26. Calculated Internal Noise Levels with Windows Closed

Facade	Period	Calculated Free-field Noise Level, $L_{Aeq,5mins}$ (dB)	Sound Reduction Performance for Standard Thermal Glazing (dB)	Calculated Internal Noise Level, LAeq,T (dB)	BS8233 Internal Noise Criteria Limit, LAeq,T (dB)	Difference +/- (dB)
East	Daytime	60.2	-30	30.2	40	-9.8
South	Daytime	60.2	-30	30.2	40	-9.8

5.1.4 Table 26 indicates that standard thermal double glazing with a sound reduction performance of 30dB Rw +Ctr will adequately attenuate external noise levels to meet the internal target noise criteria level.

6 CONCLUSION

6.1.1 Professional Consult Limited was instructed by PH Property Holdings Limited to prepare a Noise Impact Assessment in support of a proposed residential development at Equitable Building, St Ann's Square, Manchester M2 7JB.

6.1.2 The proposed residential development is noise-sensitive and as such it is expected that Manchester City Council will require a Noise Impact Assessment to be submitted with the scheme planning application which demonstrates that satisfactory internal noise levels can be achieved within the Development.

6.1.3 Accordingly, this Assessment has been completed with due regard to the National Planning Policy Framework and its associated National Planning Policy Guidance in addition to appropriate British Standards and guidance documents relevant to the assessment of noise impacts.

6.1.4 Proposals include for:

- Change of use of second and third floors from Use Class E to form 12 residential apartments with a mix 4no. 1-beds, 6no 2-beds, 2no. 3-beds apartments; and
- Associated entrance foyer, plant, bin store and cycle store.

6.1.5 The Building is currently occupied at ground floor level by David M Robinson watch dealer with permitted expansion of the business to the first floor, with the second and third floors currently being vacant.

6.1.6 The Building encloses the corner of St. Ann's Square, with its main elevation lining St. Ann's Street, which leads into the square from Deansgate and Cross Street.

6.1.7 The soundscape at the Building is typical of a city-centre location with noise from people, vehicles, street entertainment and noise from church bells at the neighbouring St Ann's Church all impacting upon the Building.

6.1.8 It is understood that proposals include for the development of 13 residential dwellings and associated works.

6.1.9 This Assessment has been undertaken to identify the key sources of noise surrounding the Site which may adversely impact upon the proposed residential amenity. Accordingly, this Assessment has been completed with due regard to the National Planning Policy Framework and its associated National Planning Policy Guidance in addition to appropriate British Standards and guidance documents relevant to the assessment of noise impacts.

6.1.10 This Assessment has shown that, with regards to the various external noise sources surrounding the Building, compliance with the adopted internal noise criteria can be achieved with upgraded glazing and alternative ventilation.

6.1.11 The future noise climate at the Development can be controlled through appropriate noise mitigation measures to meet acceptable noise levels in both internal and external amenity areas which will accord with the 'No Observed Adverse Effect Level' as detailed in the PPG and as such noise should not be deemed to be a determining factor in the granting of planning permission for this Site.

APPENDIX 1: LIMITATIONS

This report and its findings should be considered in relation to the terms of reference and objectives agreed between Professional Consult Limited and the Client.

The executive summary, conclusions and recommendations sections of the report provide an overview and guidance only and should not be specifically relied upon without considering the context of the report in full.

Professional Consult cannot be held responsible for any use of the report or its contents for any purpose other than that for which it was prepared. The copyright in this report and other plans and documents prepared by Professional Consult is owned by them and no such plans or documents may be reproduced, published or adapted without written consent. Complete copies of this may, however, be made and distributed by the client as is expected in dealing with matters related to its commission. Should the client pass copies of the report to other parties for information, the whole report should be copied, but no professional liability or warranties shall be extended to other parties by Professional Consult in this connection without their explicit written agreement there to by Professional Consult.

APPENDIX 2: GLOSSARY OF ACOUSTIC TERMINOLOGY

Noise is defined as unwanted sound. Human ears are able to respond to sound in the frequency range 20 Hz (deep bass) to 20,000 Hz (high treble) and over the audible range of 0 dB (the threshold of perception) to 140 dB (the threshold of pain). The ear does not respond equally to different frequencies of the same magnitude, but is more responsive to mid-frequencies than to lower or higher frequencies. To quantify noise in a manner that approximates the response of the human ear, a weighting mechanism is used. This reduces the importance of lower and higher frequencies, in a similar manner to the human ear.

Furthermore, the perception of noise may be determined by a number of other factors, which may not necessarily be acoustic. In general, the impact of noise depends upon its level, the margin by which it exceeds the background level, its character and its variation over a given period of time. In some cases, the time of day and other acoustic features such as tonality or impulsiveness may be important, as may the disposition of the affected individual. Any assessment of noise should give due consideration to all of these factors when assessing the significance of a noise source.

The most widely used weighting mechanism that best corresponds to the response of the human ear is the 'A'-weighting scale. This is widely used for environmental noise measurement, and the levels are denoted as dB(A) or L_{Aeq}, L_{A90} etc., according to the parameter being measured.

The decibel scale is logarithmic rather than linear, and hence a 3 dB increase in sound level represents a doubling of the sound energy present. Judgement of sound is subjective, but as a general guide a 10 dB(A) increase can be taken to represent a doubling of loudness, whilst an increase in the order of 3 dB(A) is generally regarded as the minimum difference needed to perceive a change under normal listening conditions.

An indication of the range of sound levels commonly found in the environment is given in the following table.

Table 1: Typical Sound Pressure Levels

Sound Pressure Level (dB)	Location/Example
0	Threshold of hearing
20 - 30	Quiet bedroom at night
30 - 40	Living room during the day
40 - 50	Typical office
50 - 60	Inside a car
60 - 70	Typical high street
70 - 90	Inside factory
100 - 110	Burglar alarm at 1m away
110 - 130	Jet aircraft on take off
140	Threshold of pain

Table 2: Terminology

Descriptor	Explanation
dB (decibel)	The scale on which sound pressure level is expressed. It is defined as 20 times the logarithm of the ratio between the root-mean-square pressure of the sound field and a reference pressure (2x10-5Pa).
dB(A)	A-weighted decibel. This is a measure of the overall level of sound across the audible spectrum with a frequency weighting (i.e. 'A' weighting) to compensate for the varying sensitivity of the human ear to sound at different frequencies.
$L_{Aeq, T}$	L_{Aeq} is defined as the notional steady sound level which, over a stated period of time (T), would contain the same amount of acoustical energy as the A - weighted fluctuating sound measured over that period.
L_{Amax}	L_{Amax} is the maximum A - weighted sound pressure level recorded over the period stated. L_{Amax} is sometimes used in assessing environmental noise where occasional loud noises occur, which may have little effect on the overall Leq noise level but will still affect the noise environment. Unless described otherwise, it is measured using the 'fast' sound level meter response.
L_{10} & L_{90}	If a non-steady noise is to be described it is necessary to know both its level and the degree of fluctuation. The Ln indices are used for this purpose, and the term refers to the level exceeded for n% of the time. Hence L_{10} is the level exceeded for 10% of the time and as such can be regarded as the 'average maximum level'. Similarly, L_{90} is the 'average minimum level' and is often used to describe the background noise. It is common practice to use the L_{10} index to describe traffic noise.
Free-field Level	2A sound field determined at a point away from reflective surfaces other than the ground with no significant contributions due to sound from other reflective surfaces. Generally as measured outside and away from buildings.
Fast	A time weighting used in the root mean square section of a sound level meter with a 125millisecond time constant.
Slow	A time weighting used in the root mean square section of a sound level meter with a 1000millisecond time constant.

APPENDIX 3: PROPOSED MASTERPLAN – EXAMPLE 2ND FLOOR LAYOUT

Figure 1 **Proposed Masterplan**

APPENDIX 4: MEASURED FAÇADE OCTAVE BAND NOISE LEVELS AT NMP1 (5-MIN AVERAGING)

Period Start	Measured Sound Pressure Level (dB)												
	LAeq	Oct 8Hz	Oct 16Hz	Oct 31.5Hz	Oct 63Hz	Oct 125Hz	Oct 250Hz	Oct 500Hz	Oct 1kHz	Oct 2kHz	Oct 4kHz	Oct 8kHz	Oct 16kHz
26/07/2024 11:00	60.2	53	66.1	64.1	61.2	58.9	57	58.4	56.7	52.3	45.4	37.1	29.4
26/07/2024 11:05	58.3	52.3	58.9	60.5	57.6	56	55.6	56.7	53.8	50.2	44.6	35.3	23.1
26/07/2024 11:10	58.2	52.8	61.2	61.6	59.2	56.5	54.8	56.2	53.5	49.8	42.4	32.5	21
26/07/2024 11:15	58.1	59.3	65.3	62	59.2	58.1	55.6	55.4	53.5	50.1	43.6	33.9	22
26/07/2024 11:20	58.9	53.4	63	63.4	57.9	57.7	56.9	57.2	54.4	50.3	44	35	24
26/07/2024 11:25	58.2	54.4	61.6	63.5	58.9	56	54.8	56.5	53.9	50.5	43.8	34.3	25.7
26/07/2024 11:30	60.3	55	59.1	60.9	57.4	56.9	56.6	57.6	55.9	54	48	36.4	29
26/07/2024 11:35	62	54.1	60	61.5	59.6	57.7	56.8	59.4	57.7	54.3	49.9	38.4	25.6
26/07/2024 11:40	62.5	51.3	61.7	63.6	60.2	57.5	57.4	58.6	57.8	55.4	49	41.9	31.8
26/07/2024 11:45	61.9	54.6	62	63.5	59	57.7	57	58.3	57.4	56	47.7	37.4	25
26/07/2024 11:50	61.3	54	64.4	63.7	61.2	59	58.6	58.2	57.2	54.3	48.7	42.5	31.9
26/07/2024 11:55	60.6	53.2	59	60	58.5	57	56.6	58.2	56.2	52.7	47.3	40.7	29.6
26/07/2024 12:00	60	52.2	63.4	62	59.1	56.7	55.9	57.9	55.9	51.9	45.8	36.3	25.2
26/07/2024 12:05	61	54.3	67.5	65.1	59.9	59.7	58.5	59	56.9	52.7	46.3	35.4	24.4
26/07/2024 12:10	60.2	52.3	59.5	62.5	57.4	57.4	56.6	57.8	56.8	51.8	45.7	35.3	24.8
26/07/2024 12:15	59.6	51.6	58.3	61.2	57.9	57	57	58	55.7	51.4	44.4	34.5	22.7
26/07/2024 12:20	59.6	52.5	62.6	60.8	58.5	55.5	55.6	57.2	55.8	51.4	44.8	34.4	22.2
26/07/2024 12:25	59.6	52.5	60.7	60.5	57.5	55.9	56.3	57.5	56.1	51.3	45.9	34.8	23.2
26/07/2024 12:30	61.6	52.9	63.3	63	60.4	60.7	59.9	59.2	57	53.6	48.6	40.6	30.9
26/07/2024 12:35	60.3	53.7	64.8	63.8	59.1	58.4	58.6	57.6	56	52.9	47.8	38.3	25.2
26/07/2024 12:40	56.9	52.4	62.2	60.6	57.5	55.4	54.3	54.5	52.3	49.6	43.1	33.9	22
26/07/2024 12:45	58	56.2	59	60	57.1	55.3	54.9	56	53.6	50.4	43.5	34.9	24
26/07/2024 12:50	59.7	52.8	59.1	62.1	57.1	56.4	56	57.7	55.4	52	45	34.9	23
26/07/2024 12:55	59.8	53.6	60.1	61.5	57.7	57.2	56.7	57.7	55.7	51.9	44.8	35.4	23.5
26/07/2024 13:00	61.1	54.3	63	62.7	59	58.4	57.9	58.9	58	53.1	45.6	35.6	22.6
26/07/2024 13:05	59.8	54.2	62.9	62.8	59.2	58.3	56.9	57.8	56	51.4	45	36	23.9
26/07/2024 13:10	61.8	52.5	61.1	63.7	61	59.9	57.7	59.2	57.7	54.4	47.7	36.9	32.5
26/07/2024 13:15	58.9	54.5	59.4	62	59.5	57.7	56.4	57.1	54.7	50.8	43.4	34.8	23.8
26/07/2024 13:20	60.1	51.9	60.3	60.3	57.6	57.7	57.2	58.2	56	52.4	46.1	35.7	26.9
26/07/2024 13:25	60.1	51.7	58.5	59	56.9	56.9	56.3	57.2	55.2	53.5	47.9	37.7	25.5
26/07/2024 13:30	59.5	52.8	63.2	64.5	58.6	57	55.9	57.1	55.3	52.1	45.3	36.5	29
26/07/2024 13:35	59.4	51.1	58.9	59.6	56.8	56.2	56	57.7	55.1	50.9	44.3	33.9	22.1
26/07/2024 13:40	61.4	51	60	59.7	57.4	59.9	59.7	60.5	56.8	52.7	45	34.8	24.1
26/07/2024 13:45	64.4	51.8	60.1	61	57.2	61.3	61.6	62.7	59.7	54.9	45.5	35.2	22.8
26/07/2024 13:50	65.5	52	62	62.9	61.9	61.8	64.4	64.9	61.6	56.4	46.7	36.2	23.7
26/07/2024 13:55	65.6	50.7	57.7	59.1	59.3	62.1	63.6	64	62.5	56.7	46.7	36.3	23.5
26/07/2024 14:00	65.2	53.2	63.8	65	61.2	61.4	61.6	61.5	62.8	55.5	45.5	35.5	22.6
26/07/2024 14:05	65.8	51.5	58	58.6	59.8	61.9	63.7	65.5	60.9	55	45.7	35.4	22.1
26/07/2024 14:10	66.7	52.3	58.2	60.4	60.9	65.3	65.9	67.1	61.9	56.1	46.8	35.8	22.6
26/07/2024 14:15	65.8	53.1	62.5	62	59.9	65	63.1	64.7	62	57.3	47.1	36.5	22.8
26/07/2024 14:20	64.5	53.1	60.9	63.7	60.4	65.9	63.8	62.4	59.9	56.3	45.8	35	21.4
26/07/2024 14:25	65.6	51.9	62.5	62	57.6	63.1	63.1	64	62.3	55.4	45.2	35.4	23.4
26/07/2024 14:30	61	52.4	58.4	60.6	58.4	59.9	59.4	59.2	56.6	52.1	44.7	34.9	22.7
26/07/2024 14:35	66.3	51.3	59	60.9	60.1	64.5	64.5	64.8	63	56.6	47.1	36.7	24.4
26/07/2024 14:40	68.9	54	60.9	63.4	61.7	63.8	65	67.1	66.1	59.8	49.5	39.6	29.3
26/07/2024 14:45	67.7	52.5	61.9	62.6	60.8	63.8	64.5	65.4	64.3	59.9	49	37.8	24.7
26/07/2024 14:50	66.4	51.2	60	62	59.7	63.8	64.3	65.4	61.4	58	49.3	40.7	28.1
26/07/2024 14:55	66.3	55	62.2	65.4	60.7	64.4	63.3	64.9	62	57.3	48.2	37.3	23.8

26/07/2024 15:00	66.2	51.4	57.9	60.6	62.9	66.1	62.2	64.5	62.6	57	46.9	35.7	23.4
26/07/2024 15:05	65.6	50.4	58.5	60.8	58.7	59.4	63	63.5	61.8	55.7	46	37.1	24.4
26/07/2024 15:10	66.8	51.8	62.2	63.4	59.4	66.8	64	64.8	63	57.3	47.3	36.2	27.2
26/07/2024 15:15	66.6	53.1	58.2	60.5	60.4	62.6	62.5	63.4	64.3	56.8	50.9	42.4	31.4
26/07/2024 15:20	58.2	50.3	56.2	57.7	55.3	55.5	55.6	56.7	53.9	49.8	43.4	33.4	21.3
26/07/2024 15:25	60.4	50.8	58.3	60	57.4	57.9	58.2	58.9	55.7	52.7	44.2	34.6	24
26/07/2024 15:30	65.8	51	59	61.2	59.7	62.5	63.8	64.6	61.6	56.5	49.4	38.7	26.7
26/07/2024 15:35	66.5	52	62.6	62.8	59.8	63.4	62.1	64.1	63.1	57.2	46.1	35.6	23.3
26/07/2024 15:40	58.1	52.4	60.9	61.1	57.3	55.1	54.1	56.1	54	50.1	43.6	34.2	35.3
26/07/2024 15:45	60.4	51.4	60.1	62.9	58.5	58.8	60.1	58.3	56.1	52.3	45.6	35.6	22.8
26/07/2024 15:50	59.6	52.2	63.3	63.2	59.8	57.2	56.4	57.4	55.9	51.3	44.2	34.1	22.2
26/07/2024 15:55	60	51.5	58.8	60.4	57.5	55.8	55.2	57.1	55.8	53	45.6	35.2	22.1
26/07/2024 16:00	59.8	52.1	59.6	62.6	59.3	58	57.1	58	55.6	52	44.7	34.8	21.7
26/07/2024 16:05	58.9	52	59.6	61.5	58.3	58.6	57.6	57.3	54.4	50.3	44	34.2	22.3
26/07/2024 16:10	58.5	53	65.3	62.9	60.6	59.2	56.8	57	54	49.9	43.1	33.9	22.1
26/07/2024 16:15	59.3	53	62.7	62.4	59.1	59.2	56.9	56.9	54.9	51.2	48.3	36.8	23.2
26/07/2024 16:20	58.5	51.3	60.8	62	57.8	56.9	55.4	55.8	54.7	50.7	43.6	34.1	23.1
26/07/2024 16:25	59.8	51.6	61.4	62.8	60.2	59.2	58.1	57.8	55.4	52	46.1	34.5	21.6
26/07/2024 16:30	60.1	51.5	59.7	61	58.5	57.5	57.6	57.9	56	52.2	45.5	35.8	22.5
26/07/2024 16:35	61.1	51.9	60.6	60.7	59	59.2	58.4	59.5	57.1	52.5	44.9	35.3	23.3
26/07/2024 16:40	59.8	51.9	59.6	61.6	59.5	58.4	57	57.7	56	51.3	43.8	33.8	21.2
26/07/2024 16:45	59.7	51.5	59	61.4	58.1	56.9	56.5	57.7	55.8	51	44.2	34.7	22.2
26/07/2024 16:50	59.7	51	60.4	61.7	58.9	58.5	56.8	58.3	55.8	52.1	46.6	38.1	28.7
26/07/2024 16:55	60.5	52.7	61.2	63.2	60.7	58.4	57.2	58.7	56.7	51.8	45.2	35.6	22.9
26/07/2024 17:00	60.8	52.7	65.2	67.4	60.7	59.2	58	58.9	56.7	52.7	46.5	34.5	22.3
26/07/2024 17:05	61.9	51.4	58.4	60.4	64.3	65.1	60.4	60	57.4	53.6	45.4	34.8	23.7
26/07/2024 17:10	61.6	52.1	62.2	63.2	65.9	65.9	60.1	59.9	57.3	52.3	44.6	34.5	23.6
26/07/2024 17:15	61.3	53.4	63.4	65.7	61.2	58.9	57.6	59.5	57.5	53.1	46.2	36.7	24
26/07/2024 17:20	61.1	59.7	65.8	64	60.2	58.8	57.8	58.9	57.4	52.6	45.3	35.9	23.6
26/07/2024 17:25	60	51	58.9	60.5	60.3	58.6	56.9	58.3	55.9	51.8	44.6	36	23.9
26/07/2024 17:30	58.8	49	58.8	61.4	59.7	58.2	56	57	55	50.9	44.3	33.7	22
26/07/2024 17:35	59.2	50.1	59.2	60	60.2	58.2	57.1	57.3	55.3	50.7	43.1	33.1	21.1
26/07/2024 17:40	61.7	50.8	60.3	62.7	59.4	58.2	57.9	60.7	58.1	51.9	45.1	36.1	21.4
26/07/2024 17:45	62.2	50.4	60.3	60.6	58.6	57.1	56.7	60.9	58.9	53	45.5	34.6	22.1
26/07/2024 17:50	60.7	49.6	59.7	61.2	59.2	58	57.4	58.1	56.4	52.2	44.4	35.1	24.1
26/07/2024 17:55	60.7	50	57.9	59.6	58.6	58.7	57.9	59.2	57.5	51.3	42.6	33.2	21.5
26/07/2024 18:00	61.8	50.1	61.3	63.2	59.2	57.6	57.3	60	58.2	52.7	45	34.7	30.4
26/07/2024 18:05	61.1	50.9	59.6	61.9	60.7	59.1	57.2	59.1	57.3	51	44.3	35.8	22.9
26/07/2024 18:10	61.8	50.4	58	60	60.6	58.6	57.4	58.9	57.3	53.8	49	38.1	26.9
26/07/2024 18:15	61.3	49.7	57.6	60.6	60.4	58.6	57	58.1	57.4	54.1	48.4	36.1	23.8
26/07/2024 18:20	62	49.8	59.2	61.6	60.3	58.7	57.6	60.4	57.8	52.5	44.1	33.7	21.4
26/07/2024 18:25	58.8	48.9	59.4	61	61.2	56.7	54.7	56.5	54.5	51.8	44.1	35	23.9
26/07/2024 18:30	58.8	50.4	59.2	60.7	60.1	59.1	56.7	56.7	54.3	50.2	42.8	32.9	22.1
26/07/2024 18:35	59.1	49.8	60.1	61.1	62	58.6	56.2	56.6	54.8	51.1	43.6	35	25.7
26/07/2024 18:40	60.3	50	60.7	63	60	58	56.4	58.3	56.1	52.7	44.3	34.6	26.7
26/07/2024 18:45	62.4	51	58.9	62.2	60.6	59	58.7	59.7	58.2	55.4	49.3	37.2	25.3

26/07/2024 18:50	61.9	49.9	60.2	62.5	60.4	57.9	57.3	59.5	57.3	54.7	48.6	40.1	30.5
26/07/2024 18:55	61.3	49.3	59.4	61.4	60.4	58.2	57.2	59	57.1	52.8	45.9	36.2	23.8
26/07/2024 19:00	61.3	49.5	58.6	61.8	61.3	59.4	58.5	58.4	56.5	53.8	48.3	40.6	27.9
26/07/2024 19:05	62.4	50.9	60.4	63.8	61.5	59.3	58.1	61.5	58.1	53.5	47.6	39.3	28.9
26/07/2024 19:10	61.6	51.9	63	64	60.4	58.7	57.4	59.5	56.9	53.5	47.7	39.5	28.8
26/07/2024 19:15	60.3	50	58.2	60.2	59.5	57.1	55.4	56.9	54.4	53.9	51.1	40.5	24.8
26/07/2024 19:20	62.5	50.2	60.8	63.2	62.3	60.5	57.6	58	55.1	56.8	55.9	44.5	26.2
26/07/2024 19:25	59.8	50.2	60.3	62.7	60.8	59.3	56.8	58.1	55.7	51	44	33.2	28.6
26/07/2024 19:30	58	49.4	56.5	58.8	60.9	58.7	55.2	55.6	53.8	50.4	43.1	33.7	24.3
26/07/2024 19:35	60.2	49	59	61.4	61.2	59.1	56.3	57.5	56.9	52	42.7	32.4	20.5
26/07/2024 19:40	59.5	48.5	58	62	60.6	58.6	56.1	56.8	54.7	52.2	46.6	36.8	22.1
26/07/2024 19:45	73	52.3	60.7	64.3	74	77.2	72.3	70.6	68	63.2	58.5	53.7	39.4
26/07/2024 19:50	60.4	50.4	59.6	61.3	61.1	61.2	58.5	57.5	56.9	51.4	50.3	38.1	33.7
26/07/2024 19:55	59.4	47.7	58.3	61.1	58.2	57	55.3	56	55.5	52.6	47.4	33.4	20.4
26/07/2024 20:00	58.2	49.2	58.4	59	62.1	62.5	56.5	55.7	53.9	50	43.1	32.9	21
26/07/2024 20:05	59	50	60.8	60.9	58.3	56.8	55.7	57.4	55.2	51	43.4	33.4	21
26/07/2024 20:10	59.3	48.4	59.1	62.6	60.1	56.6	56.7	57.6	55.2	51.1	43.9	36	21.7
26/07/2024 20:15	64.8	49.7	60.6	63.4	61.2	58.3	57	56.9	61.6	59.3	44.3	33.7	21.4
26/07/2024 20:20	59.4	48.3	57	61.8	58.1	55.9	55.7	57.5	55.3	51.9	43.9	33.4	21.5
26/07/2024 20:25	59	47.7	58.3	61.5	57.6	55.8	55.2	56.3	55.2	51.4	43.5	32.9	20.9
26/07/2024 20:30	56.8	47.6	56.2	59.6	56.4	55.3	53.8	53.3	53	49.8	43	31.9	20.6
26/07/2024 20:35	58.6	48.3	59.7	59.8	58.3	57.6	55.5	56.3	54.5	50.8	42.7	32.5	21
26/07/2024 20:40	58.8	50.9	66.4	67.1	61.4	57.8	56.2	55.9	54.7	51.6	44.2	36.2	26.3
26/07/2024 20:45	58.3	48.4	57.9	59.6	57.8	56.1	54.7	55.4	53.6	51.7	47.6	37.7	21.2
26/07/2024 20:50	58.3	48.4	59.7	62.2	58.7	57.2	55.8	56.4	54.1	50.2	42.6	33.2	20.6
26/07/2024 20:55	58.5	48.1	57.9	60.5	58	58.2	56.7	56.5	54.3	50.1	43.2	33.1	20.9
26/07/2024 21:00	57.8	50.4	59.2	61.4	58.2	57	55	54.9	53.9	50.3	43.5	32.2	21.5
26/07/2024 21:05	56.5	48.3	57.3	59.9	56.4	55.6	53.9	54.1	52.1	48.8	42.3	33.2	21
26/07/2024 21:10	56.2	48.3	58.1	59.7	57.2	55.2	53	54.1	52.2	47.9	41.4	32.4	22.5
26/07/2024 21:15	63.7	46.7	56.9	59	56.6	55.2	55	62.6	61.5	53	43.5	32.8	21.1
26/07/2024 21:20	64	46.9	58	60.3	58	57.5	56.3	61.7	60.6	53.6	43.3	33.8	21.3
26/07/2024 21:25	65.3	48.6	58.4	60.4	57.9	57.5	56.8	63.6	61.7	54.5	43.8	36.3	21.2
26/07/2024 21:30	64.2	46.1	57.2	63.6	58.6	56.8	55.9	61.3	61.6	56.5	49.4	35.6	23.1
26/07/2024 21:35	59.1	47.7	55.9	59.3	58.7	56.9	53.8	55.7	55.2	52.1	45.8	34	20.9
26/07/2024 21:40	59.5	47	57.7	59.5	56.5	55.1	54.6	56.3	55.3	51.3	44.7	33.5	24.5
26/07/2024 21:45	62.5	50.1	63.7	64.8	62.5	57.8	57.4	59	57.7	55.3	52.3	41.1	25.2
26/07/2024 21:50	61.2	49.2	59.7	59.7	55.5	54.3	54.2	57	56.7	53	47.7	38.5	25.9
26/07/2024 21:55	55.4	49.4	57.1	58.9	56.3	53.5	53	52.7	51.4	47.1	42.3	31.3	22.2
26/07/2024 22:00	56.6	46.6	59.5	60	57	55.4	54	54.2	52.5	49	40.5	29.3	23.5
26/07/2024 22:05	57.9	47.1	56.7	59.3	56.8	55.2	54.4	54.4	52.6	51.1	45.4	33.5	18.9
26/07/2024 22:10	58.9	47.8	58	60.4	58.3	56.5	56.6	57.2	55	50	43	32.1	19.4
26/07/2024 22:15	58.3	48.4	58.8	60.4	57	55.6	54.5	55.9	54.1	50.9	45.1	33.8	20
26/07/2024 22:20	57.2	46.2	55.6	58.6	57.4	56.9	54.8	55.5	54.5	47.6	40.1	30.3	20.5
26/07/2024 22:25	57.2	47	60.1	63.5	59.2	57.9	56.1	55.3	53.5	47.8	40.3	30.1	19.6
26/07/2024 22:30	57.8	46.4	56.2	60.8	57.6	56.3	55.3	55.8	54.3	48	40.5	33.7	20.8
26/07/2024 22:35	58.6	46	56.9	60.3	57.8	56.9	55.7	56.8	54.6	49.9	41.5	32.5	21.2

26/07/2024 22:40	59	45.9	57.9	61.9	57	56.4	54.5	55.2	56	49.4	41.3	32.3	20.1
26/07/2024 22:45	57.6	46	57.4	59.6	57.2	58.1	56	56	54	48.2	40.1	31.2	24.4
26/07/2024 22:50	58.1	47.7	58.7	60.4	59	56.6	55	56.1	54.5	48.9	39.5	29.1	19.4
26/07/2024 22:55	58.3	47.6	59.3	63	58.6	57	55.9	56.5	54.4	49.3	41.3	35.1	21.5
26/07/2024 23:00	57.9	49.3	60.9	62.9	60.6	57	56.5	55.9	54.9	49.1	40.9	31.1	18.8
26/07/2024 23:05	60.9	46.7	58.6	61.6	60.1	58.3	57.9	59.2	57.2	51.4	42.7	33.4	24.2
26/07/2024 23:10	59.9	47.2	58.1	60.8	57.7	56.6	55.7	57.4	56.2	52.7	44.3	32.3	19.8
26/07/2024 23:15	60.2	48	59.4	61.6	57.3	55.8	55.3	57	58.4	53.3	47.2	35.7	26.9
26/07/2024 23:20	56.8	44.8	54.9	58	56.6	54.8	53.5	54.1	53.6	48.5	40.3	29	19.8
26/07/2024 23:25	58.2	48	58.8	61.7	59.1	57.7	55.8	56.5	54.7	50.2	41.8	32.8	22.1
26/07/2024 23:30	57.1	46.6	59.5	61.5	58.3	57.8	55.7	56.2	53.1	47.6	40.4	32.3	22.3
26/07/2024 23:35	57.7	47.2	59.3	63	59	58.2	56.9	55.3	54	48.9	40.3	30.4	19.4
26/07/2024 23:40	57	47.6	58.2	61	58.6	56.5	55.9	54.8	53.6	46.6	38.3	29.1	24.3
26/07/2024 23:45	58.5	45.6	59.2	62.7	60	56.9	55.4	55	54.4	52.2	39.7	29	19
26/07/2024 23:50	56.4	47.8	58.5	62.4	58	56.4	54.8	54.6	52.3	47.7	39.5	29	17.9
26/07/2024 23:55	58.4	48.5	60	63.1	59.9	58.1	56.8	55.9	54.6	50	44.6	32.1	21.3
27/07/2024 00:00	59.2	45.4	57.9	60.9	57.2	55.7	54.9	57.8	55.4	49.6	40.9	33	27.7
27/07/2024 00:05	58	48	57.9	61	57.7	56.2	54.5	55.7	53.9	50	44.1	36.3	23.1
27/07/2024 00:10	57.3	45.6	58.7	62.5	60.5	56	54.6	54.7	53.1	50.2	41.1	29.7	18
27/07/2024 00:15	58.8	44.3	55.4	58.7	55.8	55	54.5	57.1	55.5	49.5	42.4	31.5	21.8
27/07/2024 00:20	55.2	44.4	57	58.3	56.4	55.4	52.8	53.3	51.1	47.1	37.5	27.1	17.9
27/07/2024 00:25	57	45	59.7	61.9	58.8	57.8	55.7	54.6	53.2	48.6	40.2	30.2	20.4
27/07/2024 00:30	56.1	44.2	56.1	60.1	56.2	55.5	54.1	54.2	52.5	47.1	39.2	29.2	20.6
27/07/2024 00:35	55.3	45.2	56.8	58.7	56.1	53.4	52.5	53	51.6	47.9	40.9	31.5	20
27/07/2024 00:40	58.2	46.5	60.2	63.9	59.5	57.6	56.1	55.6	54.5	49.9	43.1	33.9	20.2
27/07/2024 00:45	57.9	45.2	57.9	60.9	58.6	56.4	54.3	55.3	54	48.8	41.9	31	21.3
27/07/2024 00:50	55.7	44.7	57.3	60.9	56.7	55.6	54.2	53.5	52	46.5	38.9	29.3	18.9
27/07/2024 00:55	66	45.5	57.8	61.7	63.6	61.3	65.5	65.8	59.9	56.1	53.9	50.4	41.6
27/07/2024 01:00	56.9	45.8	58.8	61.5	59.1	56.3	55.7	55	52.7	48.2	41.5	31.3	19.5
27/07/2024 01:05	57.5	48.1	57.2	60.3	55.3	54.4	52.9	54.5	54.5	50.1	41.5	31.4	20.7
27/07/2024 01:10	55.2	44.2	55.9	57.5	56	54.1	52.6	53.1	51.5	46.5	38.2	28.8	18.5
27/07/2024 01:15	55.4	43.2	53.4	56.9	53.6	52.2	51.3	51.7	51.1	49.5	36.2	27.3	18.1
27/07/2024 01:20	56.2	44.6	56.2	60.5	55.5	54.2	52.8	54.3	51.2	46.7	47.8	30.1	22.5
27/07/2024 01:25	56.8	42.5	53.5	57.3	54.4	54	53.4	55.6	52.9	47.4	40.1	29.6	20.3
27/07/2024 01:30	61.3	44.7	56.2	58.7	55.4	55.1	55.6	59.2	57.3	53.2	46.3	33	20.7
27/07/2024 01:35	61.5	43.9	55.9	59.7	56.9	55.9	56.6	59.1	57.9	53.7	45.6	33.9	22.3
27/07/2024 01:40	58	43.7	56.4	60.7	56.6	55	54.6	55	54.2	49.5	42.3	30.2	19.3
27/07/2024 01:45	56.3	43.6	54.6	57.9	56.8	55.6	54	53.9	52.6	47.8	44.6	31.8	21.3
27/07/2024 01:50	56.9	44.3	56.3	60.4	57.3	56.2	54.7	54.9	53.3	47.5	39.7	31.1	19.4
27/07/2024 01:55	57	44.3	56.6	59.1	57.9	56.3	54.8	55	53.4	47.6	40.2	32.5	30.4
27/07/2024 02:00	57.5	45.8	57.5	60.3	58.7	55.3	55.2	55.6	53.9	48.2	40.1	30.5	19.3
27/07/2024 02:05	57.7	45.9	57.5	60	56	55.5	56.1	56.3	54.5	47.4	39	27.7	17.6
27/07/2024 02:10	56.9	44.8	56.9	59.9	56.6	55	55.3	55.1	53.3	46.4	38.2	27.5	18.2
27/07/2024 02:15	56.2	44.4	55.5	58.6	55.5	55.1	54.9	54.8	52.7	46.2	38.8	29.8	20.5
27/07/2024 02:20	56.6	42.9	58	58.5	53	53.2	52.8	53.6	51.9	48.1	41.9	40.2	30.2
27/07/2024 02:25	56.2	45	57.5	60.2	57.1	55.9	56	54.4	52.4	45.6	37.9	27.7	17.7

27/07/2024 02:30	56.7	43	53.8	59	56	56.8	55.3	54.6	52.5	46	39.1	27.3	18.3
27/07/2024 02:35	56.8	46.2	59	60.6	56.6	54.4	54.5	55.3	53.9	47.7	40.4	29.3	18.5
27/07/2024 02:40	56.5	46.2	55.3	60.2	57.1	58	54.6	55.5	52.6	45.8	38.7	28.9	18.2
27/07/2024 02:45	56.8	44.1	53.9	55.8	55.6	55.1	54.4	54.9	53	48	43	35.4	21.3
27/07/2024 02:50	59.7	44	54.8	57.1	54.8	54.3	55.4	58.4	56.1	49.7	41.2	31.5	19.6
27/07/2024 02:55	57.6	43.1	55.5	57.3	54.6	53.7	54.7	56.1	54.7	47.4	38.6	30.6	20.3
27/07/2024 03:00	57.6	45.8	57.1	57.2	54.9	54.1	55	55.9	54.4	48.3	39.8	30.5	18.7
27/07/2024 03:05	55.3	46.4	59.4	61.5	56.5	54.6	53.4	53.8	52.1	46.3	37.8	28.1	18.3
27/07/2024 03:10	55.9	45	53.7	56.1	54	53.7	53.5	54	52.6	45.6	36.5	28.6	17.3
27/07/2024 03:15	61.5	43.7	53.6	56.5	53.5	52.7	54.5	59.5	58.2	52.3	44.3	36.6	22.5
27/07/2024 03:20	61.7	52.1	63	60.6	60.1	57.8	55.9	58.1	58	54.7	48.4	37.5	23.8
27/07/2024 03:25	58.1	43.2	55.2	56.5	52.4	51.8	54.3	56.4	55.2	48.8	39.9	30.3	19
27/07/2024 03:30	53.8	43.2	54.3	57.2	51.5	51.2	51.8	53	50.2	43	35.1	25.1	16.7
27/07/2024 03:35	54.8	43.7	53.7	55.5	52.4	52	52	53.1	51.7	45.9	37	28.2	18.1
27/07/2024 03:40	57	44.4	56.5	59.2	54.8	52.1	52.4	55.4	52.6	47.4	41.2	33.2	20.9
27/07/2024 03:45	59.3	44.7	56.3	60.5	60.3	54.7	56.3	58.7	54.7	50.6	42.6	32.6	19.7
27/07/2024 03:50	55.6	45.1	56.2	54.8	54.4	53.7	53.6	54.4	50.9	45.9	41.9	34.6	20.8
27/07/2024 03:55	56.4	42.2	51.8	53.7	51.3	51.4	52.8	55.6	52.9	47.5	42.1	32.1	20.2
27/07/2024 04:00	55.4	43.2	53.5	55.5	55.2	54.6	54.9	54	51.6	44.8	38	27.4	17.3
27/07/2024 04:05	55.6	43.3	52.8	57.2	53.9	53.1	53.8	54.4	51.5	46.4	39.1	32.1	22
27/07/2024 04:10	55.4	42.3	50.7	51.9	50.8	50.4	51.9	53.2	52.2	45.6	39.7	27.6	17.9
27/07/2024 04:15	53.1	43.9	52.5	55	49.7	50.8	50.3	50.8	49.2	45.2	40	27.6	19.2
27/07/2024 04:20	54.4	42.6	52.8	57.8	50	49.5	50.9	52.8	49.8	45.7	38.5	27.9	17.1
27/07/2024 04:25	53	44.4	51.3	55.9	52.2	50	50	50.2	48.5	45.4	39.7	28.9	17.5
27/07/2024 04:30	52.9	42.7	54.4	55.3	49.8	49.1	48.5	48.4	49.8	45	40.6	28.1	16.8
27/07/2024 04:35	52.5	41.8	47.4	48.1	46.1	47.2	48.2	48.3	48.2	44	39.8	27.2	22.9
27/07/2024 04:40	55.2	44.6	50.4	51.2	48.6	49.3	51.9	52.7	51.3	47.6	41.3	29.8	18.2
27/07/2024 04:45	56.6	42	48.2	50.6	47.3	48.2	51.2	53.3	52.6	46.7	41.8	31.1	19.1
27/07/2024 04:50	55.3	43.2	59	55.8	50.7	50.7	50.9	52.6	52.5	48.4	42.2	32	21.5
27/07/2024 04:55	56	41.9	49.3	53.1	49.1	48.9	49.7	50.1	52.6	49.5	44.5	29	16.4
27/07/2024 05:00	58.9	46.3	58	64.2	59.5	57.1	57.3	54.5	54.1	52.4	47.8	33.9	19.7
27/07/2024 05:05	52.5	41.9	48.3	49.6	47.5	47.9	48.3	48	48.4	46.5	40.5	24.8	16
27/07/2024 05:10	55.7	43.1	51.5	53.9	48	48.4	51.3	54.8	50.7	48	39.1	26.7	16.9
27/07/2024 05:15	56.3	42.7	52	53.8	51.8	51.6	52.2	51.6	51.7	50.5	44.7	26.7	16.4
27/07/2024 05:20	52.9	42.6	48.7	48.7	46.1	47.2	48	46.2	47.9	49.4	42.8	26.4	16.3
27/07/2024 05:25	54.2	47.8	62.5	60.5	55	53	51	48.9	49.1	48.6	43.3	32.6	21
27/07/2024 05:30	48.6	42	49.5	51.9	47.7	47.8	47.8	45.3	45.4	39.1	33.6	20.4	15.5
27/07/2024 05:35	47.9	42.4	48.9	48.3	49.3	48.3	47	45	42.9	39.4	32.4	21.5	15.6
27/07/2024 05:40	50.6	42.7	49.4	49.6	52.1	51.1	47.8	45.8	46.2	44.5	37.1	23.7	16.6
27/07/2024 05:45	59.6	51.6	61.9	58.7	57.1	55.7	55.4	55.5	54.5	52.6	49	34.7	20
27/07/2024 05:50	54	43.7	52.5	55.1	53.6	51.3	48.5	46.8	48.5	49.7	42.6	26.8	22.2
27/07/2024 05:55	56	50.1	66.4	66	59.5	55.6	54.5	53.4	51.4	48.5	41.2	30.9	18
27/07/2024 06:00	54.1	44.3	51.8	50.9	53.9	53.8	49.7	49	49.6	48.3	42.8	26.2	16.1
27/07/2024 06:05	55.8	46.1	56.4	64	61.5	55.9	56.3	53	51.7	47.1	38.7	25.9	16.1
27/07/2024 06:10	51.1	43.8	50.3	53.1	50.7	50	48.1	46	47.5	44.1	37.3	24.9	15.8
27/07/2024 06:15	54.4	45.3	55.6	58.1	56.2	54.8	53	51.2	50.4	47.2	41.7	29.8	18

27/07/2024 06:20	50.9	44.8	51.3	52.3	53.7	54.4	51.1	46.9	44.9	44.6	34.7	22.1	15.7
27/07/2024 06:25	52.1	45.3	51.7	53.9	55.4	56	54.3	49.2	46.2	45	35.3	21.6	15.7
27/07/2024 06:30	50.5	46.5	56.2	58.1	52.1	49.3	49.6	47.2	45.6	43.8	36.4	27	18.6
27/07/2024 06:35	53.3	44.4	51.7	55.1	53.4	52.2	49.6	46.9	49.3	47.7	40.4	28.8	18.7
27/07/2024 06:40	58.4	45.1	51.1	53.8	51.2	53.1	53.4	52.2	55.2	52.6	48.3	32.5	17.1
27/07/2024 06:45	61	45.8	53.5	58.4	56.2	54.8	55.5	56.7	58.1	54.4	49.6	36.5	20.7
27/07/2024 06:50	64.5	55.2	64.1	61.7	61.7	58.2	58	59.5	60	57.7	51.5	41.6	25.8
27/07/2024 06:55	54.1	46.2	52.6	52.3	53.3	51.1	49.6	49.2	49.1	48.6	42.6	31.8	18.9
27/07/2024 07:00	54.6	47.1	52	53	54.3	53.6	51.8	48.4	49.7	49	43.6	31.6	19.2
27/07/2024 07:05	54.3	47.8	55.5	57.3	53.5	54.4	52.9	49.5	49.9	47.8	42.7	32.5	20.3
27/07/2024 07:10	54.8	46.6	52	51.8	55.8	55.2	50.2	47.3	49.8	49.7	43	31.7	18.5
27/07/2024 07:15	51.9	46.8	52.5	53.2	52.6	52.5	50.8	47.9	46.5	45.7	40.5	31.2	19.1
27/07/2024 07:20	54.5	50.1	55.2	56.1	55.3	54	51.4	49.3	49.2	49	42.5	32.8	20.1
27/07/2024 07:25	52.8	48.6	53.3	53.4	53.1	52.3	49.7	48.2	48.1	47.1	41.7	32.7	20
27/07/2024 07:30	68.5	47.1	55.1	56.9	54.3	55.8	62.4	63.7	64.8	61.2	55.5	45.7	28.9
27/07/2024 07:35	54	49.8	55.3	55	56.1	55	52.3	49.3	49	48.2	41.5	31.4	19.6
27/07/2024 07:40	54.6	46.4	52.5	55.5	55.1	55	52.8	50.9	49.8	48.3	41.8	31.5	18.9
27/07/2024 07:45	57.4	48.6	55.7	62.2	56.1	56.4	54.3	51.8	49.7	49.3	45	34.6	20.7
27/07/2024 07:50	56.2	48.1	55.9	62.9	55.3	54.5	53.3	52.7	50.9	49	45.8	36.4	23.1
27/07/2024 07:55	57.9	48	54.2	60.6	54.8	53.3	52.3	53.9	53.6	51.9	46.2	36.6	22.3
27/07/2024 08:00	61	49.8	58.3	64.4	58.3	58.3	57.8	57.9	55.2	54.1	55.1	37.3	24.3
27/07/2024 08:05	60.3	48.8	57.2	58.8	55.3	56.6	55.1	53.8	52.8	53.7	50.8	43.7	31.5
27/07/2024 08:10	58.6	47.2	54.8	58.4	53.4	55.1	54.9	54.1	53.3	51.8	48.6	40.4	29.2
27/07/2024 08:15	58.3	50.4	58.3	59.8	55	54.4	52.9	54.1	53.1	51.9	49	42.3	28.2
27/07/2024 08:20	59.8	48.6	56	58.3	53.8	55.7	57	56.7	55.2	53.3	50	42.6	31.8
27/07/2024 08:25	57.8	54.6	59.4	60.6	56.4	57.4	55.5	55.6	52.8	50.9	46.1	40.1	26.9
27/07/2024 08:30	56.3	50.5	54.4	56.6	53.3	55	53.5	53.7	51.6	48.7	43.9	37.7	27.1
27/07/2024 08:35	59.6	56	61	62.9	56.2	56.9	53.8	53.9	52.9	53	49.9	42	31.7
27/07/2024 08:40	58.4	50.2	56.1	57.2	56	56.3	54.7	54.4	54.2	50.4	45.1	36.1	23.6
27/07/2024 08:45	57.1	50.8	54.8	55.7	57.2	58.5	56.5	54.2	51.1	50.7	43.6	33.8	21.8
27/07/2024 08:50	56.4	51.7	55.8	57.1	56.5	55	52.8	53.5	51.7	49.9	46.2	40	27.7
27/07/2024 08:55	56.8	56.4	68.5	60.7	56.1	56.9	55	53.4	50.8	49	46.5	38.9	28.3
27/07/2024 09:00	56	52.4	58.1	57.6	55.6	54.6	52.8	52.4	50.5	48.6	42.9	34.7	23
27/07/2024 09:05	57.7	50.3	61.2	63.2	65.5	61	55.9	54.1	52.8	50.8	45	35.2	23.6
27/07/2024 09:10	57.5	57.5	61.1	63.3	61.2	58.8	56.1	54.3	52.9	50.4	45	36	24.2
27/07/2024 09:15	57.3	52.1	62.2	66.1	60.6	57.9	54.6	54.1	52.7	50.6	44.1	34.4	23
27/07/2024 09:20	57.2	50.4	57.3	62.1	55.1	54.2	54.7	53.8	51.9	50.4	44.4	38.2	26.8
27/07/2024 09:25	61.4	50.9	68.5	65.7	58.3	59.7	58.3	57.6	57	55.5	49.4	40.2	26
27/07/2024 09:30	61.5	50.2	63.1	64.3	58.8	57.7	56.4	57.7	56.9	55.4	49.8	41.6	27.9
27/07/2024 09:35	60.4	53.9	59.9	62.9	62.1	60.7	59.1	58.1	56.1	53	47.6	38.5	25.9
27/07/2024 09:40	60.1	51.4	59.7	60.3	57.1	56.5	55.4	56.7	56.3	53.1	48.3	40.3	28.4
27/07/2024 09:45	58.9	50.5	55.9	58.3	55.5	56.1	55.3	56.4	54.3	50.9	46.4	39.2	27.8
27/07/2024 09:50	60.6	49.9	57	59.9	58.1	58.8	56.5	57.1	55.7	53.3	48.5	41.2	28.5
27/07/2024 09:55	61.9	50.8	58.3	60.3	57.4	57.4	57.9	58.5	58.3	55.1	48.8	40.4	29
27/07/2024 10:00	66.1	52.6	59.9	60.5	58.2	59.7	61.1	60.2	59.9	61.9	58	48.6	30.7
27/07/2024 10:05	60	53.9	58.4	58.8	56.8	56.8	55.2	56.2	55.1	54.3	48.8	39	26.6

27/07/2024 10:10	61.2	50.4	57.9	60.3	58.3	58.1	56.9	58.1	56.2	55.1	48.8	41	26.9
27/07/2024 10:15	72	60.4	63.5	64.2	60.3	60.5	60.5	62.6	66.2	70	66.8	60.5	50.5
27/07/2024 10:20	71.1	54.8	58.3	63.3	60	60.4	59.7	61.7	63.3	68.1	63.7	56.7	47.1
27/07/2024 10:25	66.9	53.3	59.7	60.6	58.3	57.9	57.7	59.6	60.2	61.3	58.5	52	43.2
27/07/2024 10:30	74	50.2	55.4	59.2	75.2	75.7	72	75.4	72.9	67.6	56.1	48.6	36.6
27/07/2024 10:35	66.6	50	56.1	59.6	66	66.4	63.7	63.3	62.5	61	52.1	43.3	29
27/07/2024 10:40	64.7	60.7	64.2	61.5	59.5	62	60.4	62.1	60.9	59.8	50.1	43.2	28
27/07/2024 10:45	60.7	55.5	65.2	66.9	62.4	59.1	58.2	58.5	56.5	53.1	47.3	40.1	28.4
27/07/2024 10:50	62.3	54.1	64.8	63.2	59.8	59.1	59.4	59.6	58.3	54.9	48.6	41.6	28.7
27/07/2024 10:55	62.5	51.4	57.7	59.6	59.4	59.9	58.6	59.8	57.9	57	49.8	41	28.4
27/07/2024 11:00	62.4	51.3	55	58.7	60.3	59.9	58.9	59.5	59.1	55.1	48.2	40.7	28.3
27/07/2024 11:05	61.1	49.5	54.7	58.8	57.8	57.2	56.9	59.5	57.2	52.8	46.6	39.5	27.1
27/07/2024 11:10	61.6	51.7	56.1	59	58	57.8	57.9	59.6	57.3	53.8	48.1	40.5	27.5
27/07/2024 11:15	62.1	50.8	55.8	59.5	58.6	58.3	58.3	60	57.8	53.9	46.5	36.4	24.3
27/07/2024 11:20	61.2	49	55	59.8	59.1	59.8	58	58.9	56.7	54	46.1	36.8	24.8
27/07/2024 11:25	60.5	50.3	56.7	60.6	62.3	61.4	58.3	58.9	55.9	52	45.1	35.7	23.8
27/07/2024 11:30	61.3	50.9	56.5	60	62.2	61.6	58	59.6	57.2	53	46.2	36.3	24
27/07/2024 11:35	62.1	49.3	56	60	59.5	63.6	59.1	60.2	58.1	53.8	46.8	37.6	24.9
27/07/2024 11:40	62.5	50.3	56.8	61	61	62.2	59.6	60.5	58.5	54.4	48.2	41	29.6
27/07/2024 11:45	61.9	49.6	56.5	60.8	61.3	62.4	60.7	60.3	57.4	53	46.3	36.5	24.1
27/07/2024 11:50	63.4	49.7	56.2	60.6	67.4	66.9	61.3	60.7	59.3	55.5	48.4	37.6	28.7
27/07/2024 11:55	67.4	50.9	58.1	62.2	69.4	69.3	65.2	65	63.2	59	52.3	46.3	33.4
27/07/2024 12:00	60	52.2	63.4	62	59.1	56.7	55.9	57.9	55.9	51.9	45.8	36.3	25.2
27/07/2024 12:05	61	54.3	67.5	65.1	59.9	59.7	58.5	59	56.9	52.7	46.3	35.4	24.4
27/07/2024 12:10	60.2	52.3	59.5	62.5	57.4	57.4	56.6	57.8	56.8	51.8	45.7	35.3	24.8
27/07/2024 12:15	59.6	51.6	58.3	61.2	57.9	57	57	58	55.7	51.4	44.4	34.5	22.7
27/07/2024 12:20	59.6	52.5	62.6	60.8	58.5	55.5	55.6	57.2	55.8	51.4	44.8	34.4	22.2
27/07/2024 12:25	59.6	52.5	60.7	60.5	57.5	55.9	56.3	57.5	56.1	51.3	45.9	34.8	23.2
27/07/2024 12:30	61.6	52.9	63.3	63	60.4	60.7	59.9	59.2	57	53.6	48.6	40.6	30.9
27/07/2024 12:35	60.3	53.7	64.8	63.8	59.1	58.4	58.6	57.6	56	52.9	47.8	38.3	25.2
27/07/2024 12:40	56.9	52.4	62.2	60.6	57.5	55.4	54.3	54.5	52.3	49.6	43.1	33.9	22
27/07/2024 12:45	58	56.2	59	60	57.1	55.3	54.9	56	53.6	50.4	43.5	34.9	24
27/07/2024 12:50	59.7	52.8	59.1	62.1	57.1	56.4	56	57.7	55.4	52	45	34.9	23
27/07/2024 12:55	59.8	53.6	60.1	61.5	57.7	57.2	56.7	57.7	55.7	51.9	44.8	35.4	23.5
27/07/2024 13:00	61.1	54.3	63	62.7	59	58.4	57.9	58.9	58	53.1	45.6	35.6	22.6
27/07/2024 13:05	59.8	54.2	62.9	62.8	59.2	58.3	56.9	57.8	56	51.4	45	36	23.9
27/07/2024 13:10	61.8	52.5	61.1	63.7	61	59.9	57.7	59.2	57.7	54.4	47.7	36.9	32.5
27/07/2024 13:15	58.9	54.5	59.4	62	59.5	57.7	56.4	57.1	54.7	50.8	43.4	34.8	23.8
27/07/2024 13:20	60.1	51.9	60.3	60.3	57.6	57.7	57.2	58.2	56	52.4	46.1	35.7	26.9
27/07/2024 13:25	60.1	51.7	58.5	59	56.9	56.9	56.3	57.2	55.2	53.5	47.9	37.7	25.5
27/07/2024 13:30	59.5	52.8	63.2	64.5	58.6	57	55.9	57.1	55.3	52.1	45.3	36.5	29
27/07/2024 13:35	59.4	51.1	58.9	59.6	56.8	56.2	56	57.7	55.1	50.9	44.3	33.9	22.1
27/07/2024 13:40	61.4	51	60	59.7	57.4	59.9	59.7	60.5	56.8	52.7	45	34.8	24.1
27/07/2024 13:45	64.4	51.8	60.1	61	57.2	61.3	61.6	62.7	59.7	54.9	45.5	35.2	22.8
27/07/2024 13:50	65.5	52	62	62.9	61.9	61.8	64.4	64.9	61.6	56.4	46.7	36.2	23.7
27/07/2024 13:55	65.6	50.7	57.7	59.1	59.3	62.1	63.6	64	62.5	56.7	46.7	36.3	23.5

27/07/2024 14:00	65.2	53.2	63.8	65	61.2	61.4	61.6	61.5	62.8	55.5	45.5	35.5	22.6
27/07/2024 14:05	65.8	51.5	58	58.6	59.8	61.9	63.7	65.5	60.9	55	45.7	35.4	22.1
27/07/2024 14:10	66.7	52.3	58.2	60.4	60.9	65.3	65.9	67.1	61.9	56.1	46.8	35.8	22.6
27/07/2024 14:15	65.8	53.1	62.5	62	59.9	65	63.1	64.7	62	57.3	47.1	36.5	22.8
27/07/2024 14:20	64.5	53.1	60.9	63.7	60.4	65.9	63.8	62.4	59.9	56.3	45.8	35	21.4
27/07/2024 14:25	65.6	51.9	62.5	62	57.6	63.1	63.1	64	62.3	55.4	45.2	35.4	23.4
27/07/2024 14:30	61	52.4	58.4	60.6	58.4	59.9	59.4	59.2	56.6	52.1	44.7	34.9	22.7
27/07/2024 14:35	66.3	51.3	59	60.9	60.1	64.5	64.5	64.8	63	56.6	47.1	36.7	24.4
27/07/2024 14:40	68.9	54	60.9	63.4	61.7	63.8	65	67.1	66.1	59.8	49.5	39.6	29.3
27/07/2024 14:45	67.7	52.5	61.9	62.6	60.8	63.8	64.5	65.4	64.3	59.9	49	37.8	24.7
27/07/2024 14:50	66.4	51.2	60	62	59.7	63.8	64.3	65.4	61.4	58	49.3	40.7	28.1
27/07/2024 14:55	66.3	55	62.2	65.4	60.7	64.4	63.3	64.9	62	57.3	48.2	37.3	23.8
27/07/2024 15:00	66.2	51.4	57.9	60.6	62.9	66.1	62.2	64.5	62.6	57	46.9	35.7	23.4
27/07/2024 15:05	65.6	50.4	58.5	60.8	58.7	59.4	63	63.5	61.8	55.7	46	37.1	24.4
27/07/2024 15:10	66.8	51.8	62.2	63.4	59.4	66.8	64	64.8	63	57.3	47.3	36.2	27.2
27/07/2024 15:15	66.6	53.1	58.2	60.5	60.4	62.6	62.5	63.4	64.3	56.8	50.9	42.4	31.4
27/07/2024 15:20	58.2	50.3	56.2	57.7	55.3	55.5	55.6	56.7	53.9	49.8	43.4	33.4	21.3
27/07/2024 15:25	60.4	50.8	58.3	60	57.4	57.9	58.2	58.9	55.7	52.7	44.2	34.6	24
27/07/2024 15:30	65.8	51	59	61.2	59.7	62.5	63.8	64.6	61.6	56.5	49.4	38.7	26.7
27/07/2024 15:35	66.5	52	62.6	62.8	59.8	63.4	62.1	64.1	63.1	57.2	46.1	35.6	23.3
27/07/2024 15:40	58.1	52.4	60.9	61.1	57.3	55.1	54.1	56.1	54	50.1	43.6	34.2	35.3
27/07/2024 15:45	60.4	51.4	60.1	62.9	58.5	58.8	60.1	58.3	56.1	52.3	45.6	35.6	22.8
27/07/2024 15:50	59.6	52.2	63.3	63.2	59.8	57.2	56.4	57.4	55.9	51.3	44.2	34.1	22.2
27/07/2024 15:55	60	51.5	58.8	60.4	57.5	55.8	55.2	57.1	55.8	53	45.6	35.2	22.1
27/07/2024 16:00	59.8	52.1	59.6	62.6	59.3	58	57.1	58	55.6	52	44.7	34.8	21.7
27/07/2024 16:05	58.9	52	59.6	61.5	58.3	58.6	57.6	57.3	54.4	50.3	44	34.2	22.3
27/07/2024 16:10	58.5	53	65.3	62.9	60.6	59.2	56.8	57	54	49.9	43.1	33.9	22.1
27/07/2024 16:15	59.3	53	62.7	62.4	59.1	59.2	56.9	56.9	54.9	51.2	48.3	36.8	23.2
27/07/2024 16:20	58.5	51.3	60.8	62	57.8	56.9	55.4	55.8	54.7	50.7	43.6	34.1	23.1
27/07/2024 16:25	59.8	51.6	61.4	62.8	60.2	59.2	58.1	57.8	55.4	52	46.1	34.5	21.6
27/07/2024 16:30	60.1	51.5	59.7	61	58.5	57.5	57.6	57.9	56	52.2	45.5	35.8	22.5
27/07/2024 16:35	61.1	51.9	60.6	60.7	59	59.2	58.4	59.5	57.1	52.5	44.9	35.3	23.3
27/07/2024 16:40	59.8	51.9	59.6	61.6	59.5	58.4	57	57.7	56	51.3	43.8	33.8	21.2
27/07/2024 16:45	59.7	51.5	59	61.4	58.1	56.9	56.5	57.7	55.8	51	44.2	34.7	22.2
27/07/2024 16:50	59.7	51	60.4	61.7	58.9	58.5	56.8	58.3	55.8	52.1	46.6	38.1	28.7
27/07/2024 16:55	60.5	52.7	61.2	63.2	60.7	58.4	57.2	58.7	56.7	51.8	45.2	35.6	22.9
27/07/2024 17:00	60.8	52.7	65.2	67.4	60.7	59.2	58	58.9	56.7	52.7	46.5	34.5	22.3
27/07/2024 17:05	61.9	51.4	58.4	60.4	64.3	65.1	60.4	60	57.4	53.6	45.4	34.8	23.7
27/07/2024 17:10	61.6	52.1	62.2	63.2	65.9	65.9	60.1	59.9	57.3	52.3	44.6	34.5	23.6
27/07/2024 17:15	61.3	53.4	63.4	65.7	61.2	58.9	57.6	59.5	57.5	53.1	46.2	36.7	24
27/07/2024 17:20	61.1	59.7	65.8	64	60.2	58.8	57.8	58.9	57.4	52.6	45.3	35.9	23.6
27/07/2024 17:25	60	51	58.9	60.5	60.3	58.6	56.9	58.3	55.9	51.8	44.6	36	23.9
27/07/2024 17:30	58.8	49	58.8	61.4	59.7	58.2	56	57	55	50.9	44.3	33.7	22
27/07/2024 17:35	59.2	50.1	59.2	60	60.2	58.2	57.1	57.3	55.3	50.7	43.1	33.1	21.1
27/07/2024 17:40	61.7	50.8	60.3	62.7	59.4	58.2	57.9	60.7	58.1	51.9	45.1	36.1	21.4
27/07/2024 17:45	62.2	50.4	60.3	60.6	58.6	57.1	56.7	60.9	58.9	53	45.5	34.6	22.1

27/07/2024 17:50	60.7	49.6	59.7	61.2	59.2	58	57.4	58.1	56.4	52.2	44.4	35.1	24.1
27/07/2024 17:55	60.7	50	57.9	59.6	58.6	58.7	57.9	59.2	57.5	51.3	42.6	33.2	21.5
27/07/2024 18:00	68.9	53.5	57.8	61.6	66.9	67.5	63.9	65.6	64.3	60.8	56.6	47.3	31.9
27/07/2024 18:05	70.6	50.8	60.4	61.9	62.6	67.6	63.1	65.8	65.6	65.2	60	51.1	35.1
27/07/2024 18:10	68.2	51.9	56.5	58.3	65.3	68.4	64.9	65.2	64.6	60.3	54.9	45.7	32.6
27/07/2024 18:15	66	51	55.7	57.8	62	65.6	62.5	63.8	62.9	57.9	50.9	41.4	28.1
27/07/2024 18:20	64.2	50.9	55.9	57.9	59.1	62.4	59.2	61.6	61	55.9	48.7	38.5	26.9
27/07/2024 18:25	63.2	50.6	56	57.9	56.5	56.3	57.3	60.8	59.6	56.2	49.3	40.9	26.5
27/07/2024 18:30	63.6	50.9	57.3	59	58.2	58.8	58.7	61.4	60.2	55.3	48.7	39.3	27.5
27/07/2024 18:35	64.3	51.7	56.8	58.8	59.1	60	59.5	62	60.9	56.2	49.9	39.8	27
27/07/2024 18:40	66.9	51.5	71.1	66.3	60.5	61	60.5	63.3	63.2	60.2	54.2	43.5	29.9
27/07/2024 18:45	64.8	57.5	65.8	66.5	60.1	61	59.8	62.4	61.2	57.4	50.5	43.1	32
27/07/2024 18:50	65.3	52.4	62.8	61.8	59.7	60.6	60.5	62.3	61.2	58	51.7	42.1	28.2
27/07/2024 18:55	69.6	52.8	67.3	64.5	62.1	63	64.1	65.9	65.9	63.3	57.3	48.2	33.5
27/07/2024 19:00	63.1	51.3	61.7	61.1	60.5	59.9	59.2	60.4	58.8	55.9	50.2	40.8	27.9
27/07/2024 19:05	63.3	49.4	56.8	61.1	61.3	60.4	59.2	61.3	59.3	55.1	48.5	39.4	27
27/07/2024 19:10	65.1	52	64.9	65.6	60.4	61.2	60.2	62.1	61.2	58.4	52.8	44.2	31.5
27/07/2024 19:15	65.2	52.1	61.3	65.1	60.7	59.5	57.9	61.5	61.7	58.5	53.4	42.7	26.4
27/07/2024 19:20	61.6	54	62.7	61.8	60.6	60.3	59.5	60	57.6	53.2	48.5	39.7	27.8
27/07/2024 19:25	64.5	52	59.9	64.9	61.1	60.5	59.5	61.3	60	56.5	54.8	37.4	24.8
27/07/2024 19:30	63.1	50.3	55.7	59.6	58.4	60.5	59.5	60.5	59	54.8	50.4	43.7	33.7
27/07/2024 19:35	62.3	51.3	59.8	60.7	60.2	61.8	60.4	60.1	58.3	54.9	48.1	38.8	26.1
27/07/2024 19:40	61.2	49.1	57.4	57.6	59.4	59.4	58.3	59.8	57.1	52.6	47.1	37.4	26
27/07/2024 19:45	60.9	50.2	55.6	56.9	59.9	60	58	59	56.6	52.2	46.1	37	24
27/07/2024 19:50	60.7	51.2	62.1	62.1	63.4	59.9	58.9	58.7	56.5	52.5	45.3	35.3	23.7
27/07/2024 19:55	62.1	59.7	70.6	63.7	60.4	60.4	59.9	59.8	57.6	54.2	49.2	40.4	27.6
27/07/2024 20:00	60.5	51.8	63	62.4	62.6	61.8	57.7	58.1	56.5	52.4	45.6	35.1	22.7
27/07/2024 20:05	60	48.5	53	54.1	59.9	59.5	57.1	58.3	56.2	50.9	43.8	33	20.8
27/07/2024 20:10	62.5	47.6	56.2	62.7	60.2	60.7	58.7	60	58.8	54.4	47.1	36.2	24
27/07/2024 20:15	60.6	47.1	52.6	54.2	58.9	59.7	57.3	58.9	57.2	51.8	44.6	34.5	23.7
27/07/2024 20:20	61.3	47.4	54.3	58.5	61.2	60.3	57.7	59.5	58	51.8	45.8	38.4	24.3
27/07/2024 20:25	60.9	48.2	52.4	53.5	58.9	58.7	57.5	59.2	57.3	52.6	45.7	36.1	23
27/07/2024 20:30	62.3	48.7	53	59.9	59.1	57.2	56.8	59.5	59.4	54.8	47.4	37.9	25.2
27/07/2024 20:35	63.8	48	53.8	61.3	59.2	57.1	57.2	61.2	60.7	56.7	49.4	38.6	24.7
27/07/2024 20:40	59.7	46.9	53.1	55.5	58.3	56.8	56.4	57.8	55.9	50.7	43.7	33.4	20.4
27/07/2024 20:45	60	47.2	52.9	55.5	57.3	57.9	56.2	58.3	56.6	50.9	43.7	33.6	21.7
27/07/2024 20:50	59.9	48.2	52.9	56.1	58.1	56.6	55.5	56.8	56.3	52	45.7	35.4	23.4
27/07/2024 20:55	58.5	47.5	52.4	55	56.9	56.4	54.9	55.6	54.7	50.6	43	32.9	20
27/07/2024 21:00	60.4	48	56.7	55.8	60	58.7	56.3	58.2	56.7	52.2	43.9	32.6	20.4
27/07/2024 21:05	59.2	47.6	52	53.3	57.7	56.3	54.9	57.2	55.6	50.8	43	32	19.6
27/07/2024 21:10	61.4	47.2	53.4	54.1	58	56.2	56.4	59.9	57.6	53.3	45.7	34.6	22.1
27/07/2024 21:15	64.5	49.3	59.3	62.4	61.2	58.8	57.7	59.2	58.4	58.2	55.1	41.7	27.6
27/07/2024 21:20	62.3	48.6	58.7	60.7	59.5	58.6	58.5	59.9	59.2	53.3	46.9	35.8	28
27/07/2024 21:25	59.2	48.6	59.5	62.6	58.6	57.9	56.6	57.2	55.5	50.4	43.2	34.1	22.2
27/07/2024 21:30	59.8	48.2	59.5	61	63.1	64.1	59	57.5	55.8	50.6	43.8	34.7	23.2
27/07/2024 21:35	61.5	46.9	55.1	57.5	59.6	58.6	56.3	58.5	58.5	54	45.5	34.2	21.9

27/07/2024 21:40	58.1	47.7	53.4	56.9	56	55	54.7	55.9	54.8	49.6	42.3	32.2	20
27/07/2024 21:45	59.9	48.2	56.6	58.1	56	55.1	56.1	58.5	56	50.9	43.6	34.3	22.1
27/07/2024 21:50	60	49.3	58.4	60.8	57.9	56.6	56.8	58.1	56.2	52.1	43	32.1	20.2
27/07/2024 21:55	59.9	47.3	54.9	57.4	57.6	57.1	56.2	57.5	56.1	51.5	42	30.3	20.3
27/07/2024 22:00	59.4	47.8	56.9	60.5	57.4	56.2	55.4	57.2	55.8	50.6	42.1	30.1	19.6
27/07/2024 22:05	60.9	47.8	58.6	60.9	59.1	59.1	58	59.1	57	52.5	45	32.7	19.5
27/07/2024 22:10	60.2	46.9	55.5	58	58	57.3	55.9	57.2	56.7	51.7	43.9	33.6	24.9
27/07/2024 22:15	59.7	46.9	56.2	58.5	57.8	57.8	56.6	58.1	56.4	50.3	41.8	31.2	19.5
27/07/2024 22:20	60.6	48.2	58.5	60.8	61.5	60.1	60	58.1	57	52.3	42.7	31.1	20.2
27/07/2024 22:25	59	47.8	56.7	61.1	58.4	57.6	57.4	56.9	55.3	49.2	40.3	29.9	19.6
27/07/2024 22:30	58.3	49.5	61.1	62.6	59.6	58.6	56.4	56.1	54.7	49.7	40.5	30.8	19.8
27/07/2024 22:35	60.1	47.1	57.2	60.1	55.7	55.6	55.2	58.8	56.8	50.8	41.4	29.8	18.7
27/07/2024 22:40	64.9	46.7	57.5	58.5	56.8	57.2	55.3	59.3	63.1	57.4	47.9	34.5	21.2
27/07/2024 22:45	63.6	47.8	57.6	62	58.1	57.5	56.8	59.8	61.9	55	45.8	34.8	21.8
27/07/2024 22:50	65.4	46.8	56.5	61.2	59.3	57.4	57.2	62.2	62.4	58	49	35.8	23.3
27/07/2024 22:55	61.5	48.9	60.9	63.4	60.9	60.4	60.8	60.1	57.2	51.5	47.1	36.2	21.7
27/07/2024 23:00	60	46.7	54.4	58.3	57.6	57.9	55.4	56.7	57.1	50.5	40.2	30.1	18.9
27/07/2024 23:05	58.4	46.3	54.3	57.9	55.6	56.1	54.6	57.6	55.3	48.6	41.4	31.3	20.3
27/07/2024 23:10	57.8	47.5	55.8	58.8	58.1	57.3	56.6	55.5	53.4	50	40.2	29.7	20.7
27/07/2024 23:15	58.4	47.5	57	60.2	58.9	58.2	59	56.6	54.1	49.3	42.1	30.8	19.1
27/07/2024 23:20	59.8	48.2	58	61	59.9	59.1	58	58.1	56.1	50.6	41.8	30.7	19.5
27/07/2024 23:25	61.3	49.3	59.9	60.9	58.5	57.6	56.9	58.6	56.6	54.6	49.8	37.1	30.2
27/07/2024 23:30	58.5	47.1	57.8	61.5	60.7	59.7	59.4	55.8	54.9	49.2	41.2	30.5	20.1
27/07/2024 23:35	58.3	47.2	58.3	62.8	60.6	58.7	57.4	56	54.6	49.1	42.6	30.2	20.2
27/07/2024 23:40	58.7	47.3	60.5	63.9	61.4	58.8	56.3	55.9	55.4	50.3	41.4	32.9	24.3
27/07/2024 23:45	59.1	47.7	59	63.8	60.1	58.1	56.7	57.1	55.7	49.8	41.7	30.9	21.5
27/07/2024 23:50	60.3	47.2	57.6	60.5	58	58.3	57.4	58.7	56.6	50.3	42.9	32.3	23.2
27/07/2024 23:55	60.1	46.9	57	59.7	59	58.4	57.4	58.1	56.9	50.8	41.9	31.8	21.7
28/07/2024 00:00	59.2	47.1	59.6	61	59.6	58	56.3	56.9	55.5	50.5	45.1	32.6	20.8
28/07/2024 00:05	59.5	47.6	59.9	61.6	58.8	57.6	56	58.2	56	50.5	42.8	33.5	29.6
28/07/2024 00:10	56.9	47.3	58.6	60.9	58.2	56.8	54.1	54.5	53.2	48.8	40.6	34	33.1
28/07/2024 00:15	56.8	46.9	55.7	57.6	57.6	56.8	54.6	55.5	53	47.3	39	28.7	18.5
28/07/2024 00:20	59.2	47.1	56.4	59.5	57.8	57.4	56.4	57.1	55.4	50.7	41.6	32.9	25.4
28/07/2024 00:25	59.6	47.3	57.9	62.6	59.3	57.7	57	57.4	56.3	51.4	43	31.3	20.6
28/07/2024 00:30	58.1	46.8	59.3	61.8	58.8	56.7	55.4	56.2	54.1	50.2	43.4	35.8	25.5
28/07/2024 00:35	58.5	47.2	58.6	62	61.6	58.2	56.5	55.8	54.7	50.4	43.7	32	22.5
28/07/2024 00:40	58.3	46.6	58	59.7	58.8	57.2	55.3	55	54.7	49.9	41.2	31.1	21.4
28/07/2024 00:45	58.5	47.9	58.6	61.3	58.5	57.2	55.7	55.2	56.1	51.3	42.9	37.1	23.1
28/07/2024 00:50	58.6	47.1	59.2	62.6	58.5	57	56.2	55.9	54.7	49.5	42.6	36.8	29.3
28/07/2024 00:55	59.3	46.3	58.6	61.8	57.4	56.6	56.2	56.5	55.6	50.7	43.1	30.8	19.1
28/07/2024 01:00	58.7	46.4	57.4	61	58.7	56.9	56.1	56.1	54.8	50	42.2	31.1	19.4
28/07/2024 01:05	59.7	47.4	59.8	63.1	59.4	56.6	55.6	57.2	55.4	49.1	41.2	31.4	19.5
28/07/2024 01:10	57.5	49	62.3	65.2	60.4	57.9	56.2	55.6	53.7	48.7	41.2	31.2	20.1
28/07/2024 01:15	58.4	46.8	60.2	63.7	60.6	58.1	56.2	56	54.2	50.1	45.2	35.5	27.4
28/07/2024 01:20	60.8	48	60	62.9	61.5	59.1	57.4	58.3	56.8	52.9	48.4	41.9	29.2
28/07/2024 01:25	56.6	45.6	56.8	60.5	56.7	56.5	55.1	54.7	53.2	46.5	38.6	35.2	23.2

28/07/2024 01:30	58.5	46.5	58.5	63.7	59.7	57.4	55.8	56.3	54.8	49.2	43.8	35.4	24.8
28/07/2024 01:35	70.9	46.4	57	61.1	65.9	62.6	60.6	62.7	61.3	65	65.6	63.4	57.2
28/07/2024 01:40	70.9	47.3	59.1	62.9	66.9	62.4	61.2	63.1	61.4	64.6	65.5	63.7	58.5
28/07/2024 01:45	66.3	46.6	59.4	63.4	64.3	59.8	58.2	60.9	59.2	59.8	59.8	56.7	51
28/07/2024 01:50	74.1	47.3	58.9	63.6	71.5	69.9	73.3	72.7	72	68.1	67	64.4	58.8
28/07/2024 01:55	73	46.9	59	63.4	70	67.8	71.8	71.2	71	66.8	65.2	62.3	56.5
28/07/2024 02:00	62.3	46.3	57.2	61.5	62.7	59.7	61	60.3	59.1	52.4	45.6	36.9	24.1
28/07/2024 02:05	58	46	58.8	61	58.8	56.2	56.4	55.9	54.2	48.1	40.4	31.1	21.1
28/07/2024 02:10	57.2	46.4	58.2	60.7	57.1	56.9	54.5	54.6	53.6	48.7	45.7	36.8	29.6
28/07/2024 02:15	56.7	45.8	54.5	59.5	56.5	55.8	54.4	54.5	53.3	46.8	39.2	29.7	19.3
28/07/2024 02:20	56.8	46.2	55.8	60.1	57.2	56.2	54.3	56.4	52.8	47	38.2	28.7	18.1
28/07/2024 02:25	61.3	47.7	56.5	60.2	58.5	56.4	55.2	59.5	57.8	50.9	42.6	31.1	20
28/07/2024 02:30	57.8	46.3	58.4	61.2	58	56.9	54.4	55.9	54.7	48.3	40.3	29.8	18.5
28/07/2024 02:35	58.5	46.8	57	60.4	58	57.4	56	56.3	54.9	48.6	40.5	30.5	19.7
28/07/2024 02:40	55.9	46.4	54.1	59.2	55.3	53.9	53.9	54.7	52	46.3	39.2	29.7	19.3
28/07/2024 02:45	54.9	44.9	56.1	59.2	58.5	55.5	54.4	53.2	51	44.6	37.9	31.3	20.8
28/07/2024 02:50	56.4	45.5	56.2	58.9	55.5	56	53.8	54.8	52.8	47	39	30.6	21.9
28/07/2024 02:55	59.6	46.5	57.7	60.1	57.9	56.7	56.6	57.2	55.8	51.2	41.9	32.9	21
28/07/2024 03:00	59.4	45	54	57.1	56.1	56.4	52.8	56.1	57.4	49.4	41	30.4	23.3
28/07/2024 03:05	58.8	45.8	56.6	58.8	55.4	55.5	54.6	56.9	55.4	48.2	39.4	30.6	19.6
28/07/2024 03:10	58.7	45.9	53.7	55.2	55.8	54.6	53.9	57.3	55.3	49.6	40.1	30.9	20.6
28/07/2024 03:15	57.9	47.6	56.7	58.1	57.2	53.6	52.8	53	53.6	52.2	47.9	32.2	18.1
28/07/2024 03:20	56.8	45.2	52.9	55.5	52.8	52.8	52.2	55.5	53.2	48.2	39.4	35.7	27.8
28/07/2024 03:25	56.6	46	55.9	59.5	56.8	56	54.7	54.7	52.8	46.9	40.7	29.8	18.8
28/07/2024 03:30	58.7	44.4	51.9	53.2	52.7	52.8	52	54.1	53.3	47.7	40.6	32.2	25.8
28/07/2024 03:35	54.7	45.7	55	57.1	54.1	53.6	53.3	53.5	50.6	44.7	37.4	27.7	17.7
28/07/2024 03:40	55.9	45.3	52.8	56.1	54.2	53.4	52.9	54.2	52.5	45.7	38.7	29.6	19.6
28/07/2024 03:45	56.4	45.2	52.8	55.4	51.2	50.2	52.2	54.8	52.6	46.8	38.5	29.2	18.4
28/07/2024 03:50	61.7	46.8	49.9	49.6	47.9	49	55.3	60	58.5	51	42.6	37.6	23.5
28/07/2024 03:55	63.4	45.6	56.3	62.5	55.6	53.6	55.8	61.3	60	54.3	46.7	36.5	26.8
28/07/2024 04:00	57.5	44.9	56.4	63.3	53.6	51.6	52.2	54.7	54.6	49.1	42	31.8	19.9
28/07/2024 04:05	55.3	44.5	52.9	55.3	52.3	50.5	51.6	53.4	52.2	46.3	38.9	28.3	17.8
28/07/2024 04:10	57.1	44.2	53.6	54.5	50.9	51	52.1	55.2	54.8	47	39.3	29.2	17.8
28/07/2024 04:15	60.2	44.6	53.6	55.1	52.1	51.4	52.9	58.8	56.9	51.1	42.9	31.6	19.4
28/07/2024 04:20	62.9	44.3	52.3	55.9	52.7	52.5	54.8	60.7	61.1	53.2	44.8	33.8	21
28/07/2024 04:25	61.7	44.6	50.3	56.4	51.1	50.4	53.6	59.8	58.6	53.4	44.5	31.5	19.2
28/07/2024 04:30	65.9	45	52.4	54.6	53.4	52.4	53.5	63.2	62	54.1	46.7	33.1	22.5
28/07/2024 04:35	56.4	49	58.9	56.7	56.4	53	52.9	54.4	53	47	41.9	30.7	19.1
28/07/2024 04:40	57.8	45.6	59.7	59.3	54.7	53.5	53.4	53.9	54.4	50.4	43.1	27.7	18.2
28/07/2024 04:45	54.1	44.5	51.8	54.2	51.9	50.8	50.5	49.9	50.3	47.6	41.3	26.9	18.5
28/07/2024 04:50	51.6	44.7	51.9	54.8	51.2	50.8	50.6	49.1	47.8	42.6	36.4	28.1	20.5
28/07/2024 04:55	55.6	45	48.2	46.6	45.6	46.4	47.7	47.4	50.8	51.3	44.5	28.7	19.7
28/07/2024 05:00	55.5	44.6	51	51.8	49.9	50.8	49.7	49.1	50.9	49.9	44.1	26.7	17.9
28/07/2024 05:05	49.4	44.6	52.2	50.8	49.5	48.8	48.5	46.6	45.1	40.8	32.4	22.1	16.3
28/07/2024 05:10	50.7	44.2	50.1	54.1	46.6	47	48.6	49.8	46.7	41.7	34.9	27.9	17.8
28/07/2024 05:15	52.1	44.3	50.5	49.3	46.9	47.8	48.6	47.3	48.6	45.7	42.4	25.4	16.6

28/07/2024 05:20	57.1	44.2	48.3	46.2	44.2	46.8	50.5	54.8	53.6	48.4	38.6	28.7	19.2
28/07/2024 05:25	53.6	44.9	51.2	51.3	47.1	48.3	49.9	51.5	49.1	43.3	36.2	25.8	18.1
28/07/2024 05:30	54.9	45.3	51.8	57.6	54.7	51.8	49.2	48.5	50.3	49.4	44	27.5	16.3
28/07/2024 05:35	48.4	43.9	47.8	46.9	46	46.7	47.4	46.3	43.4	40.8	35.6	21.6	15.7
28/07/2024 05:40	51.2	44.6	51.3	54.1	50.5	50.8	50.1	49.2	48.1	42	34.5	24	16.1
28/07/2024 05:45	52.5	45.1	50.5	52.5	51.5	51	50.9	51.1	48.2	44.4	36.8	28.8	19.1
28/07/2024 05:50	54.2	44.8	51.9	54.7	50.1	49.8	49.2	47.7	50.2	47.6	42.5	27.3	16.3
28/07/2024 05:55	47.7	44.8	49	47.5	47	46.2	47.6	45.7	43.3	37.1	30.7	19.3	15.4
28/07/2024 06:00	50	45.1	50.4	50.7	48.7	49.3	49.6	47.3	46.6	40.1	32.7	22.1	15.9
28/07/2024 06:05	50.2	46.4	50.5	49	45.5	46.9	47.4	46.3	45.1	43.3	39	22.6	15.7
28/07/2024 06:10	54.4	44.7	49.1	47.3	45.2	47.9	48.4	47.6	50.6	48.8	43.8	26.9	16.1
28/07/2024 06:15	53.8	45.6	52.6	54.2	54.1	55.2	53.6	50.8	49.7	45	39.5	31.8	21.4
28/07/2024 06:20	55.9	44.9	51.7	55.4	50.3	50.2	49.4	48.2	52.3	49.5	44.7	28	16.1
28/07/2024 06:25	54.9	49.2	62.4	66.7	61.7	57	53.3	51.7	49.8	47.6	42.8	33.7	20.3
28/07/2024 06:30	46	45.3	54	54.1	48	48	47.5	44.8	41.3	34.4	26.5	19	15.8
28/07/2024 06:35	47.3	46.3	53	52.3	50.8	51.3	49.3	45.8	42.6	35.3	28	17.5	15.3
28/07/2024 06:40	57.3	47.8	57.4	65	59.9	59	56.9	54.3	53.2	49.3	44	32.5	18.7
28/07/2024 06:45	60.5	46.8	55.7	62.2	62	60.1	58.9	57.6	55.4	53.4	49.1	39.8	26.4
28/07/2024 06:50	64	46.9	54.3	54.7	62.6	60	61.5	61.8	59	56.2	53.2	47.8	38.6
28/07/2024 06:55	54.2	46.2	55	56.6	53.4	51.5	51.6	50.4	49.9	47.3	41.7	32.7	19.8
28/07/2024 07:00	53.4	46.5	56.7	54.5	53.6	53.2	50.1	49	49	47.6	42.3	31.8	19.2
28/07/2024 07:05	54.7	47	54.5	58.6	64.6	61.7	53.5	50.9	49.4	47.6	41.9	34.8	24
28/07/2024 07:10	58	48.1	59.4	64.6	69.9	66	56.9	55.1	52.7	49.6	44	34.2	20.6
28/07/2024 07:15	56.5	46.6	54.4	58.8	64.8	63.7	56.5	53.3	51.1	47.8	43.1	33.4	20.9
28/07/2024 07:20	57.1	46.3	53.9	65.1	69.9	65.9	57.2	54.3	51.7	48.1	42.9	32.4	19.5
28/07/2024 07:25	55.3	45.8	52.8	57.1	63.4	63.8	55.1	52.6	50.4	46.4	41.2	31.9	19.4
28/07/2024 07:30	55.4	49.3	55.5	59.4	65.6	64.4	55.7	52.1	50	46.8	41.6	32	19.3
28/07/2024 07:35	56.8	47.8	55.7	62.1	66.8	65.5	55.6	53.7	51.8	48.3	42.8	32.5	19.4
28/07/2024 07:40	57.9	48.8	60.1	61.6	65.6	61.1	57.2	55	53.4	50.1	43.9	34.7	21.2
28/07/2024 07:45	56.1	48.6	60.5	63.5	59.5	56.4	55.2	52.9	51.2	49.2	42.9	34.1	21
28/07/2024 07:50	53.1	48.8	60.7	58.9	57.1	52.4	51.5	49.9	48.6	45.6	40.2	32.6	26.4
28/07/2024 07:55	51.9	47.9	55.1	53.5	51.8	52.1	50.9	47.2	47.2	45.3	40.9	32.1	19.8
28/07/2024 08:00	52.4	47.6	52.7	53.3	52.4	51.3	49.6	47.1	46.9	46.8	42.1	37.9	27.4
28/07/2024 08:05	53.5	45.7	54	52.4	53.1	52.1	50.1	48.2	48.2	47.5	42.2	33.9	19.9
28/07/2024 08:10	53.5	46.7	52.4	57.1	52.4	50.4	49.5	47.3	48.5	48.3	43	31	18.7
28/07/2024 08:15	54.6	48.1	55.8	58.3	54.5	52.7	51.5	49.3	49.6	49	43.3	37.3	29.6
28/07/2024 08:20	51.8	48.8	54.9	53.8	52.6	51.5	49.4	47.4	46.6	46.2	40.2	30.9	22
28/07/2024 08:25	51.1	47.8	56.2	57.1	51.1	49.8	49.5	47.4	46.2	44.3	39.5	30.3	18.5
28/07/2024 08:30	51.2	45.8	51.4	50.4	50.7	49.1	48.5	46.9	46.1	45.3	40.1	30.7	19
28/07/2024 08:35	53.9	48.3	58	58.8	55.8	55.3	54.1	51.1	49.4	46	40.5	30.4	18.6
28/07/2024 08:40	50.9	46.9	53.8	54.4	55.4	50.9	49.2	46.3	45.6	45.1	39.9	31	21.2
28/07/2024 08:45	53.8	47.6	55.2	56.9	54.4	56.2	54	50.9	48.8	45.8	40.4	30.9	19.6
28/07/2024 08:50	57.9	47.9	54.9	54.8	54.2	55.2	53	52.3	54.5	51.9	43.4	32	19.3
28/07/2024 08:55	61.2	48.1	55.3	57	57.2	55	56.7	59.1	56.1	53.8	50	43.4	35.2
28/07/2024 09:00	56.5	49.6	60.9	62.9	59.1	58.1	56.2	53.5	51.8	48.9	44	33.5	21.2
28/07/2024 09:05	52.1	47.1	53.5	54.3	52.9	53.8	52.6	48.8	47.3	44.4	39.6	30.5	19.2

28/07/2024 09:10	53.9	48.8	53.8	52.8	51.1	52.5	52.3	49.6	49.9	47.1	42.7	31.5	19.9
28/07/2024 09:15	54.1	49.2	56.3	56.1	53.4	51.8	50.2	48.2	50.2	48.6	42.7	31.1	19.3
28/07/2024 09:20	52.9	46.9	53.7	54.9	55	55.9	52.5	49.2	46.9	46.7	41.1	32.3	19.5
28/07/2024 09:25	51.2	47.7	54.4	54.4	50.8	50.2	49.4	46.7	46.1	45.4	40	30.8	19.3
28/07/2024 09:30	53.8	49.5	55.2	54	54.4	52.1	52.3	51.9	49.6	45.5	40.5	31.9	20.1
28/07/2024 09:35	52.4	48.2	53.9	53.3	51.2	50.9	49.8	48.3	47.4	46.2	40.4	31.1	19.7
28/07/2024 09:40	51.9	48.7	55.4	55.8	51.6	51.1	50.8	49.1	47	44.8	39.9	31.1	20
28/07/2024 09:45	52.6	47.7	53.4	54.1	52.8	52.1	50.7	49.3	47.7	46	40.2	31.1	19.4
28/07/2024 09:50	53.8	50.4	56	55.2	54.2	55.2	54	51.3	48.1	46.2	42.3	32.1	21.2
28/07/2024 09:55	52.5	48.6	55.3	55.5	52.5	51.4	50.4	49	48.2	45.5	40	30.9	19.8
28/07/2024 10:00	52.9	48.8	55.2	57.5	52.8	52	51.2	50.1	47.9	46.1	41.3	31.3	20.3
28/07/2024 10:05	55.1	50	58.8	58.1	55.2	54.9	53.1	51.7	50.5	47.6	43.5	32.2	21.7
28/07/2024 10:10	54.4	49.9	56.8	57.3	56	55.9	52.7	52.1	49.5	47.8	41.2	31.7	20
28/07/2024 10:15	54.7	52.5	62.4	62.5	56.1	52.8	52.6	51.9	50.3	47.6	41.1	34	23.4
28/07/2024 10:20	56.3	49.7	55.6	56.8	55.9	55.8	53.9	52.7	51.7	50.7	42.3	32.7	20.5
28/07/2024 10:25	57.1	49.2	56.2	57.5	54.6	52.9	52.5	51.1	50.7	50.8	48.6	32.3	21.2
28/07/2024 10:30	61.5	50.4	56.8	57.3	54.3	53.2	55	56.5	57.8	55.6	49	35.6	20.9
28/07/2024 10:35	59.8	50.5	64.3	61.5	60.2	57.3	57	55.6	56.2	52.8	45	33.7	21.9
28/07/2024 10:40	59.1	48.5	56.8	58.1	55.7	54.3	56	54.6	55.1	52.5	45.8	35.3	23.3
28/07/2024 10:45	56.5	49.8	58.5	59.4	56.4	54.8	54.6	53.5	52.6	48	43.1	36.4	24.6
28/07/2024 10:50	56.1	50.8	57.9	59	54.1	53.5	53.5	52.7	51.5	48.9	45.3	34.6	23.1
28/07/2024 10:55	56.9	49.8	56.3	58.9	57.1	57.3	55.7	53.7	53	49.6	41.8	33.1	22.1
28/07/2024 11:00	57.3	51.5	59.1	65.6	59.3	55.7	55.1	54.8	53.5	48.9	43.4	34.5	22
28/07/2024 11:05	55.9	50.4	57.7	57.8	54.3	54.1	54.2	53.3	51.8	47.6	41.9	32.4	20.9
28/07/2024 11:10	57.4	51.1	57.2	57.8	57	56.1	55.6	55.4	53.5	48.7	42.1	32.9	21.8
28/07/2024 11:15	57.4	51.2	57.9	60.3	58.6	57	56.1	54.8	53.3	49	43.9	34.8	23.3
28/07/2024 11:20	57.5	51.6	56.8	59.5	54.6	54.7	55.6	54.7	54.2	48.9	42.7	32.7	22.7
28/07/2024 11:25	57.5	50	57.6	58.2	55.4	55.1	54.6	54.8	53.9	49.9	42.6	32	20.5
28/07/2024 11:30	57.1	49.9	57.4	58.2	54.3	55.4	55.5	55.2	53.1	48.9	41.9	32.2	20.8
28/07/2024 11:35	59.4	51.6	58	58.1	54.7	55.9	56.2	56.8	55.8	51.2	45.8	33.5	21.8
28/07/2024 11:40	57.9	52.2	56.9	57.5	56.8	57.1	55.3	54.5	53.7	51.2	43.4	33.9	21
28/07/2024 11:45	59.5	49.9	59.1	60.3	57	55.7	55.5	56.3	56	50.8	44.1	34.2	22.6
28/07/2024 11:50	58.3	50.5	57.5	61.1	56.3	55.2	56.4	56.3	54.6	49.5	42.8	32.6	20.7
28/07/2024 11:55	60.4	50.5	57.4	59.8	57.2	57.4	57	57.4	55.4	52.7	47.9	36.5	21.6
28/07/2024 12:00	58.3	49.9	55.5	57.5	55.3	54.7	54.2	56.5	53.9	50.3	43.5	32.8	25.5
28/07/2024 12:05	58	50.7	57.5	55.9	55.2	55.9	54	55.5	53.8	50.6	44.1	34.4	21.3
28/07/2024 12:10	57.9	50.2	57.3	60.7	56.3	56	54.5	56.3	53.7	49.7	42.9	33.5	21.8
28/07/2024 12:15	58.3	49.6	58.4	59.4	57.3	57	56.1	56.8	54.2	49.8	42.8	33.1	21.8
28/07/2024 12:20	58.2	51	59.1	58.2	56.1	57.7	56.5	56.8	53.8	49.3	43.1	34.1	22.1
28/07/2024 12:25	58.6	51.1	56.7	56.9	56.8	57	55.5	56.6	54.6	50.3	43.6	34	23.5
28/07/2024 12:30	57.7	49.2	55.2	59.4	56.8	57.7	55.3	56	53.3	49.3	43.2	34.5	23.1
28/07/2024 12:35	59.3	51.9	57.3	62	58.9	59.7	56.7	56.9	54.3	52.2	47.2	37.7	25.9
28/07/2024 12:40	58.6	49.9	54.5	57.5	56.4	54.7	53.8	56	55.3	52.4	43.5	33.6	21.9
28/07/2024 12:45	59.5	52.3	56.4	58.9	55.5	54.5	55.3	57.1	55.2	51.7	45.2	35.6	27.6
28/07/2024 12:50	58.6	50.1	57.4	59.6	57.1	55	54.3	56.3	53.2	52.6	43.9	34.4	22.7
28/07/2024 12:55	58.8	53	56.3	56.6	55.4	53.5	53.7	56.5	54.4	52.2	44.8	36.7	23.7

28/07/2024 13:00	57.3	49.7	56.3	59.3	53.8	53.8	54.4	56.1	52.8	48.7	44.6	34.7	22.4
28/07/2024 13:05	58	49.1	54.3	56.2	55.3	55.8	54.8	55.8	53.5	49.9	43.3	34.9	27.4
28/07/2024 13:10	57.5	49.6	57.2	58.5	55.9	55	53.9	55.3	53	50.2	43	33.5	21.8
28/07/2024 13:15	57.4	50.1	57.3	58	55.1	54.1	53.9	55.1	53.4	49.4	42.2	33.6	30.5
28/07/2024 13:20	57.5	50.6	57.1	59.1	56.5	56	55	55.7	53.3	49.3	42.4	33	21.3
28/07/2024 13:25	58.3	51	57.6	58.6	57.7	55.8	54.3	56.4	54.8	50.9	43.3	34.3	23.5
28/07/2024 13:30	57.8	50.7	58.4	60.7	56.2	55	54.3	56	53.8	49.7	43	33.9	22.2
28/07/2024 13:35	59.8	51.4	55.2	56.1	54.7	54.2	54.9	57	56.7	51.5	43.7	34.8	23.2
28/07/2024 13:40	58.6	51.1	57.2	57.6	58.5	58.1	56.1	56.4	54.1	50.8	43.4	34	22.1
28/07/2024 13:45	58.3	50.3	56.3	58.5	53.5	53.9	54.2	56.2	54.3	50.3	43.2	33.9	25.6
28/07/2024 13:50	57.3	50.7	56.9	58.7	55.3	54.6	54.5	54.8	53.1	49.9	44	35.4	23.1
28/07/2024 13:55	57.6	51	58	58.8	57.4	56	54.7	55.5	53.3	49.5	42.8	33.7	21.6
28/07/2024 14:00	57.5	49.3	56.1	58.3	57.3	55.7	54.6	55.4	53.5	49.6	43.7	34.8	23.1
28/07/2024 14:05	56.8	52.7	57	58.8	55	53.8	53.8	54.7	52.3	49	42.6	33.4	21.4
28/07/2024 14:10	57.4	50.7	59.1	61.6	57.3	56.4	54.9	55.2	52.7	49.9	42.8	34.1	24.3
28/07/2024 14:15	58.6	55	57.4	58.8	55.4	55.3	55.2	56.2	54.1	51.3	44.6	35.4	28
28/07/2024 14:20	57.5	49.5	56.2	57.4	55.4	55	55.6	56.2	53	49.2	42.3	33.6	41.3
28/07/2024 14:25	58.7	51	57.9	60.3	57.3	56.4	55.6	57.2	54.8	50.4	43	33.5	21.7
28/07/2024 14:30	58	50.7	58.3	60.3	56	55.2	55.5	56.5	54	49.1	42.7	34	30
28/07/2024 14:35	58.5	51	58.9	61	61.8	58.5	55.8	56.6	54.8	49.7	42.7	33.1	24.7
28/07/2024 14:40	58.6	49.7	56.5	58.9	55.5	55	55.5	57.1	54.4	49.5	42.6	33.9	22.3
28/07/2024 14:45	59.1	53.1	57.4	60.5	60.9	59.6	57.3	56.7	55.1	51.4	45.2	35.6	26.4
28/07/2024 14:50	58	51.6	58.6	60.4	57.7	56	55.4	56.6	53.7	49.8	43.3	34.5	22.7
28/07/2024 14:55	58.4	52.9	59.4	62.4	59.2	58.3	56.8	56.5	53.9	50.4	44.7	36.2	23.8
28/07/2024 15:00	58	50.6	59.1	61.1	58.6	56.8	56.7	56.2	53.4	49.8	43.7	35.3	22.8
28/07/2024 15:05	58	50.7	59.3	62.6	57.5	55.4	55.2	55.6	53.8	50.3	43.4	34.1	22.5
28/07/2024 15:10	58	49.6	57.8	60.3	57	55.3	54.7	56	54.3	49.8	43.2	34.8	22.9
28/07/2024 15:15	58.5	50.8	55.8	58.8	57.2	55.9	55.9	57.3	54.1	49.2	43.5	34.9	23.6
28/07/2024 15:20	57.3	54.1	56.2	57.9	55.7	53.9	54	55.5	52.9	48.9	44.2	35.7	22.9
28/07/2024 15:25	59.8	50	57.8	60.4	59.7	59.9	55.9	57.5	55.6	52.5	45	35	22.5
28/07/2024 15:30	59.2	49.6	57.7	60.1	55.3	55.5	54.9	56.1	55.6	52.4	43.8	33.9	21.9
28/07/2024 15:35	57.7	53.1	57.2	58.1	57.3	54.8	55.5	55.7	53.5	49.6	43.2	34.2	21.7
28/07/2024 15:40	57.8	59.7	61.8	61.6	58.5	57.5	54.6	55.7	53.5	49.7	42.6	33.7	22.6
28/07/2024 15:45	56.7	49.9	59.9	60.7	57	54.2	54	54.7	52.4	48.3	42	33	21.9
28/07/2024 15:50	57.3	48.9	60.2	61.1	55.9	58.8	57.1	55.1	52.5	48.7	42	32.9	21.5
28/07/2024 15:55	60	50.6	57.7	60.3	58.4	57.2	56.3	56.7	55.1	54.2	44.5	37.1	26
28/07/2024 16:00	56.7	49.3	56.7	59.9	55.6	55.9	55	54.9	52.4	47.9	42.2	33.6	22
28/07/2024 16:05	57.3	50.4	58.1	60.1	55.1	54.7	54.7	55.3	53.1	49.2	42.5	33.9	22.7
28/07/2024 16:10	59	50.7	58.9	58.7	57.2	56.7	55.7	55.9	54.6	51.9	44.5	34.2	21.6
28/07/2024 16:15	56.8	53.1	55.1	57	54	54.6	53.9	54.9	52.5	49.2	42.6	34	21.5
28/07/2024 16:20	59.9	49.9	58.7	60.3	57.7	55.3	55	57.3	56.3	52.1	44.7	34	21.1
28/07/2024 16:25	59.8	48.8	58.5	61.6	57	56.6	55.9	56.7	56.3	52.4	43.5	33.4	20.7
28/07/2024 16:30	58.4	49.8	57	59	60.2	62.8	58.4	56.5	53.4	49.3	42.7	34.2	25.3
28/07/2024 16:35	57.2	50.2	57.2	58.9	57.5	55.6	55.1	54.8	53.3	48.9	42.4	32.9	22.3
28/07/2024 16:40	58.3	49.9	59.4	59.7	58.4	57.1	55.3	55.2	54.4	51.3	44	34.9	22.4
28/07/2024 16:45	61.1	49.1	57.7	59.7	57.3	58.1	56.9	57.6	57.8	54.1	45.4	34.8	24

28/07/2024 16:50	60.5	48.7	56.5	62.3	60.3	62.2	56.8	56.9	56.7	53.4	45.2	34	21.1
28/07/2024 16:55	63.5	51	57.5	61.1	63.9	58.9	56.2	57	59.4	58.4	46.1	36.7	25.8
28/07/2024 17:00	58.6	52	58.8	61.4	60.3	56.2	56.3	57	54.4	50.5	44	34.6	23.6
28/07/2024 17:05	59	48.6	56.4	59.5	56.4	56.2	55.8	55.7	54.5	51.8	46.1	35.9	28.7
28/07/2024 17:10	61.3	50.8	59.3	63.3	62.5	58.6	58.5	59.2	57.2	53.6	47.7	36.3	23.1
28/07/2024 17:15	59.8	49.8	57.6	60.7	58.9	56.7	56.7	57.1	56	51.5	45.5	35.4	23
28/07/2024 17:20	60.2	49.2	55.4	58.6	57.8	55.8	55.3	57.5	57	51.9	46	34.9	21.9
28/07/2024 17:25	60.5	51.9	57.6	60.3	57.5	54.8	54.4	55	57.1	54.5	44.3	34.3	22.4
28/07/2024 17:30	58.2	50.7	57.2	61.4	58.1	56.5	56.6	56.3	54.1	49.7	43.9	35.6	20.8
28/07/2024 17:35	56.8	48	54.3	57	58.5	54.8	54.2	54.8	52.5	48.9	43.2	34.1	21.1
28/07/2024 17:40	58.3	51.4	58.4	60.3	59.1	60.1	56.5	55.1	53.7	51.5	43.8	33.2	20.2
28/07/2024 17:45	59.8	48.4	57.9	60.6	59.9	58.3	57.1	57.5	55.9	52.2	46	34.5	21.8
28/07/2024 17:50	59	48.5	55.8	59.2	56.5	55.4	54.7	57.1	55.2	51.6	44	33.2	21
28/07/2024 17:55	58.5	48.3	55.8	57	55.8	55.3	54.6	56.7	54.8	50.6	43.4	33.3	21.7
28/07/2024 18:00	60.2	48.8	55.6	57.1	56	55.4	56.1	57.7	56.5	53.1	44.4	34.2	22.8
28/07/2024 18:05	57.8	49.5	56.6	60.7	57.7	58.9	56.2	55.4	53.3	50.1	42.4	32.6	20.6
28/07/2024 18:10	57.2	48.6	58.1	61.2	59	56.9	54.5	54.5	52.7	50.4	42.1	37	22.8
28/07/2024 18:15	56.8	48.2	54.5	57.7	55.8	56.5	54.1	54.7	52.5	48.8	42.9	36.8	27.8
28/07/2024 18:20	56.5	49.1	54.7	54.9	52.8	53.2	52.5	53.7	52.2	49.2	44.2	32.5	20.7
28/07/2024 18:25	58.2	47.8	59.2	60.5	57.7	56.1	54.3	55.5	53.9	50.4	44	40.9	30.7
28/07/2024 18:30	59.1	47	53.6	56.8	55.2	54	53.7	55.8	55.6	51.9	45.5	33.4	20.3
28/07/2024 18:35	58.4	46.7	53.9	55.1	56.9	55.2	53.6	56.1	54.5	50.2	43.7	33.3	21.2
28/07/2024 18:40	58.2	48.2	56.4	58.1	56.4	56.1	54.7	56.1	54.1	49.9	44.2	32.5	22.2
28/07/2024 18:45	58.6	47.8	55.2	58.4	54.7	55.1	54.4	56.8	54.1	49.8	42.5	34.2	22.1
28/07/2024 18:50	58.3	47.7	55.5	60	57.9	56.6	54.9	55.9	54.3	50.9	43.1	32.5	20
28/07/2024 18:55	56.3	48.4	56.1	60.3	57.1	57.7	54.7	53.2	52.1	48.7	42.1	31.8	19.8
28/07/2024 19:00	55.9	47.6	55.8	59.3	55.9	57	54.9	54	51.7	46.6	40.9	32	20.4
28/07/2024 19:05	56.6	46.4	53.5	56	55.2	54.2	53.6	54.9	52.6	49	41.6	31.9	20.4
28/07/2024 19:10	59.3	48.6	55.9	60.4	60.5	56.7	55.1	56.4	53.6	52	48.4	34.2	21.4
28/07/2024 19:15	55.6	48.8	55.3	57.4	56.8	57.3	54.8	53	51	47.5	41.4	31.2	19.2
28/07/2024 19:20	55	48.1	57	58.8	57	55.5	52	52.2	50.6	47.8	40.8	30.8	24.4
28/07/2024 19:25	55.4	46.2	54.3	57	55.7	54	51.9	52.1	50.5	49.3	44.9	35	26.7
28/07/2024 19:30	55.5	46	56	58.4	53.6	52.7	52.3	52.5	51.8	47.8	41.8	32.3	20.7
28/07/2024 19:35	57.6	45.2	56.5	58.2	57.3	55.8	55.4	54.6	54.5	49.2	42.3	32.6	19.8
28/07/2024 19:40	56.6	46.7	53.1	53.3	56.3	56.7	52.6	53.9	52.4	49	42.9	33.8	25.6
28/07/2024 19:45	55.7	47.4	57.6	58.9	52.1	51.8	52	52.1	51	47.3	45.7	37.2	27.1
28/07/2024 19:50	57	46.5	54.9	55.6	50.8	51.3	52.7	54.3	52.9	49.7	44.4	32.7	20.2
28/07/2024 19:55	56.2	46.9	57.3	59.8	57.6	57.5	54.4	53.4	51.9	49	41.5	30.8	19.5
28/07/2024 20:00	55.2	46.9	53.3	57.5	53.1	55.1	53.4	53.3	50.7	47.1	41.4	32	21.2
28/07/2024 20:05	56	46.7	57.3	58.6	53.8	53.2	52.7	54.4	51.7	48	42	32.7	33.5
28/07/2024 20:10	57.4	47.5	55.1	56	55.3	55.5	53.2	54.7	53.7	50	42.2	31.7	19.9
28/07/2024 20:15	58.6	44.4	53	57.5	54.2	53.4	52.8	54.5	53.4	53.7	46.3	34.2	21.8
28/07/2024 20:20	58.1	47.7	57.3	59.3	55.1	54.5	54.4	53.4	54.1	51.5	42.9	32.9	21.3
28/07/2024 20:25	58.2	45.7	53.8	55.6	56.4	56.2	54.5	54.6	53.8	50.8	45.5	32.3	20.4
28/07/2024 20:30	56.8	46.5	57.7	57.5	54.8	54.6	53.6	54.3	52.8	49.8	45.6	34.2	26.7
28/07/2024 20:35	58.2	45.9	53	56.1	55	54.4	53.6	55	54.2	50.1	43.1	33	21.9

28/07/2024 20:40	57.8	47	53.8	55.4	56	55.6	52.6	53.4	54	51.6	44.3	39.4	27.1
28/07/2024 20:45	59.2	45.2	55.3	56.5	52.4	52	51.8	55.4	55.2	51.9	44.9	34.5	24.3
28/07/2024 20:50	58.5	46.8	57.9	62.4	56.7	56.5	53.9	55.4	54.8	51.9	44.1	33.5	22.5
28/07/2024 20:55	57.2	45.9	55.1	58.2	57.4	56.8	53.7	54.5	53.5	49.2	42.7	33	21.5
28/07/2024 21:00	55.9	45.6	54.9	56.7	51.7	52.3	52.8	53.8	51.3	47.9	42	32.4	20.6
28/07/2024 21:05	57.4	45.2	55	58.4	53.8	53.1	53.6	55.5	53.1	50.1	43.3	33.3	20.6
28/07/2024 21:10	56.8	46.4	57.3	59.7	56.5	56.3	53.3	53.5	53	49.5	43.4	32.4	20.2
28/07/2024 21:15	55.3	47.8	55.9	58.4	54.3	53.7	53.1	52.1	51.2	47.9	43	35	21.5
28/07/2024 21:20	57.4	46.5	55.2	57.6	54.9	53.6	52.2	54.8	53.3	50.6	43.5	31.9	22.3
28/07/2024 21:25	58	45.9	56.1	58.4	56.2	54.8	53.1	54.2	52.9	50.9	46.4	34	19.8
28/07/2024 21:30	55.6	45	54.5	58.9	52.6	52.1	52.5	54	51.6	48.4	42.7	32.2	20.1
28/07/2024 21:35	56.6	47.5	57.9	59.8	56.6	55.6	55.2	53.9	52.5	49.1	42	32.8	22.5
28/07/2024 21:40	55	45.9	54.7	54.8	54.8	53.9	52.7	51.3	50.3	48.6	41	31.3	19.6
28/07/2024 21:45	54.2	46.7	56.4	58.1	56	57.9	54.1	51.4	49.2	46	40.3	30.5	22.8
28/07/2024 21:50	53.7	45.9	53.1	57.3	54.8	54.9	54	51.1	48.6	46	38.4	27.9	19.2
28/07/2024 21:55	56.9	46.1	55.6	56.5	58.2	56.1	53.9	53.9	52.7	50	43.1	35.5	34.5
28/07/2024 22:00	57.1	48	55.4	62.1	53.8	52.6	52.5	55.4	53.8	48.9	40.5	33.4	27.8
28/07/2024 22:05	54.8	46.2	54.2	63.5	50.8	50.4	51	53.5	50	46.5	39.6	31.7	19.1
28/07/2024 22:10	54.3	46.4	52.5	53.2	56.3	55.3	51.6	52.4	49.7	47	39.3	28.5	18.9
28/07/2024 22:15	54.8	48.4	56.4	57	52.7	51.7	51.3	52.4	49.7	46.8	44.4	38	27.4
28/07/2024 22:20	54.9	45	53.3	57.1	57.5	53.7	53.3	52.9	51.4	45.5	37.7	28.5	26.5
28/07/2024 22:25	57.2	47.6	58.2	62	57.9	55.9	55.1	55.8	53.7	48.9	41.8	35.6	25.9
28/07/2024 22:30	56.9	47.4	58.5	64.3	59.6	58.2	54.8	55.4	52.4	48.2	41.5	31.7	19.2
28/07/2024 22:35	52.8	45.7	53.8	55.9	55.1	54.3	51.4	50.3	48.9	44.7	35.6	23.6	22.3
28/07/2024 22:40	53.5	45.1	54.1	57	55.1	53.3	52.8	50.4	49.3	45.9	35.1	24.6	16.6
28/07/2024 22:45	55.5	45.7	55.4	55.4	53	52.6	52.4	55.3	51.3	46.1	37.9	27.5	18.1
28/07/2024 22:50	53.4	45	51.9	51.4	52.2	50.7	49.8	50.1	48.5	48	42.2	36.3	29.3
28/07/2024 22:55	54.5	43.7	53.5	53.5	52.6	52.3	51.8	51.5	50.6	47.3	36.9	25.9	18.7
28/07/2024 23:00	54.4	49.9	59	60.8	57.3	56.3	53.8	51.6	50.5	46.2	36.4	26.5	17.7
28/07/2024 23:05	54.4	44.3	54.6	55.1	55.3	54.4	53.7	50.4	50.5	47.5	37.1	26.4	17.8
28/07/2024 23:10	52.1	43.1	51.1	53.4	53.8	51.3	50.7	48.4	47.9	45.9	35.7	24.8	18.2
28/07/2024 23:15	55	47	58.3	59.5	56	55.2	54.4	52.3	51.7	45.2	37.4	30	21.8
28/07/2024 23:20	53.1	47	56.8	56.9	55.8	53.7	52.5	49.8	49.4	44.5	37.2	28	19.3
28/07/2024 23:25	54.1	44.7	55.3	57	55.7	55.3	53.6	50.8	50.5	45.9	36.7	27.3	17.8
28/07/2024 23:30	53.8	46.3	56.6	58.7	55.2	53.9	52.5	52.2	50	45.1	37.5	28.5	25.9
28/07/2024 23:35	52.2	43.7	56.1	56.2	53.8	52.3	51.6	50.7	48	43.1	35.4	24.5	16.3
28/07/2024 23:40	54.4	45.6	55.7	56.6	57.1	56.4	52.4	52.1	50.4	46.1	38.2	27.9	17.7
28/07/2024 23:45	52.2	44.7	53.1	54.1	52.3	51.5	51.8	50.1	48	43.3	33.8	24.5	18.9
28/07/2024 23:50	57.3	45.5	56.9	58.1	61.9	60.2	56.6	55	52.6	48.6	40.1	31.3	18.9
28/07/2024 23:55	54.3	44.4	52.7	55	56.1	56.8	54	50.8	50.2	45.8	38.9	25.8	17
29/07/2024 00:00	50.2	44.5	53.6	56.1	51.3	51.1	49.5	49	45.9	39.8	33.4	34.1	18.4
29/07/2024 00:05	51.8	43.4	49.7	50.9	51.8	51	49.4	49.6	47.3	45.2	34.6	23.9	24.3
29/07/2024 00:10	53.3	44.5	59.4	60.1	56.1	52.4	50.3	50.1	48.6	46.7	36.8	27.6	19.3
29/07/2024 00:15	51.7	42.6	50.7	53.6	50	50.3	49.9	50.5	47.4	41.9	35.4	26.7	18
29/07/2024 00:20	54.6	41.7	49.6	51.6	50.6	50	50.8	53.2	51.7	45.7	39.1	28.7	18.4
29/07/2024 00:25	50.7	42.4	51.1	55	51.8	50.8	49.8	49.3	46.4	41.2	34.7	26.9	19.7

29/07/2024 00:30	51.8	42.7	52.7	56.9	53.9	52.8	50.6	49.6	48.1	43.2	36	27.2	20.4
29/07/2024 00:35	50.3	42.8	49.4	54.2	49.8	50.8	49.6	48.9	45.8	40.8	34.1	29.3	20.1
29/07/2024 00:40	53.6	42.4	52.1	53	52.2	52.1	51.4	51.5	49.8	44	36.2	29.7	21.8
29/07/2024 00:45	54.3	42.4	54.6	54.1	51.6	52.2	52.7	52.6	50.5	45.4	37.2	31.2	18.9
29/07/2024 00:50	51.9	42.2	50.2	54.3	50.8	49.5	50.7	50	47.5	42.7	36.3	26.8	17.7
29/07/2024 00:55	52.9	43.9	53	56.2	51.5	51.7	51.4	50.4	50.1	43.8	35	26	17
29/07/2024 01:00	48.4	41.7	50.3	50.2	48.9	49.3	48	46.9	44.2	38.2	32.1	24.3	16.7
29/07/2024 01:05	49.2	42.8	50.6	50.9	48.4	48.5	48.9	47.2	45.9	39	30.2	24.8	22.4
29/07/2024 01:10	51.6	42.7	50.4	54	49.3	49.7	50.4	49.8	47.6	40.5	34.3	29.1	16.8
29/07/2024 01:15	53.3	41.6	49.7	50.5	50	51.4	50.6	51.5	50.4	42.5	34.2	28.4	18.7
29/07/2024 01:20	51.8	41.8	48.8	52.6	50.5	49.3	49.8	50.8	49.4	39.9	31.7	21.7	16
29/07/2024 01:25	52.2	42.3	52.6	54	49.9	48.6	49.5	50.9	48.3	41.8	34.1	24.4	16.3
29/07/2024 01:30	49.7	42	49.3	53.7	53.6	50.8	49.7	47.4	45.6	38.9	33	25.9	17.6
29/07/2024 01:35	51.3	41.9	54.6	57.3	53.9	52.6	51.6	49.2	47.5	40.6	31.5	38.9	25.2
29/07/2024 01:40	48.6	40.5	46.9	49.7	52	52.1	48.8	47.1	43.5	40.2	29.9	22.4	16.5
29/07/2024 01:45	50.3	41.1	47.3	48.4	48.9	49.5	49.5	49.2	45.6	39.9	32.9	29.4	17.1
29/07/2024 01:50	47.7	41.2	46.9	46.7	46.7	48.2	47.7	46.6	43.1	37.3	29.6	23.2	16.9
29/07/2024 01:55	51.2	42.3	51	55	54.3	56.4	52.5	49.2	46	39.4	31.8	23.8	17.5
29/07/2024 02:00	53.3	41.3	46.3	47.1	46.1	48.1	49.1	52.7	49	43.2	35.4	26.8	17.6
29/07/2024 02:05	52	42.2	52.4	57.1	53.8	52.2	51.5	50.2	48.2	41.4	33	23.8	16.2
29/07/2024 02:10	47.2	41.8	48.5	50.3	49	49.7	48	45.7	43.2	35.9	27.2	21	18.3
29/07/2024 02:15	48.7	41.7	49.2	51.6	49.1	49.3	48.2	47.7	44.6	38.4	29.8	20.9	16
29/07/2024 02:20	52	41.1	47.2	46.5	46.2	48.5	48.5	51	48.8	43.2	34.7	24.3	17.9
29/07/2024 02:25	49.1	41.8	48.8	51.2	48.2	49.1	48.4	47.4	45.1	39.3	35.6	25.5	16.9
29/07/2024 02:30	46.3	41.5	47.8	48	46.5	48.1	47.8	43.9	42.6	34.7	25.6	16.9	15.3
29/07/2024 02:35	46.6	41.3	48	49.7	48.4	49.7	47.5	45.1	42.4	38.5	32.5	21.4	15.7
29/07/2024 02:40	53.7	49.1	61	59.7	55.3	54.1	52.4	50.6	49.9	45.4	38.2	28.7	18.5
29/07/2024 02:45	49.7	42.7	50.5	53.3	50.9	51.6	50.1	47.7	45.7	39.8	32.9	23.2	16.3
29/07/2024 02:50	45.2	41.4	46.7	48.4	45	45.6	46.5	43	40.7	34.4	27.8	17.7	15.4
29/07/2024 02:55	55.4	41.9	49.7	51.3	49.4	49.8	51.1	52	53.3	47.4	39.3	25.7	16.9
29/07/2024 03:00	53.7	48.9	60	60.5	60.7	56.5	54.9	51.4	49.2	44.9	36.9	25.7	16.1
29/07/2024 03:05	50.9	42.3	51.4	58.1	52.3	51.2	50.5	48.3	47.5	41.2	31.9	20.3	17
29/07/2024 03:10	44.7	41.1	46.7	46.6	44.5	46	45.3	43.4	40.4	34	25.9	17.1	15.3
29/07/2024 03:15	44.6	41.8	48	47.4	45.7	46.2	45.6	43.2	40.6	34.3	25.8	17.1	15.5
29/07/2024 03:20	52.4	42.3	52.9	52.5	50	49.3	50.2	50.2	51.3	42.5	33.8	23.2	15.9
29/07/2024 03:25	45	41.2	47.6	47.6	47.6	46.6	45.9	43.7	40.5	33.4	26.1	19.5	15.9
29/07/2024 03:30	44.9	41.7	47.2	46.5	49.1	46.8	46.8	43.3	40.3	32.8	24.5	16.2	15.3
29/07/2024 03:35	46.7	41.9	47.2	46.8	47.2	46.4	45.9	44.4	42.6	36.5	29.5	21.8	15.8
29/07/2024 03:40	45.1	41.3	46.8	46.4	45.3	46	45.8	43.5	40.6	35.1	29.6	21.8	16.2
29/07/2024 03:45	50.1	41.7	47.1	47	46.1	46.3	46.6	47	45.7	43.9	37.1	22.3	15.5
29/07/2024 03:50	49.9	41.8	48.3	51.3	47.7	48.3	47.8	46.2	46.3	42.4	38.1	26.8	17.2
29/07/2024 03:55	46.1	41.3	47.8	47.7	46.3	46.3	45.6	43	41.8	36.8	26.7	17.1	15.4
29/07/2024 04:00	45.9	41.6	47.4	47.5	46.6	46.6	45.9	43.6	41.7	36.9	30.3	20.7	19.6
29/07/2024 04:05	50.4	45.7	57.9	57.5	54.5	51.4	49.3	48	46.7	41.4	34.4	24.8	16.6
29/07/2024 04:10	51.9	46.4	58.7	56.4	55.4	52	50.3	49	47.4	44.9	36.8	26	17.1
29/07/2024 04:15	51.8	42.6	51.1	52.5	51.3	51.4	50.9	48.9	49.1	43	33.9	22.2	15.7

29/07/2024 04:20	44.5	41.5	46.8	46.9	45.4	45.8	45	41.9	40.4	35.5	28.7	18.7	15.6
29/07/2024 04:25	55.6	41.5	50.8	62.2	58.4	59.8	55.1	54.4	51.5	45	33.5	16.6	15.2
29/07/2024 04:30	57.6	41.7	52.1	63.7	59	59.8	56	55.6	53.5	48.8	41.6	25	16.4
29/07/2024 04:35	61.3	51.6	65.4	64	60.4	60.5	58.5	57.8	57.1	53.7	50	35.7	20.8
29/07/2024 04:40	58.9	43.5	55.2	64.1	59.5	60.2	56.3	56.3	54.7	51.4	45.2	28.4	16.5
29/07/2024 04:45	57	43	52.2	61	57.9	57	53.8	53.4	53.4	50.1	42.3	23.9	15.7
29/07/2024 04:50	54.3	44.9	51.2	50.2	46.9	46.8	46.2	43.1	50.6	50	45.7	26	15.5
29/07/2024 04:55	47.4	47.2	53.8	52.2	47.4	46.6	46	43.5	43.6	40.5	31.7	19.4	16
29/07/2024 05:00	52.5	44.1	53.2	57.4	53	50.9	49.2	46.8	49.2	45.2	39.9	25.2	16.1
29/07/2024 05:05	53.1	43.2	48.1	49.1	46	46.2	45.4	42.5	48	49.1	42.2	25.7	15.9
29/07/2024 05:10	52	43.3	51	50.7	47.3	47	45.8	42.8	48.5	44.6	41.5	24.2	15.6
29/07/2024 05:15	52.4	45.7	51.5	52.2	48.7	47.9	46.7	43.7	47.6	48.1	41.2	23.9	15.9
29/07/2024 05:20	53.7	43.6	50.7	52.9	49	49.6	48.5	45.3	47.5	49.6	43.8	26.7	18.4
29/07/2024 05:25	51.7	45.9	54.7	52.9	51.7	51.6	47.7	45.8	47.5	45.5	38.7	27.7	16.1
29/07/2024 05:30	59.3	55.8	63.2	59.7	58.6	57.9	56.2	56.3	54.8	52.7	48.2	35.1	19.4
29/07/2024 05:35	58	51.1	64.8	64	58.3	54.9	53.6	51.5	53.4	52.5	46.5	32.1	18.3
29/07/2024 05:40	50.4	52.8	53.3	53	51.5	49.9	47.4	45.1	46.5	42.8	38.3	24.2	16.6
29/07/2024 05:45	54.8	51.7	65.6	65.4	58.8	56.9	51.8	51	50.4	47.5	42.6	30.5	18.7
29/07/2024 05:50	63.6	51.8	65.4	65.9	63.3	57.4	56.8	56	57.3	59.4	56.5	46.4	28.5
29/07/2024 05:55	52	46.3	53.4	58.1	53.5	51.4	48	46.5	47.5	46.8	38.3	24.7	16.6
29/07/2024 06:00	52.2	46.4	54.1	61	53.9	52.9	48.4	47.9	47.3	46.4	40.2	26.6	17.8
29/07/2024 06:05	52.7	48.9	59.2	61.6	53.9	51.3	50.7	49.6	47.6	46.2	40.1	31.7	19.2
29/07/2024 06:10	54.1	56.5	61.8	64.6	58.4	55	51.7	50.4	50.1	47.8	40.5	31.6	18.1
29/07/2024 06:15	53.8	50.1	56.6	60.8	54.8	52.5	50.1	48.7	48.9	47.8	46.5	36.5	21.5
29/07/2024 06:20	59	55.1	67.1	65.1	62.5	60.2	57.2	55.5	54.5	52.7	45.6	36.1	22.3
29/07/2024 06:25	57.3	50.4	60.5	62.1	58.9	55.7	53.2	52.6	51.6	52.5	44.4	30.6	18.3
29/07/2024 06:30	56.7	47.8	56	61.9	60.2	60.3	58.2	54.3	51.3	49.2	43.5	31	17.9
29/07/2024 06:35	60.1	55.7	71.3	69.8	62.3	60.6	58.3	57.1	55.6	53.2	46.9	38	22.9
29/07/2024 06:40	57.7	51.6	64.5	65	61	56.1	53.6	53.2	53.7	51.3	44.5	31.6	19
29/07/2024 06:45	56.2	50.8	59.3	65.8	60.3	57.1	53.8	52.3	52.3	49.5	41.3	28.2	16.8
29/07/2024 06:50	55.8	48.6	56.4	64.7	61.4	59.1	55.2	52.5	51.6	48.5	41.8	31.9	19.4
29/07/2024 06:55	56.3	50.3	62.7	67.4	60.8	57.8	54.1	52.5	52.4	48.9	42.7	33.1	20.8
29/07/2024 07:00	55.7	50	64.1	64.2	58	55.8	53.2	52.6	51.4	48.6	42.8	34	21.4
29/07/2024 07:05	57.7	51.5	63.9	64.6	58.5	57.8	55.7	53.7	52.6	51.2	45.6	35.9	20.7
29/07/2024 07:10	60.4	51	61.7	63.7	60.1	57.2	55.3	54.1	56.4	54.8	49	35.3	21
29/07/2024 07:15	55.7	49.1	57.2	62	55.8	54.3	52.8	51.7	51.9	48.8	43.9	35	21.8
29/07/2024 07:20	58.2	52.3	59.5	62.1	56.7	55.4	54.9	54	53	52.2	48.1	40.3	28.5
29/07/2024 07:25	59.3	49.8	61.1	68.5	61.2	59.1	56.6	55.1	54.3	52.3	47.6	39	25.6
29/07/2024 07:30	56.9	54.8	60.5	62.7	59.2	57.3	54.4	52	51.4	50.9	46	37.5	24.5
29/07/2024 07:35	55.7	51.1	60.5	63.2	58.1	56.9	54	52.2	50.8	48.8	44.4	39.7	29.1
29/07/2024 07:40	58.6	51.8	62.1	62.6	58.2	57.2	55.2	54.8	53.7	53	46.8	36.8	23.8
29/07/2024 07:45	58.6	55.1	63.4	65.1	60.2	58.8	56.7	54.8	53.8	52.3	47	38.6	24.5
29/07/2024 07:50	57.4	49.6	56.6	61	55.4	53.7	52.2	52	52.4	52.4	48.4	41.5	30
29/07/2024 07:55	59.1	52.4	64.8	63.1	60.9	58.8	58.4	55.5	54.1	52.4	46.7	37.5	24.3
29/07/2024 08:00	56.5	51.6	62.5	64.9	59.2	55.8	53.4	52.9	51.9	50.5	42.8	32.8	20
29/07/2024 08:05	56	51.7	59	61.7	58.8	55.8	53.2	52.3	51.4	49.5	42.3	32.1	19.8

29/07/2024 08:10	56.4	51.2	61.2	67.1	59.3	56.3	53.9	52.9	52.2	49.8	43	33.6	21
29/07/2024 08:15	58.2	51.8	61.4	65	61.2	58.5	56.4	55.2	53.3	51.3	45.6	36.2	21.7
29/07/2024 08:20	58	50.8	58.9	63.8	60.1	59.3	55.5	54.4	53.2	51.2	44.5	34.1	20.9
29/07/2024 08:25	57.3	50.9	58.6	65.3	59.6	61.9	54.6	52.3	51.3	50.3	43.4	33.1	23.4
29/07/2024 08:30	55.5	52.2	60.8	60	58.8	56.8	54	51.7	50.8	48.8	42.2	32.6	21.3
29/07/2024 08:35	56.5	51.5	61.1	60.9	59.2	56.3	53.9	52.8	52.1	50	43.8	35	21.9
29/07/2024 08:40	56.7	50.7	57.1	59.6	58.4	57.3	54.9	51.8	52.2	50.7	44.2	32.2	20.3
29/07/2024 08:45	56.2	51.7	60.5	60.1	57.7	56	54.5	52.7	52.3	49	42.3	33.9	22.8
29/07/2024 08:50	57.3	52.2	59.7	60.9	58.5	56.8	55.7	54.5	53.8	49.2	42.3	32.7	21.8
29/07/2024 08:55	55.7	53.4	62.4	60.6	58.1	55.7	53.1	51.4	51	49.9	42.1	32.3	20.8
29/07/2024 09:00	57.4	53.2	64.1	63.5	61	57.4	55.3	54.1	53	50	46.6	42.1	23.9
29/07/2024 09:05	59.6	55.2	65.3	63.6	60.4	58.7	56.8	55.1	54.9	53.1	46	38	25.5
29/07/2024 09:10	58	52.9	65.1	66.4	61.3	58.7	56.6	54.7	53.3	50.1	46.2	38.2	27.3
29/07/2024 09:15	57	53.7	65.4	64.5	60.5	56.1	54.7	53.5	52.5	50.5	43.5	34.2	22.7
29/07/2024 09:20	59.6	53.2	63.5	63.9	61.4	59.2	56.1	55.2	55.8	52.5	46.1	34.7	21.8
29/07/2024 09:25	59.4	53.4	64.5	64.1	60.8	58.6	56.6	56.1	55	52.2	47.6	36.4	22.4
29/07/2024 09:30	55.4	51.2	58.6	59.9	57.7	54.8	52.9	52.1	51.1	48.4	41.4	31.7	19.8
29/07/2024 09:35	58.4	50.4	60.5	61.9	59.3	57.4	56.3	56	53.7	51.1	44.3	34.9	21.8
29/07/2024 09:40	57.2	54.8	66.4	66.2	61	57.7	55.4	54.1	52.3	50.1	42.8	33.3	20.3
29/07/2024 09:45	57.5	51.1	59.8	60.7	58.8	57.2	54.7	54.4	53.1	50.4	43.8	33	21
29/07/2024 09:50	58.2	52.5	62.1	62.8	59.6	57.3	56.1	54.8	54.2	51.4	43.7	34.6	21
29/07/2024 09:55	55.8	50.9	61.3	60.1	57.9	56.3	54.4	53	51.2	48.5	42.1	32.9	21.3
29/07/2024 10:00	56.4	51.3	59.6	60.5	57.5	55.5	53.3	53.2	51.8	50.8	42.5	33.5	22.8
29/07/2024 10:05	55.5	51.6	60	60.7	57.9	54.7	53.5	53	51.4	47.5	42	33	21.3
29/07/2024 10:10	55.5	50.9	58.4	59.6	57.5	54.8	51.5	52.7	50.4	48.8	41.8	31.9	20.2
29/07/2024 10:15	56.1	51.4	61.6	62.6	58.1	56.2	53.3	52.9	51.7	49.5	41.4	31.5	20.1
29/07/2024 10:20	58.3	52.5	61	64	60.2	57.1	55.8	55.3	54.5	50.8	44.7	35	24.5
29/07/2024 10:25	58.3	53.1	59.4	62.1	59.7	58.1	55.7	54.6	52.8	53	45.5	37.5	22.4
29/07/2024 10:30	58.3	53	59.4	64.1	60.4	58.1	56.4	55.6	53.8	52.1	45.5	37.1	24
29/07/2024 10:35	57.3	51.5	59.3	59.4	57	55.5	54.1	54.4	52.8	50.1	42.7	32.6	20.6
29/07/2024 10:40	58.9	52.4	62.5	65.2	60.6	56.9	56.2	56	54.3	52	45.3	49.4	39.5
29/07/2024 10:45	59.4	52.2	60.8	62.4	59.2	56.9	56	56.5	55.5	51.9	44.8	37.1	24.5
29/07/2024 10:50	56.4	51.6	58.7	60	57.3	55	53.8	53.6	52.2	49.1	42	32.2	20.4
29/07/2024 10:55	57.1	50.9	58.5	60.9	58.3	57.3	55.5	53.9	53.4	49.3	42.1	32.9	21.4
29/07/2024 11:00	56.9	52.4	61	61.2	57.9	55.7	53.6	54.1	52.8	50.4	43.7	35.2	25
29/07/2024 11:05	58.2	54.3	61.9	63.4	59.5	56.4	54.5	55	54	51.9	46.5	35.7	23.4
29/07/2024 11:10	57.9	50.7	59.8	59.9	57	54.9	53.8	55.6	53.7	51	44.5	36.2	25.2
29/07/2024 11:15	57.9	51.6	58.4	60.2	58.8	56.9	55.1	55.3	53.7	50.3	42.8	32	19.8
29/07/2024 11:20	58.1	51.4	57.1	57.9	56.8	55.6	54.4	56.2	55	51.3	44.6	34.3	26.2

APPENDIX 5: MEASURED FAÇADE OCTAVE BAND NOISE LEVELS AT NMP2 (5-MIN AVERAGING)

Period start	Measured Sound Pressure Level (dB)												
	LAeq	Oct 8Hz	Oct 16Hz	Oct 31.5Hz	Oct 63Hz	Oct 125Hz	Oct 250Hz	Oct 500Hz	Oct 1kHz	Oct 2kHz	Oct 4kHz	Oct 8kHz	Oct 16kHz
26/07/2024 10:55	62.5	59.4	68.3	68.1	69	61.7	60	59.3	58.1	55.2	49.6	42.1	28.2
26/07/2024 11:00	60.6	55.4	69.6	69	65.1	60	58.9	58.8	56	52.3	47.2	39.1	26.7
26/07/2024 11:05	59.1	55.3	63	65.8	63.5	58.4	58.6	57.2	54.4	51	45.5	37.4	32.4
26/07/2024 11:10	59.1	53.9	63.6	65.7	65.9	59.2	57.3	56.9	54.6	51.3	44.7	37.2	36
26/07/2024 11:15	59.9	60.1	69	66.8	64.9	60.9	59.2	57.1	55	52.3	47.9	39.8	26.8
26/07/2024 11:20	58.3	54	64.5	70	63.8	59.3	58	56.5	53.5	49.6	43.2	34.3	23.8
26/07/2024 11:25	58.8	56.8	65.1	68.3	64.5	58.5	57.6	57	54.5	50.3	42.5	34.8	37.7
26/07/2024 11:30	58.6	55.1	64.9	65	63.3	59.4	58.1	56.6	54.2	49.7	43.8	35.1	21.4
26/07/2024 11:35	59.1	55.3	63.3	67.3	65.4	60.2	58.7	57.4	54.6	50.1	42.5	34.4	23.7
26/07/2024 11:40	61.5	52.5	63.4	66.1	65	61.2	61	60.3	56.7	52.3	45	36.4	24
26/07/2024 11:45	62.7	55.6	63.9	66.9	64.5	61.6	60.5	59.7	58.6	55.1	50.4	40.9	27.5
26/07/2024 11:50	61.8	56	67.2	68.3	65.5	62.4	61.4	60.1	57.6	52	45.3	36.7	24.4
26/07/2024 11:55	62.1	54.2	62.4	64.2	63.7	61.2	60.7	59.6	58.6	53	47.3	40.5	26.4
26/07/2024 12:00	59.6	52.9	65.7	65.6	64.1	59.8	58.4	57.7	55.5	50.9	43.6	34	24.6
26/07/2024 12:05	61	57.2	70.3	70.7	65	61.8	60	58.6	56.5	53	47.3	38	25.6
26/07/2024 12:10	59.5	55.8	64.7	66.5	62.3	60.3	58.5	57.6	54.8	51.2	45.7	38.6	25.8
26/07/2024 12:15	58.7	50.6	59.2	65.7	64.2	58.7	57.1	57.3	53.9	49.5	45.5	37.8	23.5
26/07/2024 12:20	57.7	51.9	65	63.5	62.5	57.1	55.4	55.6	52.3	50.9	42.5	42.5	29.5
26/07/2024 12:25	59.1	51.9	63.2	64.9	63.1	58.4	56.8	57	54.7	51.2	45.2	36.6	29.2
26/07/2024 12:30	67.2	53.2	64.3	67.4	67.5	69.9	69.8	65	60.7	58.3	55.3	48.1	38.4
26/07/2024 12:35	63.1	56.8	70.4	67.9	64.5	62	61.5	60.6	58.4	55.1	51.3	42.8	29.6
26/07/2024 12:40	57.3	52	63.4	63.2	61.6	57.5	55.9	55.3	52.9	49	43.1	34.6	22.7
26/07/2024 12:45	57.4	56.2	64.4	63.4	61.7	57.4	56.2	55.9	52.9	48.6	41	32.7	20.5
26/07/2024 12:50	58.9	52.4	62.7	65.8	60.7	58.3	57.5	57.4	54.3	50.6	44.4	34.3	21.5
26/07/2024 12:55	60.3	54.1	63.2	66.3	63.4	59.2	58.2	57.4	55.7	52.2	50.4	36.6	26.2
26/07/2024 13:00	60.5	54.8	67	66.9	63.6	60.6	59.7	58.6	56.1	52	45.6	36.7	22.9
26/07/2024 13:05	61.1	53.4	64.9	68.3	63.8	60	59.3	59.1	57.3	52.1	45.3	37.2	24.4
26/07/2024 13:10	66	53.1	65.5	68.8	65.9	63.8	61.6	62.9	61.5	59.2	54.8	43.4	28.8
26/07/2024 13:15	59.6	57	61.7	65.2	63.3	60.3	59.3	57.8	54.9	50.8	43.9	35.7	22.6
26/07/2024 13:20	59.7	52.4	60.2	63.1	62.5	59.3	58	58.1	55.3	51.1	44.2	34.3	30.5
26/07/2024 13:25	60.5	54.7	63.7	63.5	62.4	59.7	57.4	57.8	55.8	53.3	48.1	38.6	25.6
26/07/2024 13:30	59.3	55.1	67.7	67.6	63.4	58.9	57.3	57.1	55.1	51.1	45.5	35.7	23.6
26/07/2024 13:35	57.6	51.6	62.1	65.2	61.6	57.6	56	55.9	53.4	49	41.6	31.6	20.1
26/07/2024 13:40	58.3	51.2	59.8	61	60.9	58.2	57.1	56.9	53.8	49.5	41.8	33.4	22.3
26/07/2024 13:45	61	52.7	63.3	63.9	61.5	59	58.6	58.1	56.6	53.1	49.7	42.9	36.3
26/07/2024 13:50	62.9	52.3	62.8	66.2	65.5	61.5	59.7	59.5	57	57.3	51.2	44	26.3
26/07/2024 13:55	63.9	53.6	61.6	63.3	63.2	61.8	60.9	59.8	57.8	58.9	52.2	43.9	33.6
26/07/2024 14:00	63.4	55.3	68.4	68.8	65.1	61.7	59.4	58.9	57.8	58	52.5	42.8	27.9
26/07/2024 14:05	62	54.8	64.8	64.8	63.4	59.5	58.6	58.9	55.6	53.9	55.8	46.2	27.4
26/07/2024 14:10	70.8	53.7	61.6	65.3	68.7	73.4	74	68.8	64.3	61.4	54.7	43	25.9
26/07/2024 14:15	61.2	53.8	65.5	66.3	65.1	61.9	59.8	59.2	56.7	52.7	47.3	38.3	23.7
26/07/2024 14:20	60.5	54	62.4	67.6	66.4	61.1	58.9	58.5	55.9	52.5	46.5	37.5	24
26/07/2024 14:25	64.4	55	66.3	65.2	61.9	61.2	59.2	60.6	60.1	56.5	55.4	49.3	37.5

26/07/2024 14:30	58.8	52.2	59.6	64.2	62.9	61.2	57.4	56.4	54.2	50.8	45.4	36.4	23.3
26/07/2024 14:35	63.4	51.8	61.7	64.1	62.9	61.6	59.6	60.3	58.2	56.3	54	47.4	34.6
26/07/2024 14:40	65.7	56.4	64.9	73.2	68.9	62.9	61.3	61.5	60.9	58.9	56.2	48.9	36.1
26/07/2024 14:45	62.2	54.7	64.4	66.6	65.3	61.5	61.5	60	57.9	53.7	47.7	38.6	25
26/07/2024 14:50	60.6	52.4	63	63.9	63.4	59	58	58.7	55.5	52.9	48.1	39.6	27.6
26/07/2024 14:55	61.1	56.1	65.1	68.5	63.9	60.8	59.5	59.3	56.7	52.6	46.4	37.6	26.5
26/07/2024 15:00	59.7	54.3	64.4	67.1	62.9	61.3	57.6	58	55.4	51.1	43.8	34.3	22.5
26/07/2024 15:05	60.3	53.6	61.9	65.4	63.2	59.1	58.5	58.6	55.8	51.8	46.2	38.8	29.2
26/07/2024 15:10	63.6	54.3	63.3	66.7	64.2	61.9	61.8	62.2	59.7	53.3	46.5	37.5	26.9
26/07/2024 15:15	62.2	59	65.3	66.5	64.7	61.4	60.2	59.9	57.8	54.1	49.3	41	29.6
26/07/2024 15:20	60.7	52.2	59.3	62.6	62.6	59.2	58	58	55.8	52.6	50.7	47.8	34
26/07/2024 15:25	58.6	50.8	58.8	63	60.8	58.1	56.2	56.8	54.2	50.4	43.3	35.1	23.3
26/07/2024 15:30	62.1	53.1	61.8	65.6	63	60.2	58.8	58.9	57.2	55.3	50.9	43.6	31.2
26/07/2024 15:35	64.3	53.6	64.2	67.3	63.2	63.4	64.4	62.3	59.6	55.7	49.5	40.5	26.2
26/07/2024 15:40	59.7	56	66.1	66.7	63.4	58.8	58.1	57.4	54.8	52.4	45.9	40.2	38.1
26/07/2024 15:45	61	52.8	62.9	66.2	63.9	60.3	60	59.1	56.4	52.8	46	37.6	24.9
26/07/2024 15:50	60.8	55.2	65.8	67.5	64.8	60.6	59.8	59.2	56.3	51.6	45.8	38	24.3
26/07/2024 15:55	59.9	52.1	61.3	63.6	62.9	58.8	57.1	56.5	56	52.7	45.9	34.3	21.4
26/07/2024 16:00	59.9	53.1	63.7	68	64.6	60.5	59	57.8	55.6	51.6	44.5	35.4	22.9
26/07/2024 16:05	59.9	50.8	60.6	65.5	62.4	60.2	59.3	58.2	55.3	50.7	46.2	35.3	22.7
26/07/2024 16:10	59.8	53.3	63.8	67	64.2	59.8	58.3	57.7	55.2	51.2	47.4	39.8	26.3
26/07/2024 16:15	59.9	52	65	66.3	65	61.1	58.8	58.3	55.6	50.8	44.1	34.9	22.7
26/07/2024 16:20	60.2	52.8	61.9	63.1	60.7	58.7	58.1	58.4	55.8	51.9	46	38.8	26
26/07/2024 16:25	62.2	51.9	63	66	65.8	62.2	62	61.3	56.5	53.5	47.4	37.6	25
26/07/2024 16:30	61.8	54.3	63.7	65.7	64.8	60.5	59.6	59.6	58.3	52.9	45.5	35.4	21.3
26/07/2024 16:35	60.1	53.1	63.5	64.5	62.6	60.5	59.5	58.8	55.8	50.5	42.9	33.8	22.2
26/07/2024 16:40	63.3	52	62.3	65.9	64.6	61.3	59.8	59.3	60.2	55.7	48.6	36.6	25
26/07/2024 16:45	61.3	53.6	62.3	67.6	66	61.8	60.1	59.7	57.1	52.1	45.2	35.3	22.2
26/07/2024 16:50	61.3	52.9	62.5	69.7	66.7	61.8	59.5	58.3	57	54.1	46.5	35.3	22.1
26/07/2024 16:55	64.1	53.5	65.7	71.2	69.7	64.1	62.5	61.2	59.9	56.8	50.3	39.5	32.6
26/07/2024 17:00	63.6	56.3	68.7	70.5	71.2	64	62.6	60.9	58.8	56	50.2	40.8	26.9
26/07/2024 17:05	65.3	52.9	63.1	70	67.5	67.5	65.7	63.7	60	56.7	50.1	39.1	23.5
26/07/2024 17:10	62.4	53.4	63.9	69.7	64.2	62.3	61.3	60	57.6	55.2	48.5	38.3	25
26/07/2024 17:15	63.6	56.3	66.5	69.7	64.9	62.1	61.2	61.3	59.2	55.6	51	44.5	36.5
26/07/2024 17:20	61.4	59.8	69.5	66.9	63.7	62.2	61.6	59.6	56.7	52.5	45.2	35	27.7
26/07/2024 17:25	59.8	52.2	61.6	65	63	59	57.9	58.3	55.8	50.6	43.4	33.7	21.2
26/07/2024 17:30	59.1	50	59.9	65.4	62.7	59.3	58.1	57.4	54.9	49.9	43.1	33.3	20.9
26/07/2024 17:35	59.5	50.6	61.1	63.4	60.9	59.8	59.1	58	55.5	49.3	41.8	33.4	21.2
26/07/2024 17:40	60.9	55.7	65.4	67.4	64	60.7	60.2	59.5	56.8	51	44.3	35.4	22.7
26/07/2024 17:45	60.4	52.5	63	65.2	62.6	59.5	58	58.1	56.2	52.3	46	36.8	23.4
26/07/2024 17:50	61.1	49.1	61.3	64.3	63.4	61.5	61.2	59	56.9	51.8	44.1	35.7	29.7
26/07/2024 17:55	62.1	52.2	61.1	65	63.2	60.9	62.9	60.2	57.6	52.3	44.5	33.9	23.8
26/07/2024 18:00	61.6	52.1	62.6	66.4	63.7	59.7	58.8	60.4	57.5	52.2	45.1	35.9	23.3
26/07/2024 18:05	66.5	54.3	65.2	66	62.2	61.2	60.1	60.6	65.1	57.6	48.9	39.8	26.4
26/07/2024 18:10	61.4	49.6	59.4	63.2	62.5	60.4	59.1	59.6	57	53.1	46.7	35.9	23.6
26/07/2024 18:15	62.1	49.9	59.8	64.9	63.1	60.5	59.7	60.5	57.7	53.8	47.7	38.3	29.2

26/07/2024 18:20	62.2	50.7	61.2	65.9	63.5	60.4	59.1	60.5	58.7	52.4	45.1	35	22.7
26/07/2024 18:25	60.1	52.9	63.1	64.2	64.4	59.6	58.2	58.3	55.4	52	45.9	37.4	25.6
26/07/2024 18:30	61.1	52.2	62.9	65.7	65.4	61.7	59.4	59	57.4	52.1	44.5	34.5	22.3
26/07/2024 18:35	61.2	53.6	64.2	67.2	66.6	60.8	59.4	59.7	57	52.1	45	35.9	23.8
26/07/2024 18:40	60.4	49.9	61.3	67.2	63.2	59.2	58.3	59.3	55.9	51.4	43.6	34.2	22.9
26/07/2024 18:45	63	55.8	61.8	67.2	63.4	60.2	59.8	59.5	58.5	56.3	51	37.6	25.8
26/07/2024 18:50	63.1	60.6	63.6	67.4	65.4	60.8	60	61.7	59	54	48.2	39.1	28.1
26/07/2024 18:55	62.7	60.1	61.7	64.7	62.5	60.2	60.2	60.8	58.6	54.1	47.6	36	24.4
26/07/2024 19:00	63.5	61.5	62.7	65.7	65.5	61.8	63	62.2	59.2	53.4	46.3	36.5	24.7
26/07/2024 19:05	62.1	61	64.1	67	63.5	61.6	60.9	60.7	58	52.5	45.2	34.6	23.3
26/07/2024 19:10	62.9	69	70.5	70.6	67.7	64	61.9	61.2	58.5	53.8	47.9	41.6	43.1
26/07/2024 19:15	60.8	52.1	64	67.7	63.6	61.2	58.6	58.9	56.4	52.5	46.6	38.9	32.2
26/07/2024 19:20	60.9	50.3	62.1	66.5	67.5	62.2	60	59.1	56.5	51.8	45	34.5	21
26/07/2024 19:25	62.6	51.4	63.3	66.4	64	63.8	61.1	60.8	58.8	52.8	47.1	35.3	21.3
26/07/2024 19:30	58.5	50.5	57.8	61.8	61.4	58.8	56.9	56.5	54	50.7	42.4	32.1	19.7
26/07/2024 19:35	61.1	51.4	61.4	66.1	64.7	60.8	59.3	59.1	57.6	51.3	41.9	31	19.4
26/07/2024 19:40	60.2	48.8	60.5	65.6	64.1	61.7	59.5	58.5	56.3	49.9	42.4	32.7	20.1
26/07/2024 19:45	65.9	53.5	63.1	69.2	71.6	71	66.7	63.9	60.7	56.9	49.5	41.2	24.4
26/07/2024 19:50	61.2	53.6	61.7	63.9	62.2	62.1	59.8	59	57.7	51.9	43.8	32.7	21.2
26/07/2024 19:55	61.9	48	60.6	65.4	62.9	61.1	58.9	57.5	58	54.8	49.6	34.8	20.9
26/07/2024 20:00	58.3	52.2	61.6	63.2	62.1	59.9	57.1	56.2	54.3	49.5	41.8	31.9	18.9
26/07/2024 20:05	60.2	49.6	59.9	64.2	64.2	62.1	59.6	58.5	56	51	43.7	33.7	21.1
26/07/2024 20:10	61.2	48.4	61.3	65.9	65.2	61.3	60.3	59.5	56.3	53.3	45.8	35.3	21.6
26/07/2024 20:15	78	51.7	64.5	68.1	66.6	63	60.6	60.3	73.4	74.9	53.1	37.4	23.1
26/07/2024 20:20	61.9	51.3	61.3	66.9	64	61.6	60.4	60.4	57.5	53.2	46.4	37.8	30.6
26/07/2024 20:25	60.3	47	59.2	65.2	62.6	60.8	59	58.2	56.3	51.5	44	34.9	27
26/07/2024 20:30	58.8	50.7	59.7	63.5	62	60.3	58.3	57.2	54.8	48.6	41	35.1	19.9
26/07/2024 20:35	62.5	48.3	60.9	66.6	63.2	61.8	59.4	61.2	58.7	53.1	44.8	34.2	21.8
26/07/2024 20:40	64.4	54.2	68.8	76	70.8	63.6	62.3	61.9	60.4	56.5	49.9	39.8	26.9
26/07/2024 20:45	59.5	51.4	61.1	63.7	63.4	61.4	58.9	57.6	55.2	50.6	42.1	31.6	18.4
26/07/2024 20:50	60.6	48.8	60.7	65.9	64.5	62.6	59.7	58.7	56.5	51.3	44	34.5	21.1
26/07/2024 20:55	62.1	50.2	60.9	65	63.3	63.2	60.5	60	58.4	53.2	46.3	35.3	34.6
26/07/2024 21:00	61.6	51.3	60.7	64.4	63.7	62.2	59.9	59	57.9	52.7	46.9	41.2	22.7
26/07/2024 21:05	59.6	48.8	59.2	63.9	61.6	61.9	58.6	57.7	55.7	49.9	42.8	32.2	19.6
26/07/2024 21:10	61.6	49.1	70	72.7	65.3	61.5	58.9	58.4	57.6	54.2	47.7	40	30.3
26/07/2024 21:15	65.3	48.1	73.3	75	65.1	61.5	59.4	60.6	61	60	51.4	42	30.7
26/07/2024 21:20	67	48	70.6	71.9	64	63.3	61.4	61.9	62.6	61.8	52.6	42.4	31.2
26/07/2024 21:25	67.1	48.6	71.1	73	65.2	63.4	61	61.8	62.4	62.2	53.1	42.3	30.7
26/07/2024 21:30	65.6	48	72.2	75.2	67.6	62.6	60.8	61.7	61.6	59.4	51.5	42.6	30.8
26/07/2024 21:35	65.2	51.7	71.7	74.4	67.6	63	60.8	61.2	61.6	58.5	51.1	42.4	31
26/07/2024 21:40	66.6	49.5	71	73.5	66.5	61	60.1	60.9	63.2	60.7	52.9	42.5	31.1
26/07/2024 21:45	64.6	50	68.7	73.2	69.4	62.4	61.1	61.9	61	56.9	49.4	40.4	28.4
26/07/2024 21:50	59.5	51.1	61.9	62.5	60.7	59.7	57.1	57.1	55.5	51.3	44.8	34.9	21.9
26/07/2024 21:55	59.1	50	58.7	62.8	63.1	59.1	57.8	56.5	55.3	50.8	43.4	33.8	22
26/07/2024 22:00	61.1	46.3	61.1	64.3	63.6	61.2	59	59	57.7	51.8	43.4	33.2	20.1
26/07/2024 22:05	60	49.4	60.2	65.5	63.1	60.6	58.8	57.8	56.5	50.2	42	31.6	19.6

26/07/2024 22:10	62.1	50.1	60.4	65.1	64.9	62	60.7	60.7	58.3	51.9	44.9	35.2	21.6
26/07/2024 22:15	60.9	47.8	60.4	64.1	62.4	60.3	58.2	58.9	57.1	52.3	45.3	34.4	35.8
26/07/2024 22:20	61.4	47.7	57.5	62.1	62.8	61.9	58.8	57.8	56.6	54.9	49.9	37.9	25.7
26/07/2024 22:25	61.4	48.8	63.1	67.9	64.2	62.4	60.4	59.2	57.6	51.9	45.3	36.3	23.5
26/07/2024 22:30	61.5	48.4	58.8	66.3	64.2	61.6	59.7	59.6	58	51.8	44.5	35.2	22.4
26/07/2024 22:35	63	48	61.1	68.2	64.5	64.8	61.5	61.5	58.7	53.6	46.5	35.4	21.5
26/07/2024 22:40	63.9	47.1	59.9	65.9	65.1	65	61.3	60.9	60.8	54.8	48	37.1	22.2
26/07/2024 22:45	62.6	48.2	62.3	65.4	63.8	63.4	59.9	60.1	59.1	53.8	46.5	34.3	21.7
26/07/2024 22:50	63.1	50.2	61.9	66.4	70.2	64.6	60.7	61.3	59.6	53.3	44.5	34	21.5
26/07/2024 22:55	63.1	48.9	62.2	67.9	68.9	66.1	62.1	61.1	59	53.8	46.3	35.8	22.1
26/07/2024 23:00	63	49.4	62.8	66.7	66.4	63.7	62.4	61	59	53.4	46.1	37.1	23.3
26/07/2024 23:05	65.1	47.6	61.3	67.5	67.9	65	63.6	63.7	61.2	55.2	48.2	40.2	27.3
26/07/2024 23:10	64	48.6	59.9	65.4	65.6	63.8	60.8	64	59.2	52.7	44.7	33.8	22.3
26/07/2024 23:15	61.5	47.8	60.8	66.6	65.5	64.6	60.5	59.9	57.1	52.2	44.7	34.8	22.4
26/07/2024 23:20	60.7	45.3	56.7	63.7	64	64.8	60.4	57.8	56.8	51.5	44	33.2	21.4
26/07/2024 23:25	61.9	49.1	61.5	66.8	67.5	67.7	61.1	59.5	57.6	52.6	45.5	35.6	22.1
26/07/2024 23:30	61.9	49.1	61.9	66.5	65.8	66.9	61.6	59.8	57.6	52.1	45.3	35.7	23.3
26/07/2024 23:35	63.3	48.9	62.8	68.3	66.5	66.3	63.1	61.5	59.3	52.8	44.8	34.8	21.5
26/07/2024 23:40	64.1	51.7	64	70.1	67.7	64.5	62.4	61.5	60.9	54.4	46.9	39.8	33.7
26/07/2024 23:45	62.9	47.9	64.4	70.9	68.5	64.9	61.2	60.6	58.8	54.8	46.2	38.2	25.2
26/07/2024 23:50	62	49.1	63.2	70.4	66.5	63.6	61.2	60.2	57.3	53.3	48	40.7	26.8
26/07/2024 23:55	63.1	50.5	62.5	68.1	67.3	64.5	61.7	60.2	59	55.1	48.3	38.2	24.2
27/07/2024 00:00	67.1	48.9	61	65.8	64.9	63.2	60.9	66.7	62.7	56.3	48	40.2	26.6
27/07/2024 00:05	61	49.1	59.8	65.2	65.3	62.7	60.3	58.5	57.1	51.9	46.2	37.1	22.6
27/07/2024 00:10	61.2	46.5	61.4	66.5	66.6	62.2	59	58.4	57.4	52.8	45.6	36.9	27.6
27/07/2024 00:15	62.9	47.7	58.9	64.5	63.2	62.1	59.2	60.4	60	53.7	45.5	34.8	23.5
27/07/2024 00:20	59.1	47.4	60.9	64.4	63.5	64.9	58.6	57	54.9	49.4	41.4	33.1	23.2
27/07/2024 00:25	61	47	60.4	65.3	65	62.7	60	58.6	57.4	51.5	44.4	33.9	20.6
27/07/2024 00:30	60.4	47	58.8	65.2	64	61.1	59	58.4	57.1	50.2	42.5	32.8	21
27/07/2024 00:35	58.9	49.1	61.3	67.6	65	59.8	56.9	56.5	55.1	50.4	43.3	33.3	19.5
27/07/2024 00:40	64	49.3	62.8	67.2	66	62.9	61.4	61.7	60.6	54.8	48.6	40.9	26
27/07/2024 00:45	62.8	46.1	61.1	65.4	66.1	61.1	58.9	60.8	59.3	53.6	46.3	35.9	23.3
27/07/2024 00:50	60.5	45.3	60.4	65.5	63.5	61	58.5	58.1	57.3	50.7	43.2	33.4	20.6
27/07/2024 00:55	73.1	46.9	60.7	66.4	70.4	67.8	71.3	72.8	66.4	63.4	63.5	61.8	54.5
27/07/2024 01:00	61.6	48	62.4	67.2	66.9	61.8	60	59.8	57.6	52.2	45.3	36.3	34.4
27/07/2024 01:05	59.1	46.6	60	66.6	63	59.6	56.6	56.6	55.5	50.3	44.1	34.1	38.6
27/07/2024 01:10	58.1	45.3	60.4	63.4	63.8	59.2	56.6	56.1	54.3	48.8	40.6	30.8	18.6
27/07/2024 01:15	57.5	45.2	56.9	64.3	62	57.5	54.5	54.6	53.7	50.5	39.2	30.2	18.8
27/07/2024 01:20	58	47.7	60.4	67.6	63.6	58.9	56.2	55.5	53.9	48.8	46.3	33	20.1
27/07/2024 01:25	56.6	43.8	56.1	62	62	58.5	55.3	54.6	53	46.4	39	29.1	17.9
27/07/2024 01:30	59.2	45.6	59.1	63	63.7	59.9	57.8	57	55.8	49.4	42.2	31.6	18.9
27/07/2024 01:35	60.7	46.1	59.8	67.1	63.8	61	59.6	58.6	57.2	50.5	43	33.5	23
27/07/2024 01:40	59.7	44.7	58.5	65.2	63.2	60.5	57.9	57.7	56.1	50.2	42.9	32.8	19.8
27/07/2024 01:45	59.2	45.7	58	62.7	64.6	60.2	58	57	55.6	49.4	41.8	30.7	19.2
27/07/2024 01:50	61.4	49.4	60.8	67.2	65.2	61.1	58.7	58.9	58	52.3	44.9	38.9	35.4
27/07/2024 01:55	60.7	46.3	59.4	65.3	65.3	61.6	58.9	58.3	56.9	51.6	46.2	35.6	24.5

27/07/2024 02:00	59.5	47.8	60	65.3	65.9	59.8	58.3	56.9	55.8	50.4	43.1	34.4	21.9
27/07/2024 02:05	60	46.4	60	65.2	63.7	60.6	59.6	57.9	56.5	49.6	42	31.9	18.7
27/07/2024 02:10	60.7	46.6	60.8	65.4	64.6	60.5	59.3	58.7	57.2	50.4	43.3	33.1	20.4
27/07/2024 02:15	59.5	45.3	58.1	63.2	62.6	59.8	58.7	57.4	55.9	49.3	42.5	31.6	21.7
27/07/2024 02:20	56.2	43.3	59.3	62.3	60.3	56.5	54	54.6	52.6	45.7	39	28.4	17.4
27/07/2024 02:25	60.4	46.2	60.3	66.4	65.5	61	60.1	58.3	56.7	50.1	43.8	35.3	21
27/07/2024 02:30	58	43.9	55.9	62.6	62.5	58.4	57.4	55.9	54.4	48.1	39.4	29.9	18.3
27/07/2024 02:35	58.8	46.3	59.2	65.4	62.9	59	57.6	56.4	55.5	48.4	40.7	31.6	30.2
27/07/2024 02:40	59.2	48.2	59.4	64.1	62.5	61.1	57.9	56.8	55.9	49.1	41.8	33.4	21
27/07/2024 02:45	60.5	47	58.1	60.5	60.9	58.8	58	57.7	56.5	51.8	48.8	41.5	26.7
27/07/2024 02:50	60.6	44.9	57	62.9	62.5	59.7	58.8	58.4	57	51.1	44.7	32.7	18.7
27/07/2024 02:55	61.7	45.8	60	63.9	62.2	58.8	58.4	59.2	58.3	53.4	45.3	34.4	21
27/07/2024 03:00	58.6	46.2	59.2	62.4	61.2	57.9	57	56.3	55.2	49.2	41.8	31.6	19.3
27/07/2024 03:05	58.6	47.6	62.2	65.8	63.3	59.8	57.3	56	55.1	48.9	41.8	37.1	30.5
27/07/2024 03:10	59.4	44.5	56.7	60.5	59.5	58.7	58.1	57.6	56.2	48.1	39.6	29.7	18.5
27/07/2024 03:15	63.7	50	63.3	65.6	63.4	59.7	58.9	60.5	59.9	56.5	50.5	40.7	27.1
27/07/2024 03:20	60.6	48.8	61.8	65.3	65.2	59.6	57.3	58	57.4	51.8	44.4	34.1	23.8
27/07/2024 03:25	61.6	45.1	58.2	61.4	58.8	55.5	55.8	59.9	58.4	52.2	42.8	31.9	18.9
27/07/2024 03:30	53.8	43.3	56.9	61.3	56.7	55.4	53.6	51.7	50.2	43.2	35.6	26.1	16.9
27/07/2024 03:35	56	44	57.5	60.2	58.8	56.5	54.3	53.9	52.6	45.8	38.3	29.4	18
27/07/2024 03:40	57	45.8	57.4	61.4	58.1	56.2	54	55	53.3	47.9	42.3	34	19.8
27/07/2024 03:45	59.5	46.2	61.7	64.2	62.3	59.7	58.6	58.5	54.8	50	43.4	34.8	24
27/07/2024 03:50	58.5	47.9	58.9	58.2	58.2	58.2	56.4	55.8	53.5	50.3	48.5	42.2	27
27/07/2024 03:55	61.5	42.1	53	57.1	61	58.2	60.4	60.8	56.8	51.8	48.7	43.7	31.1
27/07/2024 04:00	62.6	43.3	56.8	59.6	64.5	61	62.3	61.3	58.3	52.5	47.6	41.1	26.7
27/07/2024 04:05	61.3	44.3	57.9	62.8	63.8	59.7	61	60.7	56.2	51.4	47.8	42.4	29.3
27/07/2024 04:10	55.3	44.3	55.8	57.7	55.9	54.9	52.8	51.2	51.9	47.4	41.6	28.1	17.2
27/07/2024 04:15	56.6	42.1	56.5	61.7	57.5	55.4	53.6	51.5	51.2	51.9	43.2	27.6	16.4
27/07/2024 04:20	56.1	41.5	54.5	59.2	55.8	53.7	52.3	51.6	49.4	52.1	42.6	26.5	16.7
27/07/2024 04:25	56.3	42.5	52.2	58.9	55.7	53	51.9	52.3	51.4	51.2	41.9	24.8	16
27/07/2024 04:30	51.7	42	52	57.2	52.4	51.2	47.8	47.5	48.3	44.2	39.4	26.2	16
27/07/2024 04:35	50.7	40	46.6	50.1	51.4	50.3	46.6	45.7	47.8	42.3	38.6	24.1	15.9
27/07/2024 04:40	55.1	41	51.8	55	56.1	54.1	52.8	50.9	51.4	47.6	41.8	27.7	16.4
27/07/2024 04:45	56.6	41.6	52.3	55.6	54.6	53.1	50.8	50.2	52.5	50.4	47.1	30.8	16.8
27/07/2024 04:50	55.7	43.9	56.9	60.9	57.3	53.2	51.5	50.4	51	49.4	46.6	32.2	17.9
27/07/2024 04:55	61	41.5	51.7	59.7	59	56.7	55.2	53.5	56.8	55.1	51.6	36.9	20
27/07/2024 05:00	64.9	50	62	68	64.1	63.9	63.6	61.7	59.7	58.2	53.8	43.6	28.2
27/07/2024 05:05	53.4	41.7	50.1	56.1	52.2	52.3	49.9	47.6	48.9	47.8	42	26.1	15.8
27/07/2024 05:10	53.4	44.3	55.3	62.6	54.9	53	50.9	50.6	49	45.9	40.4	28.3	17.9
27/07/2024 05:15	58.7	43	55	58.6	55.7	54.5	52.8	51	54.6	53.6	47.1	28.7	16.5
27/07/2024 05:20	52.2	43.1	50.4	54.7	52.1	50.5	47.9	47.2	47.5	46.5	41.1	32.3	16.4
27/07/2024 05:25	60.1	51.9	64.4	63.4	59.4	58.2	57	55.4	54.4	54.7	49.6	37.9	23.6
27/07/2024 05:30	50.8	41	50.3	55.7	53.5	52.3	49.8	48.1	47.6	40.3	33.8	21.4	15.6
27/07/2024 05:35	48.4	44.2	48.2	50.9	53.3	50.9	47.1	45.7	43.9	41.1	33.7	22.4	15.6
27/07/2024 05:40	53.1	42.9	53.5	56	57.5	54	50.8	49	49.1	46	39.6	26.3	16
27/07/2024 05:45	66.2	55.3	66.9	62.8	62.5	63.3	63.8	63.6	61.3	58.5	55.7	43.3	27.4

27/07/2024 05:50	53.1	44	54.8	60.1	59.7	54.5	51.2	49.7	48.9	46.1	38.2	26.1	17
27/07/2024 05:55	59.6	54.5	70.4	69.8	64.6	59.5	58.2	56.9	55.3	52	45.7	35.5	21.9
27/07/2024 06:00	52.7	47.3	54.5	55.8	57.8	54.6	49.3	47.7	48.6	46.4	40.1	25.6	16.7
27/07/2024 06:05	74.3	50.1	71.6	81.2	74	72.3	75.7	75.4	73.8	69.7	65.7	60.7	46.8
27/07/2024 06:10	50.3	44.3	49.9	53.7	55.4	51.7	48.5	46.9	45.7	43.4	37.9	26.9	17.5
27/07/2024 06:15	61.7	48.3	60.5	64.3	62.6	59.7	60.2	59.9	56.6	53.9	49.4	39.7	24.6
27/07/2024 06:20	57.3	47.9	54	57	58.8	57.5	56.3	54.1	51.3	50.7	47.2	36.7	21.7
27/07/2024 06:25	54.8	48.8	57.9	58.5	60.4	58.7	56.4	52.2	48.4	47.2	42.2	31.5	18
27/07/2024 06:30	60.6	47.3	55.4	65.1	61.5	61.4	59.8	56.9	54.1	54.1	51.6	42.7	26.7
27/07/2024 06:35	59.7	47.9	54.3	61.2	60.1	61.4	58.7	55.7	53.2	53.1	50.7	41.5	25.7
27/07/2024 06:40	68	50.8	59.2	62.1	61.7	65.1	64.6	65.7	63.4	61.1	53.8	42.4	26.3
27/07/2024 06:45	69	50.3	58.9	62.8	63.3	64.3	63.7	64.4	63.4	63.1	60.3	51.5	35.7
27/07/2024 06:50	64.2	55.7	68	73.2	67.8	62	60.8	61.1	60.2	56.7	51.7	42.6	29.6
27/07/2024 06:55	55.4	47.8	52.9	55.1	57.6	53.4	52.1	51.6	51.4	49	41.8	29.8	17.3
27/07/2024 07:00	51.7	45.5	51.4	55.3	57.8	54.3	51.5	48.6	46.5	44.7	37.9	27.5	18.3
27/07/2024 07:05	54.7	46.3	56.1	59.4	58.8	56.4	54.1	50.3	50	47.9	42.1	32.1	18.7
27/07/2024 07:10	52.6	45.5	51	53.6	58.8	55.4	51.7	48	48.1	46.5	37.8	27.1	15.9
27/07/2024 07:15	54.6	47.4	55.9	57.1	58.3	55.5	53.4	50	50.2	47.8	42.4	34.5	22.6
27/07/2024 07:20	55.7	52.4	58.8	62.9	60.1	56.5	54.6	52.3	51.2	48.5	42.5	36.8	22.3
27/07/2024 07:25	53.1	55.4	59.5	58.3	57.9	54.2	52.4	50.4	48.3	45.4	39.7	33.3	21.2
27/07/2024 07:30	71.9	46.2	56.6	64.4	60.8	61.7	65.4	67.2	68.2	65.5	60.7	51.9	35.2
27/07/2024 07:35	53.2	51.5	54.7	57.4	59	56.2	54	50.3	48	45.8	38.4	25.8	16.2
27/07/2024 07:40	53.9	46.1	52.2	58	58.4	55.3	54.2	51.4	48.8	46.4	38.9	30.5	18.5
27/07/2024 07:45	56.7	53.4	61.4	64.6	61.5	58.2	55.9	53.9	52	48.7	44.2	36.7	23.2
27/07/2024 07:50	52.2	48.4	54.2	60.4	60.9	54.6	53.6	49.9	47.1	43.2	37.6	29.1	18
27/07/2024 07:55	58.2	48.7	54.2	62	59.6	54.5	53.2	52.4	55.2	51.7	44.3	32.3	19.5
27/07/2024 08:00	56.4	50.7	58.8	68.5	60	56.7	56.7	54.6	50	48.5	45.3	38.5	25.3
27/07/2024 08:05	58.3	50	54.3	57.2	57.9	55.2	54	52.5	50.6	51.5	52.7	46.8	32.6
27/07/2024 08:10	65.6	49.8	53.3	56.8	56.8	56.1	55.7	55.4	56.3	58.9	61.3	56.6	42
27/07/2024 08:15	56.2	50.1	54.3	56.5	57.4	54.6	53.2	51.6	49.6	49.1	49.2	44.5	30.3
27/07/2024 08:20	62.1	49.2	54	55.5	56.8	54	53.1	53	52.3	56	57.5	51.4	39.1
27/07/2024 08:25	61.7	50.3	56.7	60	58.9	56.7	55.1	53.5	52.8	55.1	57.1	51.5	37.7
27/07/2024 08:30	59.5	47.9	53.2	54.6	56.9	57.7	55.7	54.4	52.7	52.8	52.7	48.3	33.7
27/07/2024 08:35	59.2	47.5	53.6	56.3	59.1	57.6	54.9	52.7	50.9	52.7	53.9	47.1	32.5
27/07/2024 08:40	58.6	48.6	58.2	59.8	59.7	57.3	55.1	54.3	51.9	51.7	51.4	45.3	30.6
27/07/2024 08:45	61.4	47.7	54.4	57.4	59.5	61.1	58.7	57.9	55.7	54.5	52.5	45.7	31.6
27/07/2024 08:50	60.7	49.8	57.9	59.5	60	56	53.2	51.9	51.8	54.2	56	51.6	38.2
27/07/2024 08:55	59.6	50.2	56.1	57.4	58.7	56.6	54.8	53.3	54.7	53.4	51	45.5	30.2
27/07/2024 09:00	54.6	48.4	54.5	57.7	59.6	56.6	53.7	51.8	49.5	47.4	41.3	34.6	22.6
27/07/2024 09:05	55.5	49.7	61.3	64.8	64.5	60.1	54.9	52.3	50.6	48.1	41.9	33.2	19.7
27/07/2024 09:10	52.1	49.2	55	57.2	59.8	55.3	52.4	49.3	47.3	44.2	37.1	27.2	17.4
27/07/2024 09:15	57.9	47.4	56.6	58.9	60.9	56.5	54.6	54.9	51.8	51.1	48.8	44.8	29.5
27/07/2024 09:20	60.8	48.7	56.1	62	58.8	56.4	55.2	55.4	54.4	55.1	53.1	48.3	34.9
27/07/2024 09:25	59.1	51.6	60.2	62.5	61.8	58.6	56.8	54.6	53	52.8	50.5	44.4	29.3
27/07/2024 09:30	59.1	52.7	62.7	68.4	68.5	61.5	55.8	55	53.3	52.6	49.6	43.9	28.8
27/07/2024 09:35	60.1	50.7	58.2	71.5	71.3	62.3	59.1	56	53.8	53.4	50.8	45.3	30

27/07/2024 09:40	57	49.3	56	62.5	60.3	55.7	53.7	53.1	51.5	50.5	48	41.7	25.7
27/07/2024 09:45	57.3	49.2	54.9	58.5	59.3	55.9	55	55.1	53.1	48.8	44.9	37.4	22.7
27/07/2024 09:50	56.9	47.7	55	59.9	60.9	56.6	54.5	54.4	52.2	49.4	45	36	21.2
27/07/2024 09:55	59.7	48.7	55.5	59.5	60.5	56.3	55.3	55.3	55.6	53.2	47.8	38	25.6
27/07/2024 10:00	60.5	49.7	56.1	59.6	62.2	58.1	57.5	56.5	55.7	54.3	49.2	39	23.9
27/07/2024 10:05	57.1	50.1	55.6	58.3	60.3	57.3	55.4	54.1	52.7	49.7	44.6	35.4	21.6
27/07/2024 10:10	57.7	48.5	54.6	58.6	60.7	56.3	54.3	56.9	52.5	48.9	43.7	35.1	20.6
27/07/2024 10:15	61.3	49.8	60.5	62.3	60.9	58.1	56	57.5	56.2	55.1	51.4	42.5	25.9
27/07/2024 10:20	60.6	55.6	62.8	64.4	61.5	59.2	55.9	57.6	55.9	54.3	48.5	39.1	23.4
27/07/2024 10:25	58.6	51.9	61.9	63.1	60.8	57.6	55.4	55.7	54.3	51.2	46.5	38.7	24.8
27/07/2024 10:30	63.2	49.9	59.1	61.4	67.9	63.6	58.5	61.8	59.5	53.9	44.7	35.6	21.4
27/07/2024 10:35	59.1	50	59.5	61.7	62.6	59.4	57.4	58.3	53.8	50.4	42.8	33.3	20.2
27/07/2024 10:40	57.5	50.4	65.2	63.6	62.6	59.5	55.1	55.3	52.8	49.9	41.8	32.7	20.1
27/07/2024 10:45	59.1	50.2	61.8	63.2	66.4	61	56	56	54.1	52.7	46.7	35.9	21.6
27/07/2024 10:50	61.9	50.3	60.9	63	63.7	62.3	62.6	60.1	56.6	53	48.1	39.1	24.1
27/07/2024 10:55	64.6	50.2	58.3	61.1	65.2	65.3	63.7	63.6	59.2	56.4	49.4	38.8	23.5
27/07/2024 11:00	65.3	51.4	59.3	61.9	68	66.8	67.5	64.1	58.7	55.8	50.6	41.6	25.8
27/07/2024 11:05	60.7	49.1	55.4	58.9	61.2	59.1	57.5	58.5	55.6	53.1	49.9	42.5	28.9
27/07/2024 11:10	61	50.5	56.1	59.5	60.9	59.9	58.2	59.2	56.7	52.7	47.2	39.3	26
27/07/2024 11:15	61.5	50.9	56.3	60.3	64	61.7	60.8	59.5	56.7	53.2	47.4	38.5	24.8
27/07/2024 11:20	60.8	49.2	55.3	59.4	64.9	63	59.5	58.5	56.2	52.5	46.4	38.3	24.8
27/07/2024 11:25	61.3	49.7	57	61.3	66.4	63.8	60.5	59.6	56.5	52.7	45.9	36.9	23.3
27/07/2024 11:30	62.7	50.3	58	59.6	60.1	59.6	58.1	60.7	58.6	55	49.1	40.5	24.7
27/07/2024 11:35	64.4	50.4	58.4	60.3	62.8	63.9	60.2	62	60	57.4	50.8	41.2	25.9
27/07/2024 11:40	64.6	49.2	58.8	63.3	67.3	64.7	61.3	62.8	60.2	55.7	51	51.2	40.6
27/07/2024 11:45	62.1	49.6	63	62.8	64.6	61.9	60.5	60.4	56.9	53.7	50	42.5	27.9
27/07/2024 11:50	61.8	50.4	61.7	62.1	67.6	63.1	59.9	60.5	57.2	53.1	46.5	37.9	24.8
27/07/2024 11:55	65.7	50.2	59.5	63.6	72.6	67.5	65.3	63.4	61.5	56.9	49	38.4	24.6
27/07/2024 12:00	59.6	52.9	65.7	65.6	64.1	59.8	58.4	57.7	55.5	50.9	43.6	34	24.6
27/07/2024 12:05	61	57.2	70.3	70.7	65	61.8	60	58.6	56.5	53	47.3	38	25.6
27/07/2024 12:10	59.5	55.8	64.7	66.5	62.3	60.3	58.5	57.6	54.8	51.2	45.7	38.6	25.8
27/07/2024 12:15	58.7	50.6	59.2	65.7	64.2	58.7	57.1	57.3	53.9	49.5	45.5	37.8	23.5
27/07/2024 12:20	57.7	51.9	65	63.5	62.5	57.1	55.4	55.6	52.3	50.9	42.5	42.5	29.5
27/07/2024 12:25	59.1	51.9	63.2	64.9	63.1	58.4	56.8	57	54.7	51.2	45.2	36.6	29.2
27/07/2024 12:30	67.2	53.2	64.3	67.4	67.5	69.9	69.8	65	60.7	58.3	55.3	48.1	38.4
27/07/2024 12:35	63.1	56.8	70.4	67.9	64.5	62	61.5	60.6	58.4	55.1	51.3	42.8	29.6
27/07/2024 12:40	57.3	52	63.4	63.2	61.6	57.5	55.9	55.3	52.9	49	43.1	34.6	22.7
27/07/2024 12:45	57.4	56.2	64.4	63.4	61.7	57.4	56.2	55.9	52.9	48.6	41	32.7	20.5
27/07/2024 12:50	58.9	52.4	62.7	65.8	60.7	58.3	57.5	57.4	54.3	50.6	44.4	34.3	21.5
27/07/2024 12:55	60.3	54.1	63.2	66.3	63.4	59.2	58.2	57.4	55.7	52.2	50.4	36.6	26.2
27/07/2024 13:00	60.5	54.8	67	66.9	63.6	60.6	59.7	58.6	56.1	52	45.6	36.7	22.9
27/07/2024 13:05	61.1	53.4	64.9	68.3	63.8	60	59.3	59.1	57.3	52.1	45.3	37.2	24.4
27/07/2024 13:10	66	53.1	65.5	68.8	65.9	63.8	61.6	62.9	61.5	59.2	54.8	43.4	28.8
27/07/2024 13:15	59.6	57	61.7	65.2	63.3	60.3	59.3	57.8	54.9	50.8	43.9	35.7	22.6
27/07/2024 13:20	59.7	52.4	60.2	63.1	62.5	59.3	58	58.1	55.3	51.1	44.2	34.3	30.5
27/07/2024 13:25	60.5	54.7	63.7	63.5	62.4	59.7	57.4	57.8	55.8	53.3	48.1	38.6	25.6

27/07/2024 13:30	59.3	55.1	67.7	67.6	63.4	58.9	57.3	57.1	55.1	51.1	45.5	35.7	23.6
27/07/2024 13:35	57.6	51.6	62.1	65.2	61.6	57.6	56	55.9	53.4	49	41.6	31.6	20.1
27/07/2024 13:40	58.3	51.2	59.8	61	60.9	58.2	57.1	56.9	53.8	49.5	41.8	33.4	22.3
27/07/2024 13:45	61	52.7	63.3	63.9	61.5	59	58.6	58.1	56.6	53.1	49.7	42.9	36.3
27/07/2024 13:50	62.9	52.3	62.8	66.2	65.5	61.5	59.7	59.5	57	57.3	51.2	44	26.3
27/07/2024 13:55	63.9	53.6	61.6	63.3	63.2	61.8	60.9	59.8	57.8	58.9	52.2	43.9	33.6
27/07/2024 14:00	63.4	55.3	68.4	68.8	65.1	61.7	59.4	58.9	57.8	58	52.5	42.8	27.9
27/07/2024 14:05	62	54.8	64.8	64.8	63.4	59.5	58.6	58.9	55.6	53.9	55.8	46.2	27.4
27/07/2024 14:10	70.8	53.7	61.6	65.3	68.7	73.4	74	68.8	64.3	61.4	54.7	43	25.9
27/07/2024 14:15	61.2	53.8	65.5	66.3	65.1	61.9	59.8	59.2	56.7	52.7	47.3	38.3	23.7
27/07/2024 14:20	60.5	54	62.4	67.6	66.4	61.1	58.9	58.5	55.9	52.5	46.5	37.5	24
27/07/2024 14:25	64.4	55	66.3	65.2	61.9	61.2	59.2	60.6	60.1	56.5	55.4	49.3	37.5
27/07/2024 14:30	58.8	52.2	59.6	64.2	62.9	61.2	57.4	56.4	54.2	50.8	45.4	36.4	23.3
27/07/2024 14:35	63.4	51.8	61.7	64.1	62.9	61.6	59.6	60.3	58.2	56.3	54	47.4	34.6
27/07/2024 14:40	65.7	56.4	64.9	73.2	68.9	62.9	61.3	61.5	60.9	58.9	56.2	48.9	36.1
27/07/2024 14:45	62.2	54.7	64.4	66.6	65.3	61.5	61.5	60	57.9	53.7	47.7	38.6	25
27/07/2024 14:50	60.6	52.4	63	63.9	63.4	59	58	58.7	55.5	52.9	48.1	39.6	27.6
27/07/2024 14:55	61.1	56.1	65.1	68.5	63.9	60.8	59.5	59.3	56.7	52.6	46.4	37.6	26.5
27/07/2024 15:00	59.7	54.3	64.4	67.1	62.9	61.3	57.6	58	55.4	51.1	43.8	34.3	22.5
27/07/2024 15:05	60.3	53.6	61.9	65.4	63.2	59.1	58.5	58.6	55.8	51.8	46.2	38.8	29.2
27/07/2024 15:10	63.6	54.3	63.3	66.7	64.2	61.9	61.8	62.2	59.7	53.3	46.5	37.5	26.9
27/07/2024 15:15	62.2	59	65.3	66.5	64.7	61.4	60.2	59.9	57.8	54.1	49.3	41	29.6
27/07/2024 15:20	60.7	52.2	59.3	62.6	62.6	59.2	58	58	55.8	52.6	50.7	47.8	34
27/07/2024 15:25	58.6	50.8	58.8	63	60.8	58.1	56.2	56.8	54.2	50.4	43.3	35.1	23.3
27/07/2024 15:30	62.1	53.1	61.8	65.6	63	60.2	58.8	58.9	57.2	55.3	50.9	43.6	31.2
27/07/2024 15:35	64.3	53.6	64.2	67.3	63.2	63.4	64.4	62.3	59.6	55.7	49.5	40.5	26.2
27/07/2024 15:40	59.7	56	66.1	66.7	63.4	58.8	58.1	57.4	54.8	52.4	45.9	40.2	38.1
27/07/2024 15:45	61	52.8	62.9	66.2	63.9	60.3	60	59.1	56.4	52.8	46	37.6	24.9
27/07/2024 15:50	60.8	55.2	65.8	67.5	64.8	60.6	59.8	59.2	56.3	51.6	45.8	38	24.3
27/07/2024 15:55	59.9	52.1	61.3	63.6	62.9	58.8	57.1	56.5	56	52.7	45.9	34.3	21.4
27/07/2024 16:00	59.9	53.1	63.7	68	64.6	60.5	59	57.8	55.6	51.6	44.5	35.4	22.9
27/07/2024 16:05	59.9	50.8	60.6	65.5	62.4	60.2	59.3	58.2	55.3	50.7	46.2	35.3	22.7
27/07/2024 16:10	59.8	53.3	63.8	67	64.2	59.8	58.3	57.7	55.2	51.2	47.4	39.8	26.3
27/07/2024 16:15	59.9	52	65	66.3	65	61.1	58.8	58.3	55.6	50.8	44.1	34.9	22.7
27/07/2024 16:20	60.2	52.8	61.9	63.1	60.7	58.7	58.1	58.4	55.8	51.9	46	38.8	26
27/07/2024 16:25	62.2	51.9	63	66	65.8	62.2	62	61.3	56.5	53.5	47.4	37.6	25
27/07/2024 16:30	61.8	54.3	63.7	65.7	64.8	60.5	59.6	59.6	58.3	52.9	45.5	35.4	21.3
27/07/2024 16:35	60.1	53.1	63.5	64.5	62.6	60.5	59.5	58.8	55.8	50.5	42.9	33.8	22.2
27/07/2024 16:40	63.3	52	62.3	65.9	64.6	61.3	59.8	59.3	60.2	55.7	48.6	36.6	25
27/07/2024 16:45	61.3	53.6	62.3	67.6	66	61.8	60.1	59.7	57.1	52.1	45.2	35.3	22.2
27/07/2024 16:50	61.3	52.9	62.5	69.7	66.7	61.8	59.5	58.3	57	54.1	46.5	35.3	22.1
27/07/2024 16:55	64.1	53.5	65.7	71.2	69.7	64.1	62.5	61.2	59.9	56.8	50.3	39.5	32.6
27/07/2024 17:00	63.6	56.3	68.7	70.5	71.2	64	62.6	60.9	58.8	56	50.2	40.8	26.9
27/07/2024 17:05	65.3	52.9	63.1	70	67.5	67.5	65.7	63.7	60	56.7	50.1	39.1	23.5
27/07/2024 17:10	62.4	53.4	63.9	69.7	64.2	62.3	61.3	60	57.6	55.2	48.5	38.3	25
27/07/2024 17:15	63.6	56.3	66.5	69.7	64.9	62.1	61.2	61.3	59.2	55.6	51	44.5	36.5

27/07/2024 17:20	61.4	59.8	69.5	66.9	63.7	62.2	61.6	59.6	56.7	52.5	45.2	35	27.7
27/07/2024 17:25	59.8	52.2	61.6	65	63	59	57.9	58.3	55.8	50.6	43.4	33.7	21.2
27/07/2024 17:30	59.1	50	59.9	65.4	62.7	59.3	58.1	57.4	54.9	49.9	43.1	33.3	20.9
27/07/2024 17:35	59.5	50.6	61.1	63.4	60.9	59.8	59.1	58	55.5	49.3	41.8	33.4	21.2
27/07/2024 17:40	60.9	55.7	65.4	67.4	64	60.7	60.2	59.5	56.8	51	44.3	35.4	22.7
27/07/2024 17:45	60.4	52.5	63	65.2	62.6	59.5	58	58.1	56.2	52.3	46	36.8	23.4
27/07/2024 17:50	61.1	49.1	61.3	64.3	63.4	61.5	61.2	59	56.9	51.8	44.1	35.7	29.7
27/07/2024 17:55	62.1	52.2	61.1	65	63.2	60.9	62.9	60.2	57.6	52.3	44.5	33.9	23.8
27/07/2024 18:00	72.4	61.4	65.7	67.9	76.1	74.8	72.2	71	67.9	62.1	53.7	41.5	27.3
27/07/2024 18:05	67.9	49.7	63	61.6	62	66	62.8	66.1	64.2	59.6	53	42	27.8
27/07/2024 18:10	68	48.9	63.1	61.5	61.8	62.3	61.8	65.8	64.8	59.3	53.4	42.5	30.3
27/07/2024 18:15	65.4	50	63.8	61.7	60.2	60.3	59.7	63.4	61.5	57.5	51.2	41.9	27.3
27/07/2024 18:20	65.5	49.4	63.7	61.3	60.2	60.1	58.9	62.5	61.9	58.1	53.1	42	27
27/07/2024 18:25	64.4	51	63.1	61.1	58.3	58.7	59.1	62.4	60.1	56.8	51.2	42.2	26
27/07/2024 18:30	64	48.9	63.2	62	61	60.5	58.8	61.9	60.1	56.3	49.4	40.3	25.9
27/07/2024 18:35	63.2	49.7	62.8	61.8	58.9	58.4	58.5	61.4	59.2	55.3	49.2	40.3	25.5
27/07/2024 18:40	64.3	48.9	64	64.6	61.7	61.4	59.6	62.6	60	56.2	51	41	26.3
27/07/2024 18:45	62.8	50.7	63.7	64.2	61.7	61.3	58	61	58.2	54.3	51.8	44.6	33.1
27/07/2024 18:50	63.8	49.9	64.3	63.5	61.5	59.2	58.9	62.2	60.1	54.8	48.8	40.6	24.1
27/07/2024 18:55	68.6	49.8	63.8	66.3	66.5	63.8	62.8	64.9	64.9	61.7	56.2	47.5	31.4
27/07/2024 19:00	61.2	49.7	64.2	62.6	60.1	59.2	58.3	60	56.8	52.5	45.6	35.7	23.2
27/07/2024 19:05	61.7	49.4	62.8	62.1	60.9	58.3	57.5	60.5	57.9	52.8	44.6	33.7	21.4
27/07/2024 19:10	64.1	48.5	63.6	63.7	61.8	62.6	60.5	62.5	59.5	55.4	52.3	45.9	34.4
27/07/2024 19:15	63.5	51.8	66.3	69.3	62.5	59.8	58.3	60.7	59	55.1	54.2	49.2	35.8
27/07/2024 19:20	64.4	52	64.8	64.4	62	60.3	59.1	60.6	58.7	57.5	56.7	50.3	37.4
27/07/2024 19:25	65.6	48.6	58.2	62.7	60.9	60.5	59.7	62.2	60.8	58.4	56.4	52.4	40
27/07/2024 19:30	66	48.4	56	62.4	62	62.8	63	64.1	60.7	57.6	56.7	50.2	38.3
27/07/2024 19:35	61.9	49.2	60.6	65.9	61.5	60.3	60.1	60.2	57.4	53.5	48.1	39.9	27.3
27/07/2024 19:40	60.9	46.3	52.7	56	59.4	58.3	57	57.9	56.1	53.6	50.1	46.3	36.8
27/07/2024 19:45	63.4	46	53.3	59.8	59.6	60.4	60	60.9	59.1	55.3	52.4	46.4	33.7
27/07/2024 19:50	63.2	53.9	65.6	67.5	66.8	61.5	60.1	61	58.8	55.4	50.4	42.7	30.3
27/07/2024 19:55	62.3	48.5	55.2	59.4	59.2	57.3	57.5	59.3	59.2	54.2	46	33.9	22.3
27/07/2024 20:00	61.3	52	64.5	63.7	64	60.2	57.7	57.8	57.2	54.4	48.5	34.7	21.3
27/07/2024 20:05	59.4	46.5	52.4	56.2	59.7	56.9	56.9	58.2	55.4	50.3	42.7	30.5	18.8
27/07/2024 20:10	60.4	45.4	54.4	65.1	61.5	58.2	57.8	58.8	56.3	51.6	45.1	36.2	22.6
27/07/2024 20:15	62.2	47.1	52.2	55.2	58	57.2	57.3	60.9	58.5	53.1	45.8	37.1	23.2
27/07/2024 20:20	61.2	47.2	53.9	56.9	59.6	57.7	57.6	60	56.9	52.2	47.5	39.9	26.6
27/07/2024 20:25	62.6	46.3	51.7	54.6	58.3	58.4	58.8	60.7	58.5	54	49.2	42.3	29.1
27/07/2024 20:30	61.8	48.1	57.2	65.9	61.5	59.3	58.7	59.8	57.5	53.9	47.8	39	24.7
27/07/2024 20:35	61.6	45.8	52.6	59.7	60.9	57.4	57.5	59.8	57.7	53.4	45.8	34.5	20.9
27/07/2024 20:40	59.7	45.9	51.6	57.9	58.6	56.7	56.8	58	56	50.8	42.5	31.1	19.4
27/07/2024 20:45	62.2	45.3	51.4	55.5	57.1	56.9	57.7	60.4	58.9	53.3	45.1	33.4	20.4
27/07/2024 20:50	60.9	44.9	51.2	56.3	58.3	57	57.3	58.2	57.3	52.9	46.8	35.5	21.9
27/07/2024 20:55	62.3	47.2	51.8	55.3	58.9	57	56.6	58.6	59.5	54.6	44.6	30.9	19.2
27/07/2024 21:00	60.4	46.9	56.3	58.3	60.2	57.7	57.1	58.7	56.7	51.7	43.1	34.2	22
27/07/2024 21:05	60.9	44.3	50.3	54.1	59.5	59.3	57.1	58.6	57.8	51.6	43.6	31.1	18.1

27/07/2024 21:10	61.3	45.9	53.4	56.4	60	59.3	58.2	59.9	57.6	51.7	45.6	34.2	21.7
27/07/2024 21:15	63.6	49.6	62.3	66.6	66.9	62.8	61.4	61.7	59.7	55	48.7	37.3	23
27/07/2024 21:20	64.5	48.7	60.8	65.4	64.6	61.6	61.5	62.1	61	55.7	49.8	36.6	22.6
27/07/2024 21:25	61.7	49.1	61.8	66.6	63.5	61.1	59.7	60.1	57.8	52.3	45.4	36.2	22.6
27/07/2024 21:30	61.5	49.1	61.5	64.8	63.4	62	60	60	57.5	51.6	45	35.4	22.6
27/07/2024 21:35	60.6	45.4	55.9	61.8	61.8	60	57.9	58.8	57	51.7	43.3	32.5	20.4
27/07/2024 21:40	60	46.5	54.5	61	61.6	59.2	57	58.2	56.6	50.8	41.7	30.4	19.3
27/07/2024 21:45	62.7	47.3	58.3	62.1	62.1	60.7	59.3	61.6	58.8	53.2	45.3	34.9	21.5
27/07/2024 21:50	61.3	46.8	58.9	64.3	64.3	62.4	59.5	59.5	57.4	52.2	44.7	35	22.7
27/07/2024 21:55	63.8	47.6	58.1	62.4	63.6	65.8	61.1	61.9	60	54.8	47.7	34.9	21.6
27/07/2024 22:00	60.9	50.1	60.3	66.5	64.1	63.7	60.1	59.4	56.8	51.1	42.9	31.1	20
27/07/2024 22:05	63.8	48.6	61	65	64.5	65.3	61.4	61.8	59.9	54.8	47.2	34.7	21
27/07/2024 22:10	62.3	46	57.4	62.2	65	65.3	61.2	60.9	57.8	52.2	48.6	33.8	21.8
27/07/2024 22:15	61.5	46.6	59.8	63.5	63.7	64.9	60.7	60.2	57.5	50.5	42.7	34.9	35.5
27/07/2024 22:20	66.6	49.4	61.4	67.7	69.2	67.4	63.7	62.2	63.7	58.6	47.8	37.5	22.8
27/07/2024 22:25	63.4	48.6	60.6	66.8	64.8	65.4	62.7	61.6	59.5	52.8	46.9	35	23.4
27/07/2024 22:30	63.8	52.1	64.4	67.1	66.4	67	61.8	61.8	60	54	46.7	37.7	23.4
27/07/2024 22:35	63.2	46.5	60.1	65.2	62.6	64.3	60.6	61.2	59.6	54.1	46.7	38.2	26.9
27/07/2024 22:40	66.3	48	59.9	64	63.2	66.4	61.1	62.6	63.9	57.4	48.8	36.5	21.6
27/07/2024 22:45	64.1	48.6	60.4	65.8	64.3	65.6	62	62.9	60.4	53.6	45.3	36.7	32.2
27/07/2024 22:50	66.3	47.9	58.8	66.6	67	65.7	61.3	63.7	63.1	58.2	50.2	37.5	23.6
27/07/2024 22:55	65.8	50.7	63.7	67.7	66.9	66.5	65.6	64.2	61.5	56.1	48.4	40.2	24.3
27/07/2024 23:00	63.5	46.7	56.1	63.8	63.8	65.7	61	61.5	60	53.9	45.6	32.9	19.9
27/07/2024 23:05	63	47.9	59.2	63.1	63.7	64.9	60.7	62.1	58.8	52.7	46.1	37.4	25.8
27/07/2024 23:10	61.6	47.7	57.5	62.9	64.6	65.2	60.8	60	57.2	52.1	43.1	31.5	20.7
27/07/2024 23:15	63.9	48.4	59.8	65.3	66.6	65.8	62.2	61.8	60	54.6	48.3	37	26.8
27/07/2024 23:20	64.8	48.4	60.6	66.6	66.5	66.7	63.4	62.5	61.3	55.3	47.7	37.2	22.6
27/07/2024 23:25	63.8	48.2	61.6	66.6	64.5	65.3	61.3	61.5	59.9	55.3	48.8	37.1	30.9
27/07/2024 23:30	63.3	48.6	60.7	68.1	67.4	66.6	64.1	61	59.2	53.3	45.7	35.4	22.1
27/07/2024 23:35	64.3	49	61.7	67.9	68.2	66	63.4	62.1	60.5	55.1	46.1	40.7	26.7
27/07/2024 23:40	64	48.6	63.2	69.5	73.7	66.4	63.9	61.5	59.7	54.5	47	38	34.3
27/07/2024 23:45	64.2	49.7	62.6	70.4	67	64.7	63.4	62.2	60.4	54.5	47	37.3	24.1
27/07/2024 23:50	65.1	48.7	62.4	66.5	65.1	67.2	61.9	63.4	61.8	54.8	46.3	35.9	22.9
27/07/2024 23:55	65	48.8	63.6	66.4	66.5	66.5	63.1	63.5	61.4	54.4	46.4	36.1	23.3
28/07/2024 00:00	67.3	48.6	63.8	68.6	66.8	66.4	61.7	62.6	64	60.3	53.8	47	28.5
28/07/2024 00:05	65	49.8	63.6	68.7	67.7	65.5	60.9	62.1	62.1	55.5	48.3	41.8	28.8
28/07/2024 00:10	60.8	47	60.6	68.3	67.1	64.8	59.2	59	56.5	51.6	44.2	35	22.8
28/07/2024 00:15	63.5	46.7	56.7	63.1	64.2	66.5	62.2	62.9	58.6	52.7	46.1	35.8	22.1
28/07/2024 00:20	62.2	48.4	60.7	67.4	65.4	64.3	61.2	60.2	58.2	53	45.4	35.8	23.6
28/07/2024 00:25	64	47.7	63.1	69.9	66	64.1	62	62	60.2	54.8	47.8	38.4	25.5
28/07/2024 00:30	62.6	47.4	61.5	67.4	65.1	64.7	60.8	60.4	58.6	53.8	47.6	37.4	23.9
28/07/2024 00:35	64.5	47.6	61.6	67.1	68.4	66	62.9	62	60.9	55.6	49.4	38.9	27.1
28/07/2024 00:40	62.2	49	61.5	64	64.1	63.7	59.8	59.1	57.6	55.9	45.4	35.1	26.6
28/07/2024 00:45	62.3	49.9	61.8	65.7	64.7	62.1	60.5	59.8	58.4	53.8	47.6	39.1	34.8
28/07/2024 00:50	63.1	48	62.5	67.9	65.5	61.7	60.3	60.7	59.3	54.8	48.4	38.1	24.3
28/07/2024 00:55	64.5	46.7	61.4	65.9	63.7	61.4	59.7	58.9	60.7	58.8	51.1	39	23.3

28/07/2024 01:00	64.8	47.2	61.1	65.8	65.8	61.5	60.7	60.9	61.1	57.7	52.3	38.7	24.6
28/07/2024 01:05	62.4	48.4	62.8	69.4	68.1	61.3	59.6	60.4	58.8	53	46.6	38.3	35.2
28/07/2024 01:10	61.6	50.8	65.1	70.5	66.9	62.1	60.2	59.1	57.7	52.7	46.8	43.2	30.6
28/07/2024 01:15	61.9	47.1	62.8	68.2	67.9	61.4	59.3	59.2	58	53.2	48.1	42.3	52.5
28/07/2024 01:20	61.7	47.7	61.7	66.6	65	60.3	59.3	60	57.9	52.6	46	37.5	25.8
28/07/2024 01:25	60.6	45.9	59.5	64.7	64	59.5	58.4	58.4	57.1	51.1	45.6	37	24.9
28/07/2024 01:30	59.8	46.4	60.7	67.3	64.7	60.4	59.5	57.4	55.6	51	44.8	35.4	22.9
28/07/2024 01:35	62.7	47.9	62.1	69	67.8	60.6	59.1	60.1	58.3	54.5	51.9	46.2	33.2
28/07/2024 01:40	63.4	47.9	61.9	67.7	66.3	62.2	60.9	61.2	59.3	54.6	50.7	43.6	30.7
28/07/2024 01:45	65.6	47.1	64.4	69.6	65	60.5	59.3	61.1	58.9	58	59.9	47	37.6
28/07/2024 01:50	65.3	47	60.8	68.2	71	63.5	62.5	62.9	61.9	55.9	50.9	43.5	29.9
28/07/2024 01:55	71.4	47.7	62.3	68.9	71.3	66.8	69	68.8	68.5	61.8	55	45.7	30.7
28/07/2024 02:00	64.8	47	60.5	67.8	65	66.5	63.1	62.5	60.9	56	48.8	41.3	34.4
28/07/2024 02:05	62.4	48.8	62.4	66.2	65.6	62	60.6	59.9	59	53.1	45.7	36.8	25.3
28/07/2024 02:10	61.1	47.3	60.8	64.9	62.4	59.8	58.5	59.5	57.1	51.6	46.3	35.7	25.3
28/07/2024 02:15	60.5	49	59.2	66.7	62.2	59.2	58.1	58	57.1	51.8	44.7	36.4	27.9
28/07/2024 02:20	59.4	46.1	58.6	64.3	63	59	58	58	55.6	48.9	41.5	31.6	22.4
28/07/2024 02:25	64.2	48.4	62.7	70.3	69.7	64.5	61.6	63.3	59.9	53.9	47.6	41.1	28.7
28/07/2024 02:30	61	46.9	62.7	68.4	65.1	61.5	58.8	59.2	57.2	51.8	44.9	38.2	26.1
28/07/2024 02:35	61.6	47.1	60.3	65.1	63.5	60.8	59.4	59.5	58.2	52.4	45	34.6	23.7
28/07/2024 02:40	58.3	45.4	57.7	65	62	57.4	56.3	55.9	54.9	49	40.8	31.2	22.1
28/07/2024 02:45	58.9	44	58.3	64.7	65.3	58.9	58.3	56.7	55.4	48.6	42.4	37.2	26.7
28/07/2024 02:50	59.7	46.7	60.5	64.6	62.9	58	56.8	57.6	56.1	50.6	43.6	35.6	24.3
28/07/2024 02:55	64.9	47.6	61.3	64.8	64.3	60.9	60	61.4	62.2	55.9	51.2	38.4	30.7
28/07/2024 03:00	60	45.1	57.6	63.5	60.2	57.1	55.7	57.8	56.6	51.3	44.8	33	23
28/07/2024 03:05	60.7	46.4	59.1	63.6	59.9	58.3	57.5	58.3	57.8	50.7	43.7	33.5	22.7
28/07/2024 03:10	58.4	46.6	57	61.1	60.1	58.2	56.8	56.6	55	48	39.7	31.2	22
28/07/2024 03:15	59	44.6	57.3	65.4	65.2	58.5	56.9	55.6	55.2	51.1	45.2	34.5	23.5
28/07/2024 03:20	56.9	43.8	56.5	60.8	58.5	57	55.2	54.3	53.6	47.4	41.2	33.9	23.9
28/07/2024 03:25	58.9	47.1	59.2	64.8	62.9	59.4	57.9	56.8	55.3	48.9	43.5	37.6	30.8
28/07/2024 03:30	59.1	42.4	52.7	56.6	57.2	53.7	52.8	55	56.2	51.7	44.2	32.5	22.1
28/07/2024 03:35	58.6	44.1	55.5	60.2	60.2	57	57.3	56.9	54.8	48.9	42.7	32.2	21.7
28/07/2024 03:40	57.1	44.5	55.8	61.8	61.6	58.1	56.2	54.9	53.3	47.8	41.5	31.9	22.4
28/07/2024 03:45	56	44.3	57.2	61.8	59.1	54.5	54.5	54.4	51.5	47.5	42.2	32.6	22.1
28/07/2024 03:50	59.1	69.8	68.8	66.9	64.6	61.4	59.2	56.9	54	50.2	46.3	40.3	41.7
28/07/2024 03:55	60.7	44.2	58.4	66.2	61.2	57.2	57.4	57.8	57.4	52.4	45.2	37.4	20.4
28/07/2024 04:00	59.2	45.6	59.1	64.3	61.2	57	57.9	57	55.3	50.4	44.6	35.8	23.7
28/07/2024 04:05	61.8	43.5	56.4	62.1	63.6	56.9	58.8	59.7	57.7	53.7	48.6	40.9	26.6
28/07/2024 04:10	58.5	44.3	57.9	63.3	58.1	54.6	53.5	57.2	54.1	50.1	44.3	32.7	19.9
28/07/2024 04:15	57.3	43.9	57.3	60.9	61	56.2	54.1	54.1	52.9	49.9	46.1	38.3	24
28/07/2024 04:20	58.5	46.1	61.2	63	62.6	57.6	56.5	56	54.8	49.8	43.2	34.7	21.2
28/07/2024 04:25	55.7	42.2	52.5	61.1	59	54.7	53.3	53.6	52	46.5	40	29.4	18
28/07/2024 04:30	58.1	43.3	54.4	58.3	58	53.9	51.7	53.6	55.5	49.9	45.2	35.3	32.2
28/07/2024 04:35	58.7	49.3	61	61.1	60.6	58.2	56.6	56.3	55.3	49.2	43.2	32	19
28/07/2024 04:40	62.3	46	61	63.4	61	59.5	57.7	57.9	58.9	55.4	49.5	35.2	33
28/07/2024 04:45	58.4	41.1	51.3	57.3	55.3	53.4	51.7	52.1	54.3	52.8	47.4	29.5	16.5

28/07/2024 04:50	56.3	43.3	54.8	59.4	56.9	56.4	55.5	53.2	52.9	47.3	41.1	29.8	19.8
28/07/2024 04:55	52	40.6	46.2	49.9	51.5	49.4	46.6	44.4	49.1	45.8	39.1	23.1	16.1
28/07/2024 05:00	56.5	43.1	52.7	55.1	56.4	55.7	53.6	52.9	53	49.2	41.1	26.7	16.3
28/07/2024 05:05	52.1	42.2	50.5	53.4	57.4	52.9	50.8	49.3	48.2	43.5	37.5	27.1	17.2
28/07/2024 05:10	50.4	41.1	52.6	57.8	52.7	50.2	47.4	49.1	46.7	40	33.8	25.5	15.5
28/07/2024 05:15	55.2	40.7	50.8	52.4	51	52.1	50.6	52.8	52.6	45.1	38.7	29.4	18.6
28/07/2024 05:20	55.1	39.9	45.9	47.5	48.5	50.8	50.6	52.2	52	46.6	39.1	35.5	23.9
28/07/2024 05:25	51.1	40.9	50.9	55.8	53.4	52.2	50.2	48.7	47.4	42.1	34.9	22.4	15.1
28/07/2024 05:30	56.1	41.4	56.5	58.8	55.1	51.5	48.7	48.1	51.4	51.3	46	30	16.8
28/07/2024 05:35	48.4	39.7	45.9	47.9	51.1	49.8	46	46	43.6	40.9	35.4	21.2	14.9
28/07/2024 05:40	54	42.7	53.2	58.8	55.1	54.4	52.4	51.6	50.8	44.2	36.6	25.5	15.8
28/07/2024 05:45	53.1	41.8	51.1	54.6	54.2	54.1	52.1	50.4	50	43.1	36.4	26.2	16.2
28/07/2024 05:50	56.8	42.8	53.4	59.2	58.5	56.2	53.1	51.8	52.8	50.3	45.2	31.6	17.7
28/07/2024 05:55	52.8	40.8	46.1	48.7	49.8	50	46.9	44.9	48.8	48	39.7	25	14.8
28/07/2024 06:00	54.4	42.8	52.5	55.4	54.4	54.5	53.4	52	51.1	43.9	36	27.6	16.5
28/07/2024 06:05	52.1	49.1	54.2	56	54.3	52.8	50.7	49.1	48.3	43.5	37.8	25.7	15.9
28/07/2024 06:10	58.5	41.3	47.3	49	49.9	55.2	54.6	55.3	53.8	52.2	46.5	31	16.4
28/07/2024 06:15	58.4	42.5	53.2	58.2	58	58.3	56.4	56.4	54.4	49.2	44.2	34.7	19.9
28/07/2024 06:20	54.6	41.8	52.7	58.1	56.3	53.9	51.1	49.9	50.8	47.5	42.9	27.5	15.5
28/07/2024 06:25	59.4	50.8	64.4	70.5	65.4	59.7	57.2	56	54.6	52.7	47.5	39.4	26.7
28/07/2024 06:30	48.8	44.5	57.9	59	54.1	51.4	48.5	46.7	44.2	39.8	34	27.1	16.6
28/07/2024 06:35	47.4	48.3	56.9	56.6	54.6	52.3	48.6	45.7	42.2	37.6	30.2	19.3	14.6
28/07/2024 06:40	52.1	49.1	54.2	56	54.3	52.8	50.7	49.1	48.3	43.5	37.8	25.7	15.9
28/07/2024 06:45	58.5	41.3	47.3	49	49.9	55.2	54.6	55.3	53.8	52.2	46.5	31	16.4
28/07/2024 06:50	58.4	42.5	53.2	58.2	58	58.3	56.4	56.4	54.4	49.2	44.2	34.7	19.9
28/07/2024 06:55	54.6	41.8	52.7	58.1	56.3	53.9	51.1	49.9	50.8	47.5	42.9	27.5	15.5
28/07/2024 07:00	59.4	50.8	64.4	70.5	65.4	59.7	57.2	56	54.6	52.7	47.5	39.4	26.7
28/07/2024 07:05	48.8	44.5	57.9	59	54.1	51.4	48.5	46.7	44.2	39.8	34	27.1	16.6
28/07/2024 07:10	47.4	48.3	56.9	56.6	54.6	52.3	48.6	45.7	42.2	37.6	30.2	19.3	14.6
28/07/2024 07:15	62.9	48.5	60.4	70.2	64.9	63.3	61.8	60.1	57.3	55.7	52.5	42.2	26.5
28/07/2024 07:20	59.4	50.8	64.4	70.5	65.4	59.7	57.2	56	54.6	52.7	47.5	39.4	26.7
28/07/2024 07:25	48.8	44.5	57.9	59	54.1	51.4	48.5	46.7	44.2	39.8	34	27.1	16.6
28/07/2024 07:30	47.4	48.3	56.9	56.6	54.6	52.3	48.6	45.7	42.2	37.6	30.2	19.3	14.6
28/07/2024 07:35	52.1	49.1	54.2	56	54.3	52.8	50.7	49.1	48.3	43.5	37.8	25.7	15.9
28/07/2024 07:40	58.5	41.3	47.3	49	49.9	55.2	54.6	55.3	53.8	52.2	46.5	31	16.4
28/07/2024 07:45	58.4	42.5	53.2	58.2	58	58.3	56.4	56.4	54.4	49.2	44.2	34.7	19.9
28/07/2024 07:50	54.6	41.8	52.7	58.1	56.3	53.9	51.1	49.9	50.8	47.5	42.9	27.5	15.5
28/07/2024 07:55	59.4	50.8	64.4	70.5	65.4	59.7	57.2	56	54.6	52.7	47.5	39.4	26.7
28/07/2024 08:00	48.8	44.5	57.9	59	54.1	51.4	48.5	46.7	44.2	39.8	34	27.1	16.6
28/07/2024 08:05	47.4	48.3	56.9	56.6	54.6	52.3	48.6	45.7	42.2	37.6	30.2	19.3	14.6
28/07/2024 08:10	62.9	48.5	60.4	70.2	64.9	63.3	61.8	60.1	57.3	55.7	52.5	42.2	26.5
28/07/2024 08:15	56.6	47	58	63.5	59.4	56.4	55.6	53.4	51.6	49.4	44.4	37	28.3
28/07/2024 08:20	53.2	49.9	56.7	57.9	57.5	54.2	54	51.4	47.8	45.2	37.3	27.8	21.6
28/07/2024 08:25	52.7	46.8	57.2	59.7	57.9	54.6	53.2	50.7	48.7	42.7	35.9	27.3	16.6
28/07/2024 08:30	48.9	43.5	49.1	50.9	55.9	51.8	49.7	46.2	43.6	41.4	33.2	21.5	15.1
28/07/2024 08:35	56.2	48.6	60.4	64.6	61.3	57.8	56	53.9	51.7	46.1	44.6	28.4	26.8

28/07/2024 08:40	51.6	44.8	51.6	55.6	56.6	54.4	51.7	49.5	46.9	42.7	37	31.5	23.9
28/07/2024 08:45	58.8	49.2	58.8	60.5	59.7	58.5	58	55	54.7	51.8	43.2	30.2	17.5
28/07/2024 08:50	65.5	46.5	54.8	57.2	60.3	62.7	60.2	57.3	61.1	60.9	51.6	39.2	23.9
28/07/2024 08:55	68.2	50	59	60.8	61.4	60.7	64.2	65.2	62.5	61.7	57.5	53.2	46.2
28/07/2024 09:00	60.6	51.7	65.5	65.4	64.1	62.1	60	57.9	55.8	52.7	47.7	38.3	24.7
28/07/2024 09:05	54.3	46.2	55.7	60.9	59.4	56.9	55.7	52.1	50.2	43.6	36.7	29.2	16.7
28/07/2024 09:10	58.2	53.3	57.5	60.5	57.1	57.3	56.4	53.7	54.6	50.3	46.6	32.1	17.3
28/07/2024 09:15	56.2	47.9	55.9	59.6	57.4	55.3	53.7	51.7	52.6	49.2	43.6	29.2	16.9
28/07/2024 09:20	55.3	49.6	58.4	59.3	58.2	55.9	54	52.3	49.8	48.3	43.9	42.1	26.6
28/07/2024 09:25	53.5	52.2	58.9	60.9	57.9	55.5	53.5	50.6	49.2	45.4	38.9	29.4	17.8
28/07/2024 09:30	57.4	50.1	61.7	60.8	60.4	57.1	57.2	55.4	53.5	47.4	42.1	34.7	21.2
28/07/2024 09:35	52.6	48.2	57.1	56.7	56	53.6	52	48.6	48.3	45.6	39.2	25.8	15.9
28/07/2024 09:40	53.1	51.1	62.3	61.5	60.1	55.2	53.9	50.2	48.5	44.9	38.6	30.5	18.4
28/07/2024 09:45	51.1	47.3	53.2	56.4	56.6	53.4	51.5	48.7	45.9	43.4	36	27.5	16.9
28/07/2024 09:50	54.3	53.2	59.1	60.2	60.2	57.7	55.4	52.4	49	45.5	38.5	30.1	18.9
28/07/2024 09:55	54.9	49.2	56.5	56.6	55.3	53.4	53.4	50.7	51.6	47.1	39.9	30.1	19.8
28/07/2024 10:00	53.8	49.4	61	65	57.9	55.8	54	51.7	49.7	44.3	36.3	27.7	19.2
28/07/2024 10:05	59.2	49.4	57.6	61.8	59.1	57.1	55.9	53.9	54.6	52.4	50.4	33.6	22.6
28/07/2024 10:10	54.3	50.7	59.1	60.5	59.9	57.2	54	51.6	49.6	46.8	39.1	28.1	16.7
28/07/2024 10:15	56.7	56	63.7	66.5	59.3	56.5	55.1	54.6	53.2	46.8	39.5	35.7	23.2
28/07/2024 10:20	59	47.7	58.3	59.9	59.8	57.4	56.3	56.5	54.8	51.6	43.2	33.7	20.6
28/07/2024 10:25	58.1	51.1	59.3	60.8	59.6	56.9	54.8	53.4	54.7	51.3	44.5	34.4	20.6
28/07/2024 10:30	65.6	51.1	59	63.4	59.6	56.8	56.4	58.2	62.8	59.3	52.9	36.3	20.4
28/07/2024 10:35	64.6	51.4	66.2	63.9	63.7	59.5	59.3	59.2	61.8	57.3	49.8	32.5	18.5
28/07/2024 10:40	63.5	47.5	57.1	60.6	59.2	56.8	57	57.8	60.7	56.7	49.2	33.6	19.5
28/07/2024 10:45	56.4	51.3	61.8	63.2	60.6	57.3	56.1	54.6	52.2	46.8	40.1	32.6	20.7
28/07/2024 10:50	54.3	50.1	57.3	59.1	57.4	55.5	54	51.8	49.7	46.1	40.1	34.1	22.5
28/07/2024 10:55	57.6	52.5	58.9	63.9	61.1	57.4	55.1	54.3	53.5	50.7	42.9	33.1	21.4
28/07/2024 11:00	61.3	51.5	60.8	69.9	65.7	60	60	59.9	56.5	52.4	46.9	38.7	26.2
28/07/2024 11:05	57.5	50.6	59.2	66.8	59.4	56.6	55.9	54.6	53.4	49.5	44.3	33.4	21.6
28/07/2024 11:10	55.8	49.2	55.4	59.7	61.5	57.2	55.2	54.2	51.4	46.6	39.4	30	19.2
28/07/2024 11:15	56.8	51.9	59.3	62.2	63.4	59.1	58.3	55.6	52	45.6	38.8	29.7	18
28/07/2024 11:20	57.9	50.4	58.8	61.6	58.7	57.9	57.5	56	54.1	48.1	40.2	31.1	19.6
28/07/2024 11:25	57.3	54.6	58.5	63.6	61.1	57.9	56.2	55.1	53.2	48.4	41.7	30.6	18.9
28/07/2024 11:30	55.1	49	55.9	58.6	57.5	55.3	54.1	54	50.3	46.2	39.3	30.4	25.8
28/07/2024 11:35	58.8	51.7	59	62.1	59.9	58.6	56.8	56	54.4	51	46.1	35.3	21
28/07/2024 11:40	57.6	51.5	59.6	61.4	60.8	58.7	56.7	55	53.3	49.8	40.7	30.4	18.2
28/07/2024 11:45	56.8	56.2	61.8	65.5	60.9	59.1	56.4	55	52.3	47.2	41	38.1	22.2
28/07/2024 11:50	58.2	50.5	59.6	66.3	61.5	58.4	57.9	56.8	53.7	48.4	41.8	34.6	22.2
28/07/2024 11:55	60.2	51.4	60.7	63.8	61.4	59.5	58.8	58	56.5	51.1	43.3	31.6	19.8
28/07/2024 12:00	57.1	48.5	55.9	60.2	60.1	57.8	56.3	55.5	53.1	47.4	40.4	30.1	19
28/07/2024 12:05	56	50.6	55.9	57.1	58	56.5	54	54.3	51.4	48.3	40.3	30.4	18.3
28/07/2024 12:10	59	56.2	61.3	66	61.2	57.3	55.2	57	55.6	50.1	41.7	33.3	28.8
28/07/2024 12:15	57.2	50.7	60.1	63.1	60.8	57.3	55.7	55.6	53.2	47.7	40.4	31.6	20.6
28/07/2024 12:20	58.9	52.4	63.1	69.5	62.3	58.7	57.9	57.3	54.6	50.1	42.1	33	20.8
28/07/2024 12:25	57.7	51.6	59.2	59.8	60	58.8	56.3	55.9	53.9	48.3	40.7	31.5	19.3

28/07/2024 12:30	58	48.3	57.4	64.4	61.2	61.8	57	55.6	53.4	49.5	44.5	35.3	23.7
28/07/2024 12:35	58.2	49.8	57.6	64.5	63.5	60.5	58	56.6	53.1	49.2	44.1	35.2	22.3
28/07/2024 12:40	57.7	51.8	59.3	62.9	62.1	57.7	55.1	55.9	53.5	49.4	42	33.9	22.1
28/07/2024 12:45	57	50.3	56.7	61.2	59.5	57.1	56.1	55.6	52.8	47.6	40.7	32.2	20.4
28/07/2024 12:50	58.2	51	60	62.1	60.7	57.5	56.1	56.3	52.9	51.6	42.7	33.6	21.5
28/07/2024 12:55	58.1	51.9	57	58.2	59	55.9	54.9	56.7	53.2	50.7	41.1	30.9	19.9
28/07/2024 13:00	57.3	48.6	55.9	61.7	56.9	57	56.2	55.7	53.1	48.1	41.9	31.3	19.4
28/07/2024 13:05	56.3	49.6	55.7	56.8	57.6	56.8	55.3	55.3	51.2	47.5	40.2	32	20
28/07/2024 13:10	56.8	50.4	59.5	60.8	59.2	57.4	55.1	55.2	52.4	48.2	40.3	31.2	20.2
28/07/2024 13:15	56.6	48.2	56.5	60.1	59.2	57	56.3	54.8	52.4	47.6	40	30.2	19.1
28/07/2024 13:20	58.9	51.1	59.7	62.8	61.8	58.9	57.4	56.1	55.1	50.4	45.2	33.1	19.6
28/07/2024 13:25	58.8	52.9	60.1	62.7	60.4	57.9	55.6	56	55.5	50	43.8	32.8	22.4
28/07/2024 13:30	58.4	52.1	60.2	63.9	61.5	59.1	57	56.2	54.5	49.2	43	32.5	24.2
28/07/2024 13:35	57.4	51.3	57.3	59.5	60.5	56.4	55.5	56	53.3	48.3	40.1	30.7	19.1
28/07/2024 13:40	58.3	51.4	59.5	60.9	61.5	58.9	57.3	56.4	53.8	49.9	41.7	31.8	21.2
28/07/2024 13:45	57	52.5	61.2	64.4	58	57.1	55.4	55.3	52.6	48.4	43.1	33.5	20.4
28/07/2024 13:50	56.8	49.4	57.9	61.9	58.7	57.5	56.3	54.8	52.7	47.5	40.2	30.3	19.9
28/07/2024 13:55	57.2	48.9	60.7	63.3	61.7	58.4	56.5	55.6	53	47.9	39.4	29.4	18.6
28/07/2024 14:00	58.8	49.8	59.4	63.5	63.3	59.3	57.5	56.6	55	49.5	42.8	33.5	22
28/07/2024 14:05	58.1	50.1	57.2	64.2	59.8	57.2	56.3	56.4	54	49.2	41.8	36.9	27
28/07/2024 14:10	59.1	51.8	60.1	66	63.2	63	59.9	57	53.9	50	43.4	35	28
28/07/2024 14:15	57.3	53.5	61.2	62.3	59.9	57.5	56.6	56	52.7	48.2	41.1	31.8	20.5
28/07/2024 14:20	56.6	48.5	55.9	60	58.9	56.6	56.3	55.1	52	47.8	39.9	30.5	20.1
28/07/2024 14:25	59	49.6	60	64.8	61.4	58.9	57.4	56.7	54.6	51.3	42.5	38	47
28/07/2024 14:30	56.9	50	60.6	64.7	60.1	58	57.4	55.4	52.7	46.4	40	30.4	18.7
28/07/2024 14:35	59.2	53	60.5	67.1	69	61.4	59	57.3	55.2	49.2	42.5	32.9	20.9
28/07/2024 14:40	58	49.7	58.4	62.6	60.3	58.1	57.8	56.6	53.8	47.8	41.4	32.5	20.3
28/07/2024 14:45	60.5	52	60.6	65.8	65.8	63.6	61.2	58.2	55.9	51.5	45.1	36.2	22.8
28/07/2024 14:50	57.5	52.7	61.1	64.8	62.3	58.7	57.3	56	53.1	47.8	40.7	31.9	20.9
28/07/2024 14:55	59	52.6	63	68.5	64.6	59.9	58.7	57.2	54.2	50.4	44.3	36.7	30.4
28/07/2024 15:00	60.2	52.2	61.8	66	64.3	61	60.3	59.1	54.9	50.7	44.9	36	24.2
28/07/2024 15:05	58	52.9	59.8	66.5	62	58.1	57.5	56.1	53.8	49.2	41.9	32.5	21.3
28/07/2024 15:10	57.9	52.5	60	65.4	61.2	58.6	57.7	56.3	53.5	48.7	41.3	32.8	22.7
28/07/2024 15:15	59.5	53.2	58.1	62.8	62.2	59.3	58.3	58.4	55	50.2	45	36.6	23.8
28/07/2024 15:20	56.9	52.3	62.2	64.6	62.8	57.4	56.3	55.5	52.3	47.3	43	34.6	23.6
28/07/2024 15:25	61.4	52.6	62.4	65.6	65.2	62.1	58.9	60.5	56.5	51.9	44.4	34.7	22.7
28/07/2024 15:30	58	51.1	58.6	63.4	61.5	58.5	57.5	56.4	54	48.2	41.3	32.1	19.6
28/07/2024 15:35	58.8	53.4	61	63.6	63.4	59.3	58.3	57.1	54.6	49.4	42.3	32.4	20.9
28/07/2024 15:40	58.8	54.1	62	63.8	62.5	58.3	56.9	56	54.9	51.2	41.3	32.1	21.2
28/07/2024 15:45	57.7	52.6	63.7	65.1	63.4	57.4	56.6	55.8	53.5	48.8	41.7	31.7	20
28/07/2024 15:50	63.3	49.4	58.8	63.2	64.1	69.3	68.3	60.8	55.4	51.1	43.7	34.6	21.7
28/07/2024 15:55	60.2	51.6	60	65.3	63.1	60.3	60.4	58	55.9	51.5	43.3	33.6	21.9
28/07/2024 16:00	58.5	49.7	59.6	64.9	61.1	58.9	57.8	56.7	53.9	49.7	45	32.7	20
28/07/2024 16:05	58.4	51.2	61.4	63.7	59	57.6	57.6	56.7	54.2	49	42.1	32.9	21.8
28/07/2024 16:10	58.8	50.2	60.1	59.7	62.3	59.6	58.6	56.1	54.3	50.9	44.7	31.9	21.4
28/07/2024 16:15	56.4	50.7	58.7	61.4	57.9	56.9	56.1	54.9	51.4	47.8	39.7	30.8	18.5

28/07/2024 16:20	59.5	52.9	61	65.4	63.9	58.9	58	57.4	55.5	50.7	44.2	35.2	22.4
28/07/2024 16:25	60.3	49.8	59.7	65.8	63.1	64.9	61.9	58	55.6	50.2	43.8	36	23.2
28/07/2024 16:30	64.2	50.4	59.1	63.9	68.1	71.9	68.6	63.5	55.2	49.5	42.5	33.5	20.6
28/07/2024 16:35	59.4	51.4	59.5	63.8	63.6	59.9	59	57.4	55.3	50	43	32.3	20.7
28/07/2024 16:40	61.9	53.5	61.7	64.8	62.2	60.4	59.5	59.5	58	54.2	44.8	33.8	22.6
28/07/2024 16:45	67	52.8	60.4	63.9	61.3	61.8	58.5	61.2	63.7	61.3	51.2	35.4	22.1
28/07/2024 16:50	66.3	49.2	58.1	68.5	67.1	66.3	60.5	61.4	62.6	60.4	51.3	36.2	22.8
28/07/2024 16:55	72.2	52.9	59.6	65.9	71.3	61.3	58.9	61.2	68.5	68.2	51.9	35.7	22.9
28/07/2024 17:00	59.1	50.2	61.3	66.8	66.1	59.4	58.9	57.2	54.6	50.2	43.7	34.3	24.7
28/07/2024 17:05	58.5	49.4	64.1	68	62.3	58.7	58.2	56	53.7	50.8	45.9	34.9	27.8
28/07/2024 17:10	65.5	52.3	62.2	68.5	69.9	64.1	63.6	63.5	60.2	57.8	53.9	43.1	29.1
28/07/2024 17:15	60.8	52.4	61	67.3	65.7	60	59.4	59.3	57.1	50.7	43.9	34.6	21.7
28/07/2024 17:20	58.7	46.8	58.6	63	63.5	58.9	57.6	56.9	54.7	48.9	43.3	34.6	22.8
28/07/2024 17:25	58.4	52.8	59.2	66.3	63	58.5	57.7	56.7	54.1	49.4	40.7	30.4	18.6
28/07/2024 17:30	60.9	50.2	63.1	70.9	64.8	60.8	60.9	59.1	57	50.7	43.9	35.7	23
28/07/2024 17:35	57.3	48.6	56	59.4	65.1	58.1	57.2	56.1	52.7	47.3	41.9	32.6	19.7
28/07/2024 17:40	59	50.4	58	62.1	61.4	59.7	58.5	57	54.3	50.8	44.3	35.7	24.2
28/07/2024 17:45	61.2	50.3	61.3	64.5	64.8	60.4	59.9	59.4	57.1	52.1	46.6	34.4	20.9
28/07/2024 17:50	59.2	48.5	57.7	64.5	62.5	57.8	57.5	57.4	54.9	50.9	42.4	40.5	35.8
28/07/2024 17:55	61.3	52.6	60.2	67.3	61.5	58.1	57.9	59.5	57	52.3	44.8	51.6	36.1
28/07/2024 18:00	60.7	50.1	60.5	65.6	60.9	58.4	58.6	59.6	56.3	51.3	44.4	35.9	23.2
28/07/2024 18:05	60	49.2	58.2	62.7	60.2	59.2	58.7	59.1	55.8	49.8	42.6	32.9	20.7
28/07/2024 18:10	61	51.5	62.3	65.7	67.8	59.4	59.1	59.5	56.9	51.9	44.4	33.6	20.5
28/07/2024 18:15	59.3	48.4	54.4	61.1	58.4	57.2	57	58	55.2	49.9	42.3	37.7	27.6
28/07/2024 18:20	58.7	47	54.5	56.5	58.1	56.1	56.1	56.8	54.7	49.9	44	30.2	18
28/07/2024 18:25	60.2	50.5	60.1	64.5	63	59.1	58	57.7	55.9	52.6	46.2	33.9	22.1
28/07/2024 18:30	69.4	48	55.8	63.3	61.1	58	57.5	58.4	65.4	64.1	60.7	51	29.4
28/07/2024 18:35	57.9	48.4	57.6	60.4	62.5	58.1	55.9	55.9	53.7	49.4	43.8	33	20.6
28/07/2024 18:40	59.9	51.6	61	64.2	62	59.4	58.2	58.3	55.7	50.6	44.6	33.2	20.3
28/07/2024 18:45	62.2	49	57.9	61.6	60.1	56.9	56.7	58.8	58	56.3	48.2	36.5	22.4
28/07/2024 18:50	62.2	47.9	58.1	64.6	63.6	58.8	57.7	59	58.2	55.7	48.2	35.8	21.2
28/07/2024 18:55	58.9	50.3	59.5	64	62.7	60.1	57.8	56.2	54.9	50.7	42.4	30.3	18.8
28/07/2024 19:00	56.7	46.2	56.9	62	59.9	58.5	57.6	55.6	52	45.4	38.1	29.3	19
28/07/2024 19:05	60.1	48.6	56.1	59.6	60.4	58	58.1	58.6	56.2	50.4	43.2	30.9	19.4
28/07/2024 19:10	60.2	49.1	57.6	63.4	63.9	60.4	59.4	59	55.1	51.3	45	35	22.1
28/07/2024 19:15	57	48.2	57.3	62.6	61.8	59.4	57.9	55	52	48	40.9	30.1	19
28/07/2024 19:20	56.3	50.4	58.3	61.8	62.8	57.8	56	54.2	51.8	47.5	40.6	30.6	19.5
28/07/2024 19:25	56.6	45.2	55.7	59.4	59.8	57.1	55.9	54.6	52.1	48.1	42.4	29.2	20.4
28/07/2024 19:30	56.1	47.1	58.8	62.9	60.4	56.9	56.1	54.6	51.9	46.3	39.7	31.3	20.4
28/07/2024 19:35	60.6	45.4	58.5	62.8	63.8	60	60	58.8	57	50.3	42.6	32.2	19
28/07/2024 19:40	55.6	50.2	57.1	57.4	61.5	57.2	55.4	53.4	51.2	47.2	39.5	28.7	18.8
28/07/2024 19:45	56.7	51	61.1	63.8	59.4	56.8	56.2	54.6	52.7	47.4	41.4	32.3	19.7
28/07/2024 19:50	57.1	48.2	59.1	59.5	57.8	55.5	54.8	53.6	53.2	49.5	44.7	30.8	18
28/07/2024 19:55	58.7	47.2	58.8	63.4	61.6	59.6	57.4	55.7	54.7	51.1	41.3	28.2	17.4
28/07/2024 20:00	57.7	49.5	57.6	62.4	62.8	64.9	61.2	54.5	51.9	46.7	39.5	30	18.6
28/07/2024 20:05	56.3	48.2	57.8	61.4	59.6	57.2	56	54.2	52.3	47	39.1	28.9	18.1

28/07/2024 20:10	56.2	46.5	55.4	58.8	59.4	57.6	56.2	54.3	51.8	47.5	38.7	28.7	18.3
28/07/2024 20:15	55.9	44.4	54.6	61.6	57.9	56.5	55.1	53.2	51.6	48.2	41.1	32	22.5
28/07/2024 20:20	59.1	47.2	59.3	62.1	59.9	59.3	58.2	57	55.5	50	41.4	31.2	19.6
28/07/2024 20:25	57.9	46	56	58.7	60.6	59	57.5	55.8	54.1	48.9	39.6	30.6	22.8
28/07/2024 20:30	57.2	49.7	60.7	61.6	59.8	58.7	56.9	55.7	53.1	47	40.6	29.2	17.8
28/07/2024 20:35	56.8	46.8	55.3	62	63.5	57.7	56.1	54.7	53	47.1	39.8	29.4	19.9
28/07/2024 20:40	57.6	49.7	57.2	61.5	61.2	57.8	55.5	55	53.8	50	41.5	31.2	21.4
28/07/2024 20:45	56.3	45.5	56.6	60	57.4	55	53.6	53.5	52.1	49.1	42.5	31.6	20.4
28/07/2024 20:50	58.4	44.9	56.7	65.8	63.2	64.4	58.1	55.8	54.4	48.4	40.9	30.9	18.8
28/07/2024 20:55	59.5	48.4	59.3	62.5	63.1	62.4	58	56	56.2	50.5	44.6	39	27
28/07/2024 21:00	54.8	46.4	58	61.3	57.4	56.9	55.1	53.1	50.5	44.5	38	29.2	17.5
28/07/2024 21:05	55.4	46.4	57	60.9	59.1	56.7	55.4	52.9	51.2	46.4	39.8	31.7	19.6
28/07/2024 21:10	57.1	48.1	61	63.7	61.3	59.3	57.5	54.6	52.9	47.8	41	32.4	20
28/07/2024 21:15	58.5	50.3	60.3	64	60.9	58.6	57.1	55.3	54.4	50.3	46.7	38.6	23.7
28/07/2024 21:20	57.2	47.1	56.3	60.7	60.2	57.4	55	55	52.8	49.2	42.9	29.7	17.4
28/07/2024 21:25	57.7	48.9	58.3	62	62.4	58.8	56.8	54.7	53.7	49.7	42.5	32.4	19.2
28/07/2024 21:30	55.3	45.1	57.8	62.8	58.4	57	55.4	52.9	51.2	45.4	41.1	29	19.8
28/07/2024 21:35	59.8	51	60.8	64.7	62.4	60.4	59.5	57.8	55.9	50.1	41.9	31.9	19.1
28/07/2024 21:40	56.7	46.7	56	59.3	59.2	57.5	56.5	54.6	52.6	48	38.5	27.3	17.5
28/07/2024 21:45	55.4	48.5	57.5	60.7	59.7	58.2	56	53.3	51.2	45.5	37.3	26.3	16.8
28/07/2024 21:50	54.9	46.1	55.6	62.3	60.1	57.4	55.4	52.7	50.5	45.9	37.2	26.9	17.6
28/07/2024 21:55	59.9	47.6	59.4	61.4	63.5	60.4	57.6	57.2	56.4	51.2	43.4	32.1	18.9
28/07/2024 22:00	57.6	51.7	59.8	64.6	59.8	57	55.7	55.2	53.5	49.3	42.8	36	23.3
28/07/2024 22:05	53.9	48.1	56.1	63.4	57.2	56.3	52.6	52	49.2	45.6	37.6	28.5	16.1
28/07/2024 22:10	56	47.3	55.3	59.1	60.3	57.2	54.5	53.1	51.4	48.5	43.1	34.1	22.6
28/07/2024 22:15	55.8	48.3	57	58.7	56.6	55.4	54.3	53.6	51.5	47.2	43.2	34.4	21.8
28/07/2024 22:20	57.1	44.5	55.6	63	62.1	57.3	55.8	55.1	53.4	47.3	41.6	32.3	21.6
28/07/2024 22:25	61.5	49.7	60.5	64.1	64.2	59.1	58.3	59.5	57.1	53.6	46.4	37.8	24.9
28/07/2024 22:30	66.4	50.5	61.1	67.7	65.3	63.2	58.9	65.4	62.1	57.2	46.9	35.6	21.5
28/07/2024 22:35	59.9	44.1	55.6	58.7	58.7	57.1	55.5	59.7	55	50.1	39.5	28.9	17.5
28/07/2024 22:40	57.5	45.7	56.6	61.8	61.3	58.3	56.9	55.2	53.8	48	39.5	29.5	17.8
28/07/2024 22:45	59	46	56.3	59.7	58	57.3	56.1	57.9	55.4	48.6	41.2	28.9	18.1
28/07/2024 22:50	58.6	48.1	56.8	57.5	59.6	53.5	52	50.6	48.4	51.7	54.6	38.6	30.1
28/07/2024 22:55	56.9	42.6	54.8	57.5	58.8	56.2	54.5	53.1	53.5	49.3	41.9	28.7	17.3
28/07/2024 23:00	58.7	53.8	63	65.4	62.5	60.7	57.9	56.4	55	49.1	41.2	31.7	18.1
28/07/2024 23:05	57.1	43.8	56.3	59.3	60.6	57.8	56.9	54.5	53.4	48.4	39.3	29.2	18.5
28/07/2024 23:10	54.3	42.3	51.9	57.2	59.7	55.4	53.7	52.2	50.2	45.6	36.2	26.7	17.3
28/07/2024 23:15	59.1	48.1	61	63.5	62.3	60	58.4	57.1	55.5	48.7	40.9	31.3	19.2
28/07/2024 23:20	57.3	51.3	59.1	62.9	64.1	58.8	56.6	54.5	53.8	48.1	40.9	34.3	23.3
28/07/2024 23:25	57.7	44.1	57.9	61.3	60.8	58.6	57.8	55.3	54.3	47.6	38.1	29.5	18.1
28/07/2024 23:30	56.8	49.2	60.2	64.4	61.3	58.7	56	54.9	52.7	47.4	40.8	30.6	17.8
28/07/2024 23:35	54.5	44.1	56.7	59.2	59.8	57	54.4	51.8	50.4	45.3	38.5	28.6	16.9
28/07/2024 23:40	57.3	49	57.9	60.3	61.9	59.2	56.2	55	53.2	48.6	42.3	32.4	19.3
28/07/2024 23:45	55.7	46.8	56	61.2	59.9	56.7	55.9	53.8	51.7	45.7	37.2	28	30.7
28/07/2024 23:50	60.4	46.5	59	63.5	68.1	65.2	60.6	58.6	55.8	49.6	42.3	35	20
28/07/2024 23:55	58.4	43.2	54.2	58.2	60.1	61.1	58.3	55.8	54	50.1	42.7	29.2	17.3

29/07/2024 00:00	54.7	47.7	57.8	59.8	59.6	56.4	53.2	53.3	50.4	45.2	38.7	29.3	17.9
29/07/2024 00:05	53.9	43.7	50.9	55.2	58.4	55.7	52.8	52.6	49.3	45.5	35.2	23	16.2
29/07/2024 00:10	55.9	44.9	60.3	65.2	64.5	57	53.4	53.9	51.2	48.1	41.1	31.5	20.1
29/07/2024 00:15	57	44.8	53.2	59.7	56.7	55.1	52.8	53.7	53.6	48.2	45.7	29.8	17.5
29/07/2024 00:20	54.7	40.3	51.8	55	56.4	54.7	51.6	50.9	50.9	47.1	42	31	17.8
29/07/2024 00:25	55.9	42.6	53.6	61.7	61.2	56.3	53.6	55.2	51.1	46.7	40.8	30.8	18.7
29/07/2024 00:30	55.1	42.9	57.9	62.4	59.2	56.9	53.6	52.6	51.4	46	39.8	31.9	17.6
29/07/2024 00:35	53.8	42.3	53.3	59.5	56.5	55.9	52.9	51.6	49.5	44.8	39.4	31.8	24.9
29/07/2024 00:40	56.2	41.4	53.4	56.5	56.8	56.8	55.1	54.3	52.8	45.8	36.6	25.7	16.2
29/07/2024 00:45	55.8	43	54.9	58.9	58.9	56.8	55.4	53.4	52.5	45.1	36.5	27.7	16.5
29/07/2024 00:50	53.1	42.1	57.1	59.4	57.1	53.3	51.4	52.1	48.5	44.1	37	27.3	17.6
29/07/2024 00:55	57.6	44.5	56.3	61.9	58.1	56.5	54.6	54.1	55.2	47.3	38.6	27.3	16.7
29/07/2024 01:00	52.4	40	52	55.8	56.2	54.6	50.8	49.7	48.8	43.7	37.2	26.6	16
29/07/2024 01:05	52.1	42.3	53.8	57.5	56.9	53.4	51.9	49.9	48.6	41.6	33.1	23.7	16
29/07/2024 01:10	52.8	43.5	52.8	56.9	54.2	53.3	51.9	51.3	49.3	42.1	33.2	24	15.7
29/07/2024 01:15	55.8	40.5	51.2	54.7	55.2	56	54.5	53.5	52.7	45.1	35.6	27.3	16.5
29/07/2024 01:20	53.4	40.3	48.8	58.3	56.1	53.6	53.4	52.2	49.4	41.9	34.2	26.3	16.1
29/07/2024 01:25	58.8	40.7	53.5	57.7	55.7	52.4	53.2	57.6	53.9	51.7	42.1	30.4	17.8
29/07/2024 01:30	53.1	41.2	50.8	58.7	61.7	55.3	52.8	51.3	49.3	42.4	35.2	26.1	16.5
29/07/2024 01:35	54.7	43	56.1	60.6	59.7	57.4	54.9	52.3	51.2	43.8	35.4	26.8	16.7
29/07/2024 01:40	46.7	39	45.9	50.4	54	51.3	46.5	45.4	41.8	36.7	28.5	18.4	14.9
29/07/2024 01:45	49.3	39.4	47.7	50.9	52.8	52	49.1	47.5	45	39.5	32.3	24	15.7
29/07/2024 01:50	46.1	39	45.5	50.3	51.4	49.8	45.9	43.7	41.9	37.2	29.2	20.2	15.2
29/07/2024 01:55	53.4	42.5	53.2	58.2	57.1	55.7	53.6	50.8	49.6	44.3	35.2	23.9	19.8
29/07/2024 02:00	53.9	38.9	45.8	50.4	50.7	49.9	48.7	54.1	48.3	44	34.9	26.4	16.3
29/07/2024 02:05	56	43.1	56.4	62.8	59.4	57.7	56.1	54.5	52	45	37.3	28.2	17
29/07/2024 02:10	48.2	43.4	52.2	54.5	53.7	52.8	48.7	46.3	43.7	38.2	29.9	21.5	15.4
29/07/2024 02:15	52.3	41.3	51.6	57.7	55.9	52.1	49.6	48	48.3	46.1	36.2	28.5	17.3
29/07/2024 02:20	53.1	40.5	50.6	52	52.3	51.9	50.5	51.5	48.3	45.1	39.3	28.6	16
29/07/2024 02:25	50.5	40.8	49.8	54.7	52.9	51.9	49.7	48.6	46.5	41.1	36.4	26.1	15.8
29/07/2024 02:30	47.4	40.6	53.1	52.9	51	50.9	48	45.1	43.4	37.3	29.8	19.3	14.8
29/07/2024 02:35	56.1	40.2	55	57.5	53.5	52.7	52.1	51	51.3	50.3	45.7	36.9	20.8
29/07/2024 02:40	61.1	51.3	63.8	64.9	61.9	58.5	56.8	56	57.5	54.5	48.3	41.9	26.5
29/07/2024 02:45	52.3	41.2	53.5	56.7	59.5	53.5	51.7	50.5	48.5	41.7	33.5	23.4	15.5
29/07/2024 02:50	45.6	39.9	47.4	51.5	49.6	49	45.5	43.5	41.1	36.7	29.1	16.4	14.5
29/07/2024 02:55	56.5	40.8	51	54.3	55.2	55	54.4	54.1	53.2	47.5	39.9	26.1	15.8
29/07/2024 03:00	59.6	52.9	65.8	60.8	69.1	63.8	60.8	57.5	54.5	50.1	43.8	33.7	19.8
29/07/2024 03:05	52.7	40.2	49.1	53.7	55.3	53.3	51.8	50.2	49.6	42.5	33.2	23.1	15.5
29/07/2024 03:10	45.8	39.8	46	48.3	49.2	49.2	45.5	43.8	41.8	36.3	27.7	17.1	14.4
29/07/2024 03:15	45.4	40	46	48.8	50.3	49.1	45.3	43.6	41.1	36	27.4	16.9	14.4
29/07/2024 03:20	53.9	42.2	54	55.8	54.7	54	53.2	52.5	50.6	41.6	31.9	21.5	14.9
29/07/2024 03:25	45.7	38.9	45.8	47.7	50.9	49.1	45.5	44	41.3	36.2	28.3	19	14.6
29/07/2024 03:30	45.9	39.1	45.8	48.3	50	49	45.7	44.4	41.3	36.4	28.3	18	14.5
29/07/2024 03:35	45.8	39.2	46.3	49.7	50.5	49.2	45.6	43.9	41.4	36.6	28.5	19.4	14.6
29/07/2024 03:40	46.4	39.3	45.9	48.5	51.1	49.6	45.8	43.9	42	38	30.2	20.2	14.8
29/07/2024 03:45	50.5	39.1	45.9	48.9	53.5	49.1	45.2	43.6	46.1	44.9	40.8	27.4	14.7

29/07/2024 03:50	53	40.4	49.6	55.5	54.1	51.8	49.3	47	49.2	46.3	42.7	28.4	15.3
29/07/2024 03:55	49.7	39.1	46.7	50.3	51.5	49.3	47.2	44.3	45.4	43.9	36.8	21.4	14.7
29/07/2024 04:00	49.1	40.4	48.8	51.6	51.3	51.2	48.6	46.7	45.3	39.6	33.3	21.2	14.7
29/07/2024 04:05	52.4	46.1	59.6	61.3	60.1	53.6	51	49.4	48.3	44.5	38.2	30.2	19.2
29/07/2024 04:10	55.1	48.9	61.6	61.6	63.1	57.4	54.4	51.5	50.7	47.6	42.2	34	21.9
29/07/2024 04:15	55.5	40.9	50.5	54.2	54.3	54.5	53.9	52.6	52.8	45.6	37.1	23.4	15.2
29/07/2024 04:20	45.5	38.8	45.2	48.3	49.7	48.8	44.7	42.5	40.9	38	31	18.3	14.5
29/07/2024 04:25	55.7	39.6	48.6	60.6	62.2	59.6	55.3	54.5	51.5	44.4	33.6	20.3	14.6
29/07/2024 04:30	58.1	40.2	51.8	62.8	63	60.8	57	56.3	54.2	48.1	39.7	24.3	15.7
29/07/2024 04:35	65.4	54.8	70.9	65.7	66.8	64.2	62.5	61.9	60.5	58.2	55.8	43	28.6
29/07/2024 04:40	58.3	43.9	55.4	64.7	63.5	60.4	56.6	56.6	54.2	49.1	41.6	29.7	18.8
29/07/2024 04:45	57.7	41.6	51.7	61.3	62.3	58.5	55.6	55.1	54	49.2	41.2	25.2	15.3
29/07/2024 04:50	50.3	47.8	55.3	56	53.8	50.6	49.5	45.5	45.8	43.7	38	27.4	16.1
29/07/2024 04:55	52.3	45.6	50.7	52.5	51.4	48.9	46.3	43.9	48.2	47.8	38	20.4	14.6
29/07/2024 05:00	53	43.7	54.5	58.6	55.7	54	52.9	49.5	49.3	44.3	38.9	27.4	16.1
29/07/2024 05:05	58.5	43.7	48.8	49.9	50.2	48.9	45.1	43.9	53.7	54	49.7	32.6	16.1
29/07/2024 05:10	60	40.5	48.2	53.2	51.3	49.2	45.7	45	56.1	54.5	51.8	35.2	16.6
29/07/2024 05:15	54.5	49.3	56.6	59.1	54.4	51.2	48.4	47	50.1	49.2	44.6	28.5	15.4
29/07/2024 05:20	53.9	42.4	52.4	57.4	53.8	53.4	51.7	50	50.1	46.6	41.1	26	16.4
29/07/2024 05:25	60.6	47.4	56.3	61	58.4	54.1	51.3	50.4	59.2	50.6	44.3	45	24.4
29/07/2024 05:30	65.6	56.3	68	67.5	67.3	65.3	63.6	62.6	60.5	58.7	54.4	43.6	27.3
29/07/2024 05:35	60.1	54.6	66.7	68.9	64	60.2	58.9	55.6	54.3	54.2	49.4	41.5	26.6
29/07/2024 05:40	50.6	47.8	56.3	56.7	56.6	52.6	49.9	47.1	46.5	43	36.4	24.5	15.4
29/07/2024 05:45	58.7	55.1	68	66.1	62.1	61.3	56.6	55.3	53.2	52.1	48.1	38.4	24.9
29/07/2024 05:50	64.5	56.3	69.6	69.7	66.5	62.3	61.8	61	59.1	58.1	54.3	45	31.6
29/07/2024 05:55	56	50.5	60.8	68.2	59.7	55.4	52.1	50.6	51.1	50.5	44.1	41.8	38.3
29/07/2024 06:00	55.4	48.1	59.5	72.3	60.1	57.2	52.8	50.8	49.7	49.8	44.2	35.9	21.8
29/07/2024 06:05	56.2	50.2	60.8	72.2	59.7	57.4	53.5	52	50.7	50	45	42.2	25.7
29/07/2024 06:10	58.8	55.9	64.4	72.8	64.3	59.8	56.5	55.2	54.2	51.7	47	39.6	25.5
29/07/2024 06:15	56.4	53.1	60.7	72	61	57.4	53.2	51.2	50.7	51.1	45.4	36.3	22.1
29/07/2024 06:20	62.1	56.6	70.6	73.2	67.4	61.7	59	58.6	57.4	55.6	49.5	40.6	25.8
29/07/2024 06:25	59.1	52.1	63.4	71.7	62.5	58.9	56.4	55.1	54.3	52.9	47.1	38.5	23.5
29/07/2024 06:30	61.3	50.6	62.4	72.5	65.3	61.5	59.8	58	56.2	55	48.7	40.5	25.8
29/07/2024 06:35	67.9	58.4	72.5	79.6	73.2	66	64.7	64.6	63.6	60.8	55.2	45.9	32.3
29/07/2024 06:40	64.9	54	65.7	76.6	70.3	62.2	60.6	61.3	60.7	58.1	52.2	43	29.7
29/07/2024 06:45	60.2	53	61.8	72.5	65.3	60.4	58.6	56.5	55.2	53.5	48.3	40	25.9
29/07/2024 06:50	58.6	52	60.9	72.3	64.5	60	57.5	55.7	54.3	50.7	44.5	36.6	22.6
29/07/2024 06:55	60.4	52.8	66.6	73.7	65.5	61.2	58.4	57	56.3	53.1	46.6	38	24.1
29/07/2024 07:00	59.7	52.6	66.6	72.9	63.9	60.3	58.1	56.6	55.3	52.1	46.7	38.5	24.2
29/07/2024 07:05	62.1	53.1	66.5	72.2	64.2	61.5	60.5	58.5	56.5	55.7	52.2	43.9	29
29/07/2024 07:10	62.4	54.5	65.3	72.4	64.6	61.9	61.4	58.9	57	55.9	50.7	41.9	27.4
29/07/2024 07:15	58.9	50.8	60.8	71.2	62.4	58.7	56.9	55.1	54	52.4	47	39.8	25.8
29/07/2024 07:20	62.3	54.7	64	72.3	63.8	60.6	63.5	59.3	57	54.4	48.3	39.9	26
29/07/2024 07:25	61.4	51.5	63.2	74.4	66.4	62.8	59.9	57.5	55.5	54.7	51.9	42.7	29.3
29/07/2024 07:30	58.2	58.4	62.8	67.4	64.5	60.2	57.3	54.7	53	50.9	47.1	40.9	26.9
29/07/2024 07:35	56.6	52.8	62.6	65.8	62.6	58.1	55.4	54.5	52.2	47.9	41.1	34.8	24.1

29/07/2024 07:40	58.6	52.6	65.7	71.1	64.5	59.5	57.3	55.7	53.7	51.4	46.5	38.9	24.6
29/07/2024 07:45	61.7	54.3	66.2	72.5	64.7	62.3	59.6	58.3	56.4	54.8	51.3	42.8	27.9
29/07/2024 07:50	58.5	52.5	65.3	72	64.3	58.4	56.8	55.5	53.5	51.3	46.7	38.5	24.8
29/07/2024 07:55	62.3	55.1	66.8	72.1	67.1	62.5	63	59.8	57.2	54.5	48.5	40.1	26.9
29/07/2024 08:00	59.2	53.5	66.4	72.6	64.5	59.8	57.4	55.8	54.7	52.5	45.7	37.1	26.1
29/07/2024 08:05	59.7	52.1	61.8	71.6	64.1	59.4	57.8	56.3	55.3	52.6	46.8	38.5	24.7
29/07/2024 08:10	60.2	53.4	64	74.5	65.8	60.2	57.8	56.9	55.8	53.1	47.8	39.9	25.1
29/07/2024 08:15	61.9	52	62.6	70	67.2	63.1	62	58.7	56.3	54.5	50.3	40	25.1
29/07/2024 08:20	57.8	55.1	68	66.6	66.7	59.6	57.6	55.4	53	49.8	43.1	32.4	18.8
29/07/2024 08:25	59.5	54.1	68.7	67	64.2	67.4	58.2	56.1	54.3	51.2	45	35.5	24.4
29/07/2024 08:30	58.2	54.3	68.1	67.3	65.1	59.4	57.7	55.3	53.6	50.5	44	34.5	21
29/07/2024 08:35	59.3	53.9	65.1	67.2	64.7	59.6	57.5	56.2	54.6	52	47.2	41.5	28
29/07/2024 08:40	59	50.6	59.6	62.1	61.9	58.9	56.4	54.3	54.5	52.8	47.4	34.6	22.3
29/07/2024 08:45	59.4	51.8	61.2	63.8	63.2	59.4	58.6	57	55.9	50.2	42.9	33.1	19.5
29/07/2024 08:50	62	53.3	62.3	66	64.1	61.6	61.2	59.8	58.2	52.5	46.3	38.2	24.7
29/07/2024 08:55	59.5	54.8	68.4	66.1	64.1	58.9	57.8	56.3	55.6	52	44.6	36.2	34
29/07/2024 09:00	60.3	55.5	66.8	68	66.5	60.9	59.7	57.5	56.2	52	46.5	39.2	36.6
29/07/2024 09:05	63.4	56.7	68.5	66.7	65.2	63.7	62.9	60.3	59.5	54.6	49.2	42.8	28.3
29/07/2024 09:10	60.9	55.9	68.6	69.9	65.6	61.3	60.2	58.5	56.2	52.5	49.1	40.6	26.6
29/07/2024 09:15	60.6	55.5	67.6	67.8	66.5	60.5	59.2	57.8	55.9	53.4	46.9	38.9	25.9
29/07/2024 09:20	67.7	55.3	67.9	67.7	67.6	64.8	63.6	63.3	63.7	61	55.6	46.7	31.8
29/07/2024 09:25	61.8	53.9	68.1	69.3	66.3	62.2	60.2	59	57.4	53.9	49.3	40.3	27.2
29/07/2024 09:30	58.4	51.2	61.3	64.8	63.5	58.1	56.5	55.7	54.6	50.1	43.3	34.3	24.9
29/07/2024 09:35	61.5	52.2	65.1	66.5	65.9	60.9	60.5	59.9	56.4	53.3	47.5	38.9	26.6
29/07/2024 09:40	61.7	58.5	70.3	70.5	67.8	61.4	60	59.2	56.7	54.4	48.8	40.4	26.9
29/07/2024 09:45	60.2	53.1	61.4	64.4	63.8	60.7	58.8	58.1	55.8	51.9	45.7	36.6	23.5
29/07/2024 09:50	61.5	52.5	64.1	67	64.8	61	60	58.5	57.2	54.5	46.2	37.6	23.4
29/07/2024 09:55	59.5	52.1	61.9	63.1	63.2	58.8	57.7	56.6	55	52.2	45.9	38.2	25
29/07/2024 10:00	57.3	53.7	63	65.3	62.9	58.8	56.9	55.1	52.8	49	40.8	32.2	20.2
29/07/2024 10:05	57.1	52.8	61.9	64.8	63.1	58.1	56.7	55.5	52.9	47.2	39.9	31.1	19
29/07/2024 10:10	60	52.9	63.7	67	63.4	58.1	55.9	56.8	54.5	54.3	47.5	38.2	24.7
29/07/2024 10:15	60.7	53.4	64.3	69.4	64.5	60.2	58	57	56	54.5	47.8	38.1	24.3
29/07/2024 10:20	63.3	54.5	65.2	70.4	66.2	61.5	62.1	59.7	58.9	56.2	50.7	40.8	29.8
29/07/2024 10:25	60.9	52.9	63.6	67.6	63.7	60.9	59.6	57.8	54.7	55.4	48.3	38.3	25.5
29/07/2024 10:30	62.5	54.4	62.9	68.8	67.1	63	61.6	59.7	57.2	55.3	50.7	40.9	27.6
29/07/2024 10:35	59.1	52	60.8	63.7	62.2	58.7	57.6	56.8	54.6	51.6	43.7	35.1	21.7
29/07/2024 10:40	63.2	54.7	64.9	68.9	65.6	61.8	62.8	60.3	58.1	55.2	50.3	51.3	34.3
29/07/2024 10:45	61.9	53.7	64.3	67.8	66	61.6	60.1	58.8	57.8	54	48.4	41.9	27.9
29/07/2024 10:50	57.7	53.3	63.2	65.3	62.6	58.4	57.8	54.8	53.4	49.7	42.4	33.6	21.6
29/07/2024 10:55	59	50.7	59.4	62.1	61.4	58.5	57.6	55.4	55.6	51	42.8	33	20.8
29/07/2024 11:00	58.4	53.8	65.7	65.8	63.4	58.7	57.4	55.8	54.3	50.5	43	33.2	26.5
29/07/2024 11:05	59.2	56.3	64.7	67.2	64.4	59.4	58	57.4	54.4	49.8	47.7	42.6	34.9
29/07/2024 11:10	57.6	54.2	61.2	63.8	60.7	57.3	56.2	54.8	53	50.2	45.3	36.9	27.2
29/07/2024 11:15	59.2	53.1	62.5	65.5	63.9	60.1	58.4	57.5	54.7	50	43.1	39.4	23.8
29/07/2024 11:20	62.9	58.4	68.2	70.1	64.7	61.3	60.2	61	58.8	54.6	48.6	42	34.4

APPENDIX 6: MEASURED BACKGROUND NOISE LEVELS

Period Start	Measured Background Noise Level, dB
26/07/2024 11:00	54.5
26/07/2024 11:15	53.8
26/07/2024 11:30	56.2
26/07/2024 11:45	56.4
26/07/2024 12:00	56.1
26/07/2024 12:15	56.1
26/07/2024 12:30	54.7
26/07/2024 12:45	55.8
26/07/2024 13:00	57.1
26/07/2024 13:15	56.1
26/07/2024 13:30	55.9
26/07/2024 13:45	57.6
26/07/2024 14:00	57.5
26/07/2024 14:15	57.1
26/07/2024 14:30	57.7
26/07/2024 14:45	58.4
26/07/2024 15:00	58
26/07/2024 15:15	56.1
26/07/2024 15:30	55.5
26/07/2024 15:45	55.2
26/07/2024 16:00	55.5
26/07/2024 16:15	55.4
26/07/2024 16:30	56.8
26/07/2024 16:45	56.6
26/07/2024 17:00	57.4
26/07/2024 17:15	57
26/07/2024 17:30	55.8
26/07/2024 17:45	55.2
26/07/2024 18:00	56.4
26/07/2024 18:15	55.7
26/07/2024 18:30	55.3
26/07/2024 18:45	57.8
26/07/2024 19:00	56.5
26/07/2024 19:15	55.5
26/07/2024 19:30	54.6
26/07/2024 19:45	54.6
26/07/2024 20:00	54.8
26/07/2024 20:15	54
26/07/2024 20:30	53.5
26/07/2024 20:45	53.7
26/07/2024 21:00	52.7
26/07/2024 21:15	55
26/07/2024 21:30	54.4
26/07/2024 21:45	51.4

26/07/2024 22:00	51.4
26/07/2024 22:15	51.1
26/07/2024 22:30	52.6
26/07/2024 22:45	53.2
26/07/2024 23:00	53.1
26/07/2024 23:15	51.9
26/07/2024 23:30	51.2
26/07/2024 23:45	51.3
27/07/2024 00:00	50.9
27/07/2024 00:15	51
27/07/2024 00:30	50.4
27/07/2024 00:45	50.5
27/07/2024 01:00	49.8
27/07/2024 01:15	49.6
27/07/2024 01:30	51.8
27/07/2024 01:45	51.2
27/07/2024 02:00	50.8
27/07/2024 02:15	50.2
27/07/2024 02:30	50.2
27/07/2024 02:45	50.2
27/07/2024 03:00	48.7
27/07/2024 03:15	50.1
27/07/2024 03:30	48.9
27/07/2024 03:45	49.7
27/07/2024 04:00	50
27/07/2024 04:15	48.6
27/07/2024 04:30	48.1
27/07/2024 04:45	49.4
27/07/2024 05:00	46.8
27/07/2024 05:15	44.4
27/07/2024 05:30	44
27/07/2024 05:45	44.7
27/07/2024 06:00	46
27/07/2024 06:15	45.8
27/07/2024 06:30	45.8
27/07/2024 06:45	49.7
27/07/2024 07:00	49.8
27/07/2024 07:15	49.8
27/07/2024 07:30	49.8
27/07/2024 07:45	52.4
27/07/2024 08:00	52.4
27/07/2024 08:15	52
27/07/2024 08:30	51.9
27/07/2024 08:45	51.2
27/07/2024 09:00	51.9
27/07/2024 09:15	53.7

27/07/2024 09:30	55.1
27/07/2024 09:45	55.3
27/07/2024 10:00	55.7
27/07/2024 10:15	55.3
27/07/2024 10:30	55.7
27/07/2024 10:45	57.3
27/07/2024 11:00	53.3
27/07/2024 11:15	53.4
27/07/2024 11:30	54.8
27/07/2024 11:45	56.1
27/07/2024 12:00	55
27/07/2024 12:15	55.6
27/07/2024 12:30	55.2
27/07/2024 12:45	54.9
27/07/2024 13:00	54.6
27/07/2024 13:15	54
27/07/2024 13:30	54.9
27/07/2024 13:45	54.5
27/07/2024 14:00	53.8
27/07/2024 14:15	55.3
27/07/2024 14:30	55.4
27/07/2024 14:45	54.9
27/07/2024 15:00	54.8
27/07/2024 15:15	54.9
27/07/2024 15:30	54.3
27/07/2024 15:45	54.3
27/07/2024 16:00	54
27/07/2024 16:15	54.4
27/07/2024 16:30	53.6
27/07/2024 16:45	57.5
27/07/2024 17:00	55.4
27/07/2024 17:15	54.7
27/07/2024 17:30	54.2
27/07/2024 17:45	55.6
27/07/2024 18:00	65.5
27/07/2024 18:15	60.9
27/07/2024 18:30	60.9
27/07/2024 18:45	60.5
27/07/2024 19:00	59
27/07/2024 19:15	59.3
27/07/2024 19:30	58.3
27/07/2024 19:45	57.4
27/07/2024 20:00	57
27/07/2024 20:15	57.3
27/07/2024 20:30	57
27/07/2024 20:45	54.5

27/07/2024 21:00	55.8
27/07/2024 21:15	56.3
27/07/2024 21:30	55.9
27/07/2024 21:45	55.6
27/07/2024 22:00	54.7
27/07/2024 22:15	53.7
27/07/2024 22:30	53.3
27/07/2024 22:45	57
27/07/2024 23:00	53
27/07/2024 23:15	54.4
27/07/2024 23:30	52
27/07/2024 23:45	53.9
28/07/2024 00:00	52.8
28/07/2024 00:15	51.6
28/07/2024 00:30	51
28/07/2024 00:45	51.5
28/07/2024 01:00	52
28/07/2024 01:15	51.7
28/07/2024 01:30	55.5
28/07/2024 01:45	55.8
28/07/2024 02:00	52.2
28/07/2024 02:15	50.1
28/07/2024 02:30	51.2
28/07/2024 02:45	49.6
28/07/2024 03:00	50.1
28/07/2024 03:15	49.6
28/07/2024 03:30	50.9
28/07/2024 03:45	51.7
28/07/2024 04:00	50.5
28/07/2024 04:15	53.1
28/07/2024 04:30	49.9
28/07/2024 04:45	44.2
28/07/2024 05:00	44.5
28/07/2024 05:15	44.8
28/07/2024 05:30	44.8
28/07/2024 05:45	44.5
28/07/2024 06:00	44.2
28/07/2024 06:15	44.9
28/07/2024 06:30	44.4
28/07/2024 06:45	49.5
28/07/2024 07:00	50.7
28/07/2024 07:15	53.3
28/07/2024 07:30	52
28/07/2024 07:45	49.5
28/07/2024 08:00	49.4
28/07/2024 08:15	49.3

28/07/2024 08:30	49.3
28/07/2024 08:45	49.8
28/07/2024 09:00	49.5
28/07/2024 09:15	49.4
28/07/2024 09:30	49.6
28/07/2024 09:45	50.1
28/07/2024 10:00	50.6
28/07/2024 10:15	51.1
28/07/2024 10:30	56.1
28/07/2024 10:45	52.5
28/07/2024 11:00	53.3
28/07/2024 11:15	53.4
28/07/2024 11:30	54.8
28/07/2024 11:45	56.1
28/07/2024 12:00	55
28/07/2024 12:15	55.6
28/07/2024 12:30	55.2
28/07/2024 12:45	54.9
28/07/2024 13:00	54.6
28/07/2024 13:15	54
28/07/2024 13:30	54.9
28/07/2024 13:45	54.5
28/07/2024 14:00	53.8
28/07/2024 14:15	55.3
28/07/2024 14:30	55.4
28/07/2024 14:45	54.9
28/07/2024 15:00	54.8
28/07/2024 15:15	54.9
28/07/2024 15:30	54.3
28/07/2024 15:45	54.3
28/07/2024 16:00	54
28/07/2024 16:15	54.4
28/07/2024 16:30	53.6
28/07/2024 16:45	57.5
28/07/2024 17:00	55.4
28/07/2024 17:15	54.7
28/07/2024 17:30	54.2
28/07/2024 17:45	55.6
28/07/2024 18:00	53.7
28/07/2024 18:15	53.7
28/07/2024 18:30	54.2
28/07/2024 18:45	53.3
28/07/2024 19:00	52.2
28/07/2024 19:15	51.3
28/07/2024 19:30	51.9
28/07/2024 19:45	52

28/07/2024 20:00	52.4
28/07/2024 20:15	51.9
28/07/2024 20:30	52.5
28/07/2024 20:45	52.7
28/07/2024 21:00	51.5
28/07/2024 21:15	51.3
28/07/2024 21:30	50.6
28/07/2024 21:45	48.7
28/07/2024 22:00	48.7
28/07/2024 22:15	48.8
28/07/2024 22:30	46.2
28/07/2024 22:45	46.6
28/07/2024 23:00	45.9
28/07/2024 23:15	45.9
28/07/2024 23:30	47.1
28/07/2024 23:45	46.5
29/07/2024 00:00	45.2
29/07/2024 00:15	45
29/07/2024 00:30	45.7
29/07/2024 00:45	45.6
29/07/2024 01:00	44.7
29/07/2024 01:15	45.1
29/07/2024 01:30	44.4
29/07/2024 01:45	44.9
29/07/2024 02:00	44.3
29/07/2024 02:15	44.5
29/07/2024 02:30	43.6
29/07/2024 02:45	43.9
29/07/2024 03:00	43.2
29/07/2024 03:15	43.3
29/07/2024 03:30	43.1
29/07/2024 03:45	43.1
29/07/2024 04:00	43.7
29/07/2024 04:15	43.1
29/07/2024 04:30	50.4
29/07/2024 04:45	43.1
29/07/2024 05:00	42.9
29/07/2024 05:15	43.9
29/07/2024 05:30	45.5
29/07/2024 05:45	45.9
29/07/2024 06:00	46.7
29/07/2024 06:15	48.4
29/07/2024 06:30	49.9
29/07/2024 06:45	51.6
29/07/2024 07:00	52.3
29/07/2024 07:15	51.8

29/07/2024 07:30	51.3
29/07/2024 07:45	51
29/07/2024 08:00	51.1
29/07/2024 08:15	53
29/07/2024 08:30	51.2
29/07/2024 08:45	51.3
29/07/2024 09:00	52.7
29/07/2024 09:15	52.5
29/07/2024 09:30	51.9
29/07/2024 09:45	51.9
29/07/2024 10:00	52.1
29/07/2024 10:15	52.5
29/07/2024 10:30	53.2
29/07/2024 10:45	52.7
29/07/2024 11:00	53.3

APPENDIX 7: DETAILED NOISE BREAK-IN CALCUALTION FOR NMP1

	Measured Octave Band Centre Frequency (Hz)				
	125	**250**	**500**	**1000**	**2000**
Measured Freefield Leq 16hr (Living Room) (dB)	58.2	56.5	57.9	56.4	53.2
Measured Freefield Leq 8hr (Bedroom) (dB)	56.8	57.0	57.7	56.7	52.9
Measured 10th highest Lmax,fast (dB)	0.0	0.0	0.0	0.0	0.0
Corrected Freefield Daytime Noise Level at Façade (dB)	58.2	56.5	57.9	56.4	53.2
Corrected Freefield Night-time Noise Level at Façade (dB)	56.8	57.0	57.7	56.7	52.9
Corrected Freefield LAmax,fast Noise Level at Façade (dB)	0.0	0.0	0.0	0.0	0.0

Building Component Dimensions - Living Room	Dimension (m sq.)
Façade Area (inc. Window)	10
Roof Area (facing road)	40
Window Area	1.5
Area of Ceiling	15

Building Component Dimensions - Bedroom	
Façade Area (inc. Window)	10
Roof Area (facing road)	40
Window Area	1.5
Area of Ceiling	15

Living Room (Daytime) - Internal Noise Break-in Calculation

	Octave Band Centre Frequency (Hz)				
	125	**250**	**500**	**1000**	**2000**
Specified Building Component					
Window Frame Mounted Trickle Vent	40	44	45	51	56
Glazing Unit	21	27	34	42	36
Brick Block Wall	40	44	45	51	56
Ceiling	28	34	40	45	49
Living Room Calculated Internal Noise Level (dB)	37.4	28.8	23.8	16.6	13.2
A-weighting (dB)	-16	-9	-3	0	1
Total A-Weighted Internal Noise Level (LAeq) (dB)	21.4	19.8	20.8	16.6	14.2
Total Combined A-weighted Internal Noise Level (LAeq) (dB)	**26.3**				

Bedroom (Night-time) - Internal Noise Break-in Calculation

	Octave Band Centre Frequency (Hz)				
	125	**250**	**500**	**1000**	**2000**
Specified Building Component					
Window Frame Mounted Trickle Vent	40	44	45	51	56
Glazing Unit	25	27	37	47	46
Brick Block Wall	40	44	45	51	56
Ceiling	28	34	40	45	49
Living Room Calculated Internal Noise Level (LAeq) (dB)	35.1	29.3	23.0	16.5	9.3
Living Room Calculated Internal Noise Level (LAmax,fast) (dB)	-21.7	-27.7	-34.6	-40.3	-43.7
A-weighting (dB)	-16	-9	-3	0	1
Total A-Weighted Internal Noise Level (LAeq) (dB)	19.1	20.3	20.0	16.5	10.3
Total A-Weighted Internal Noise Level (LAmax,fast) (dB)	-37.7	-36.7	-37.6	-40.3	-42.7
Total Combined A-weighted Internal Noise Level (LAeq) (dB)	**25.4**				
Total Combined A-weighted Internal Noise Level (LAmax) (dB)	**-31.5**				

APPENDIX 8: DETAILED NOISE BREAK-IN CALCUALTION FOR NMP2

	Measured Octave Band Centre Frequency (Hz)				
	125	**250**	**500**	**1000**	**2000**
Measured Freefield Leq 16hr (Living Room) (dB)	59.2	57.8	57.2	55.8	53.8
Measured Freefield Leq 8hr (Bedroom) (dB)	60.6	58.3	58.5	57.1	52.2
Measured 10th highest Lmax,fast (dB)	0.0	0.0	0.0	0.0	0.0
Corrected Freefield Daytime Noise Level at Façade (dB)	59.2	57.8	57.2	55.8	53.8
Corrected Freefield Night-time Noise Level at Façade (dB)	60.6	58.3	58.5	57.1	52.2
Corrected Freefield LAmax,fast Noise Level at Façade (dB)	0.0	0.0	0.0	0.0	0.0

Building Component Dimensions - Living Room	Dimension (m sq.)
Façade Area (inc. Window)	10
Roof Area (facing road)	40
Window Area	1.5
Area of Ceiling	15

Building Component Dimensions - Bedroom	
Façade Area (inc. Window)	10
Roof Area (facing road)	40
Window Area	1.5
Area of Ceiling	15

Living Room (Daytime) - Internal Noise Break-in Calculation

	Octave Band Centre Frequency (Hz)				
	125	**250**	**500**	**1000**	**2000**
Specified Building Component					
Window Frame Mounted Trickle Vent	40	44	45	51	56
Glazing Unit	26	26	37	45	43
Brick Block Wall	40	44	45	51	56
Ceiling	28	34	40	45	49
Living Room Calculated Internal Noise Level (dB)	37.3	30.5	22.5	15.7	10.7
A-weighting (dB)	-16	-9	-3	0	1
Total A-Weighted Internal Noise Level (LAeq) (dB)	21.3	21.5	19.5	15.7	11.7
Total Combined A-weighted Internal Noise Level (LAeq) (dB)	**26.2**				

Bedroom (Night-time) - Internal Noise Break-in Calculation

	Octave Band Centre Frequency (Hz)				
	125	**250**	**500**	**1000**	**2000**
Specified Building Component					
Window Frame Mounted Trickle Vent	40	44	45	51	56
Glazing Unit	25	27	37	47	46
Brick Block Wall	40	44	45	51	56
Ceiling	28	34	40	45	49
Living Room Calculated Internal Noise Level (LAeq) (dB)	38.9	30.5	23.9	16.9	8.5
Living Room Calculated Internal Noise Level (LAmax,fast) (dB)	-21.7	-27.7	-34.6	-40.3	-43.7
A-weighting (dB)	-16	-9	-3	0	1
Total A-Weighted Internal Noise Level (LAeq) (dB)	22.9	21.5	20.9	16.9	9.5
Total A-Weighted Internal Noise Level (LAmax,fast) (dB)	-37.7	-36.7	-37.6	-40.3	-42.7
Total Combined A-weighted Internal Noise Level (LAeq) (dB)	**27.1**				
Total Combined A-weighted Internal Noise Level (LAmax) (dB)	**-31.5**				
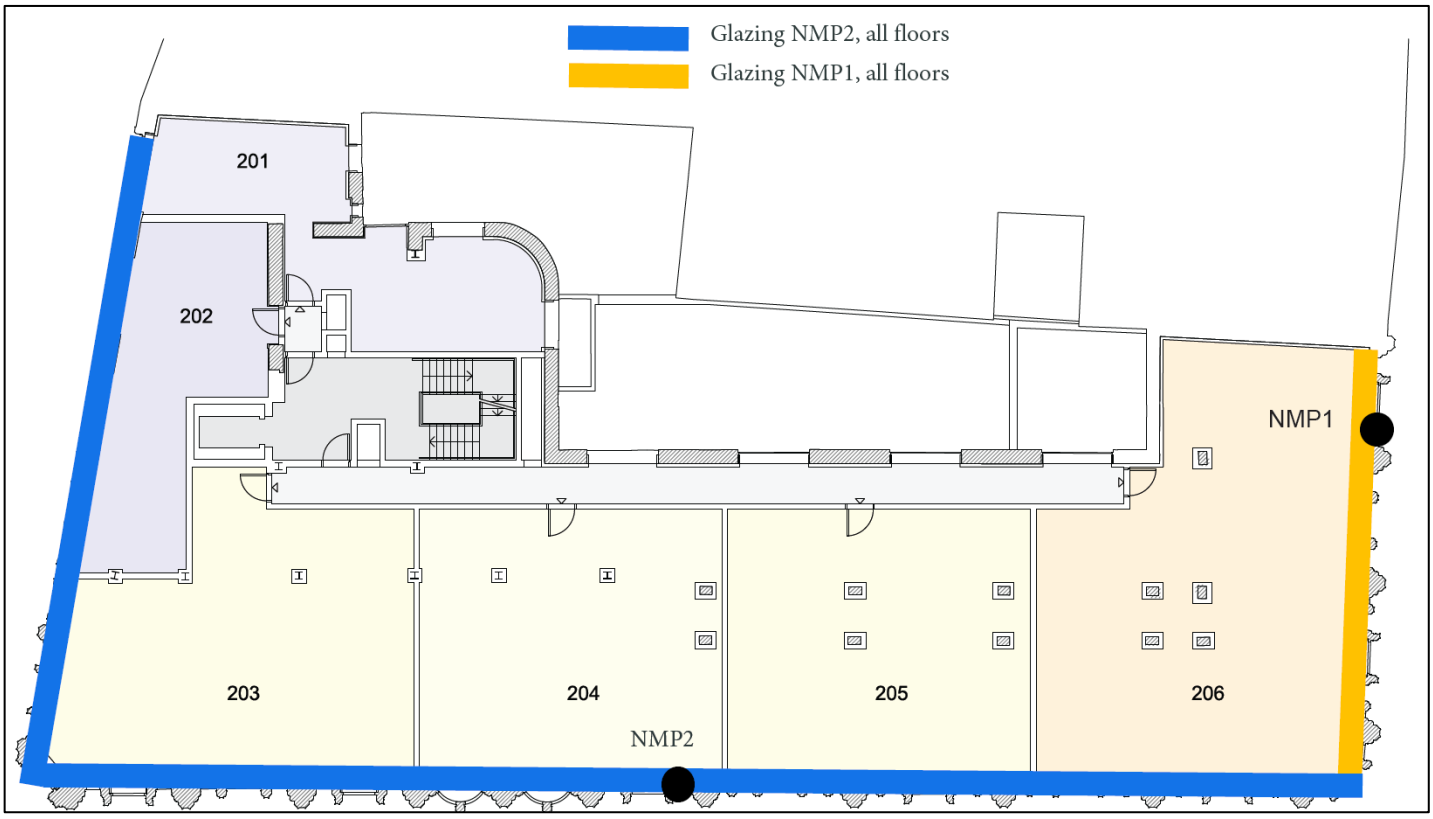
APPENDIX 9: NOISE MEASUREMENT LOCATIONS & GLAZING SPECIFICATIONS