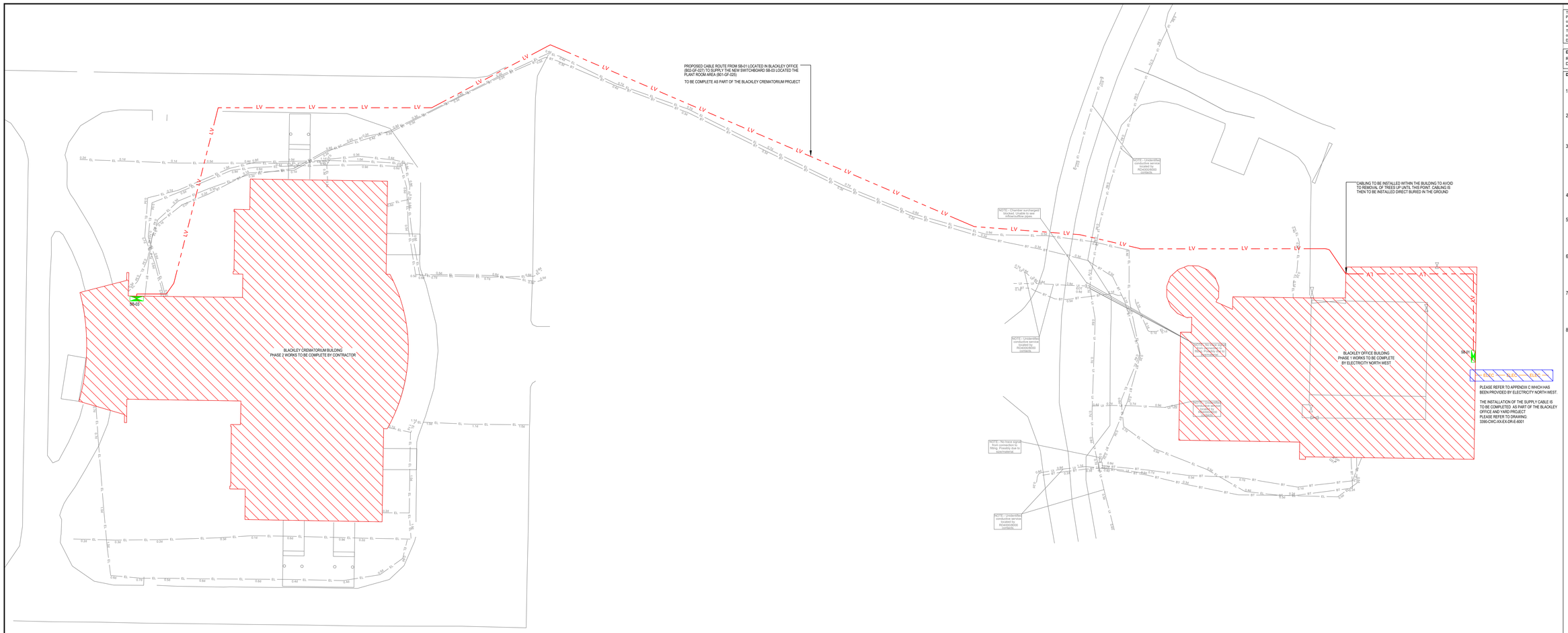

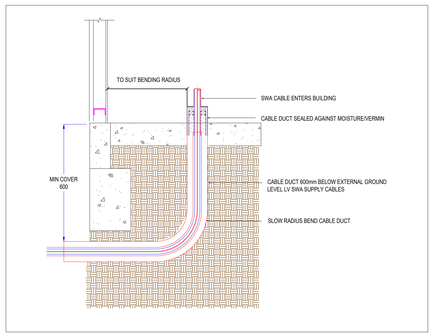

A 6002 APENDIX A

NA

DRAWING LEGEND

WM	WATER MAIN
EL	ELECTRIC CABLING
BT	BT UNDERGROUND CABLING
UI	UNIDENTIFIED FEATURE
LV	NEW LV CABLING
ELEC	NEW DNO SUPPLY

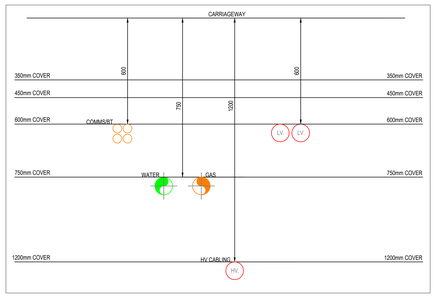

B 6002 APENDIX B

NA

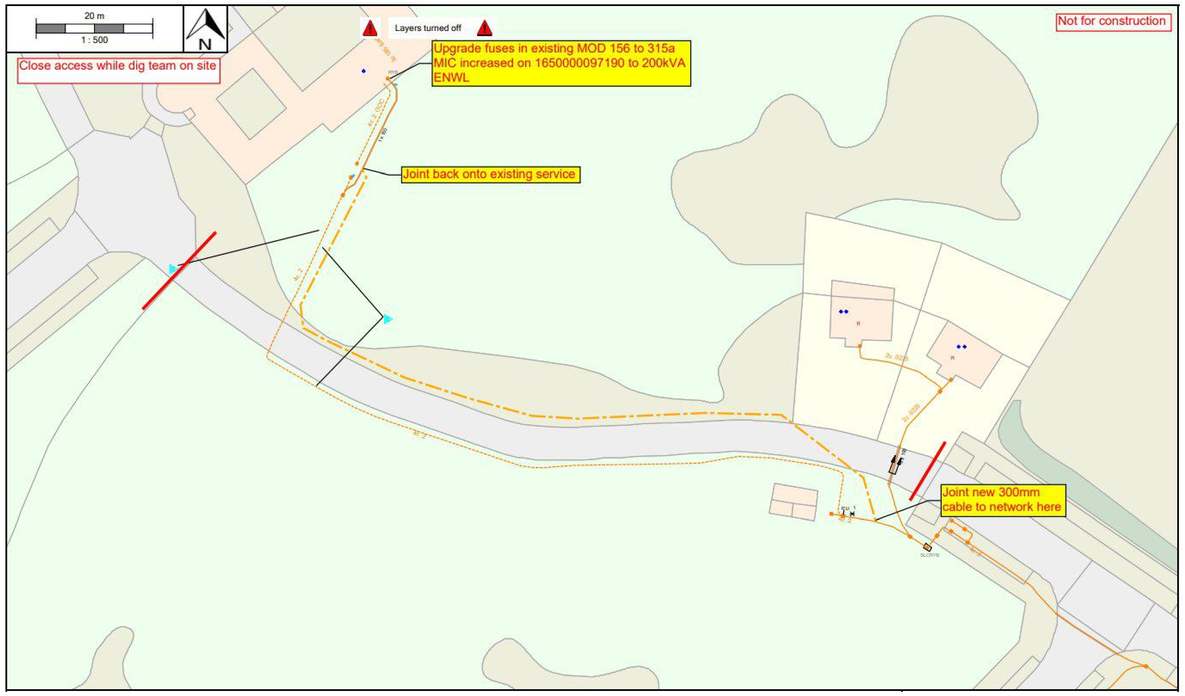

C 6002 APENDIX C

NA

This document and its contents are the property of the Purchaser/Employer and Crookes Walker Consulting. They may not be copied or reproduced in any way, in part or whole, without prior written approval of both parties. Violations will result in legal action.
This drawing shall be read in conjunction with the CWC Mechanical and / or Electrical Specification(s).
DO NOT SCALE FROM THIS DRAWING

DESIGNERS RISK ASSESSMENT
REFER TO APPENDIX 1 OF M&E SPECIFICATION FOR DESIGNERS RISK ASSESSMENT SCHEDULE

DRAWING BACKGROUND(S):

1. THIS DRAWING HAS BEEN DEVELOPED TO RIBA STAGE 3 IN ACCORDANCE WITH BSRIA BG 6 (2018) DEVELOPED DESIGN DRAWING DEFINITIONS.
2. THIS IS A DESIGN INTENT ONLY DRAWING. CONTRACTOR TO ACCEPT FULL DESIGN RESPONSIBILITY OVER AND ABOVE THE DESIGN INTENT.
3. THE ATTACHED DRAWING TO BE READ FULLY IN CONJUNCTION WITH AA PROJECTS MEP SPECIFICATION, EQUIPMENT SCHEDULES AND RIBA STAGE 3 DEVELOPED DESIGN DRAWINGS, AS WELL AS OTHER DESIGN TEAM INFORMATION INCLUDING (BUT NOT LIMITED TO) ARCHITECTURE, STRUCTURE AND FIRE ENGINEER.
4. ALL SERVICES, SIZES AND QUANTITIES IDENTIFIED ON THE ATTACHED DRAWING ARE INDICATIVE ONLY AND MAY BE SUBJECT TO CHANGE.
5. THE POSITIONS OF ALL ITEMS OF EQUIPMENT, ACCESSORIES, AND OTHER BUILDING SERVICES ITEMS SHOWN ON THIS DRAWING ARE APPROXIMATE AND FOR GUIDANCE IN THE PREPARATION OF THE TENDER.
6. THE CONTRACTOR SHALL BE RESPONSIBLE FOR THE FULL COORDINATION OF THE INSTALLATION AND SHALL ACCOUNT FOR ALL OTHER WORKS AND TRADES DURING AND BEFORE THEIR INCORPORATION INTO THE WORKS.
7. THE BURIED SERVICES AND CABLE DUCTS ARE TO BE INSTALLED IN ACCORDANCE WITH THE NATIONAL JOINT UTILITIES GROUP (NJUG) GUIDELINES FOR ON THE POSITIONING AND COLOUR CODING OF UNDERGROUND UTILITIES.
8. THE CONTRACTOR SHALL REFER TO THE GPR SURVEY OF THE SITE CARRIED OUT BY SURVEY OPERATIONS AND UNDERTAKE SAFE TO DIG PROCEDURES PRIOR TO ANY WORKS BEING CARRIED OUT ON SITE. IT IS THE RESPONSIBILITY OF THE CONTRACTOR TO DETERMINE THE PRECISE SERVICES LOCATIONS -THROUGH ADDITIONAL SURVEYS IF REQUIRED.

Rev	Date	Description	Eng	Chk
T3	07.05.25	TENDER ISSUE	TN	JS
T2	10.01.25	TENDER ISSUE	TN	JS
T1	07.01.25	TENDER ISSUE	TN	JS

CWC crookes walker consulting
Suite 9a, Bloc, 17 Marble Street
Manchester M2 3AW
Tel: 0161 834 9999
The Plaza, Old Hall Street,
Liverpool L3 9QJ
Tel: 0151 600 5409
E-mail: admin@cwcon.co.uk
Website: www.cwcon.co.uk

Client
EQUANS

Project
EQUANS MCC BLACKELY CREMATORIUM AND CHAPEL

Drawing Title
PROPOSED BELOW GROUND CABLING LAYOUT DRAWING

Status
PRELIMINARY

Project No.	Drawn	Scale / Paper Size
3384	BW	1:200 @ A0

Drawing No. 3384-CWC-XX-EX-DR-E-6002 Rev T3