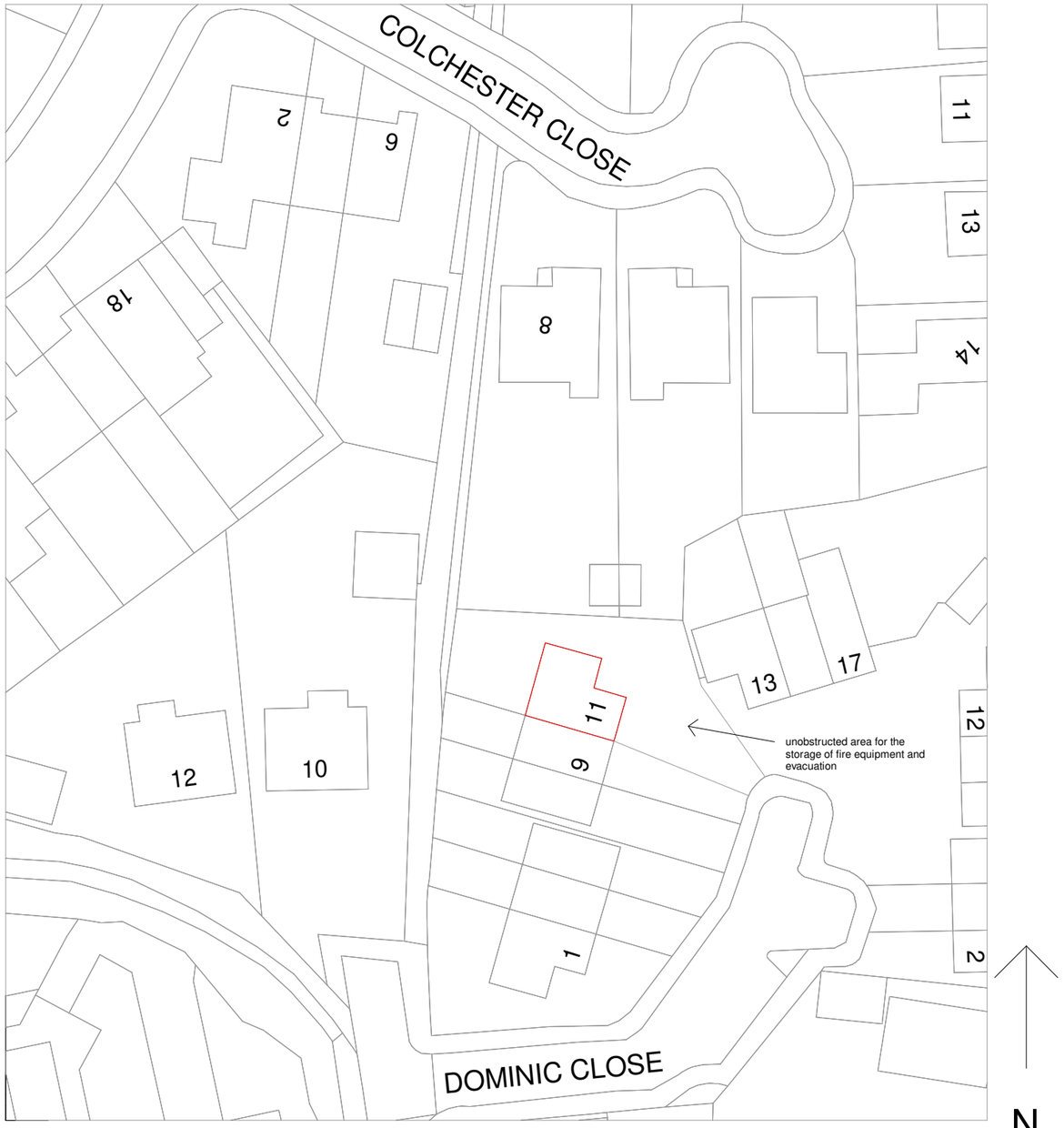

© Crown copyright and database rights 2020 OS 100042766

Development

Property boundary

Site Plan

1 : 500

10 0 10 20 30 40 50

Metres

Plot boundary

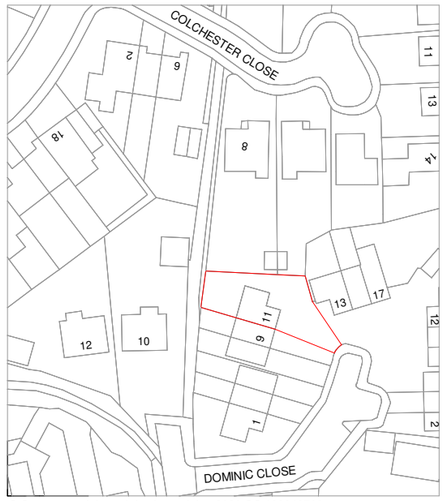

© Crown copyright and database rights 2020 OS 100042766

10 0 10 20 30 40 50

Metres

N

Location map

1 : 1250

PROGRAMME:

KEY:

	Neighbouring context	RWP	Rain Water Pipe
	Existing walls	SVP	Soil Vent Pipe
	Proposed walls		Boundary line
	Proposed rooflight		Existing removed
MH	Manhole		Existing beam
B	Boiler		1.9 m head height
EM	Electric Meter		1.5 m head hieght
GM	Gas Meter		Ridge line

REVISION NOTES:

REV:	DATE:	DESCRIPTION:

GENERAL NOTES:

1. All Dimensions are in millimetres unless otherwise stated
2. All work to be carried out in accordance with current building regulations and all relevant british standards/codes of practice.
3. The Contractor is responsible for the correct setting out of the works on site, all dimensions to be checked prior to fabrication of materials and commencement of works.
4. This Drawing is to be read in conjunction with all relevant drawings and specifications
5. Exact SVP and Boiler position to be determined onsite by contractor
6. A 'macerator toilet' would be required for a certain designs if the toilet location is away from existing SVP
7. Steels imbedded into ceiling may be charged additionally by your contractor
8. All proposed materials are to be similar in appearance to that of the existing house, unless otherwise stated.
9. Skylights must not protrude past the roof slope by more than 150mm
10. Glazing which exceeds 25% of the added floor area will result in extra charges for S.A.P Calculations
11. Windows on a side elevation at first floor level or above must be obscured glazing and non openable below 1.7m
12. Load-bearing partitions and/or posts are shown in a rough position. The exact position is to be confirmed by a structural engineer prior to construction.

EXTENSION PLANS

Extension Plans. Ealing Cross, 85 Uxbridge Rd, London W5 5BW

CLIENT: Joanne Marshall

PROJECT: Existing Plans

PROJECT ADDRESS: 11 Dominic Cl
Wythenshawe, Manchester
M23 9GA

DRAWING TITLE: SITE PLAN_ LOCATION MAP

DRAWN BY: LG | **CHECKED BY:** KH

DATE: 23/01/2025 | **Rev:** R00 | **Rev. DATE:**

SCALE@A3: 1:500 | **DRAWING No:** DC-R00-EX-101

© ***All plans are copyright protected*** -DO NOT REPRODUCE WITHOUT PERMISSION

Ground Floor Plan

1 : 100

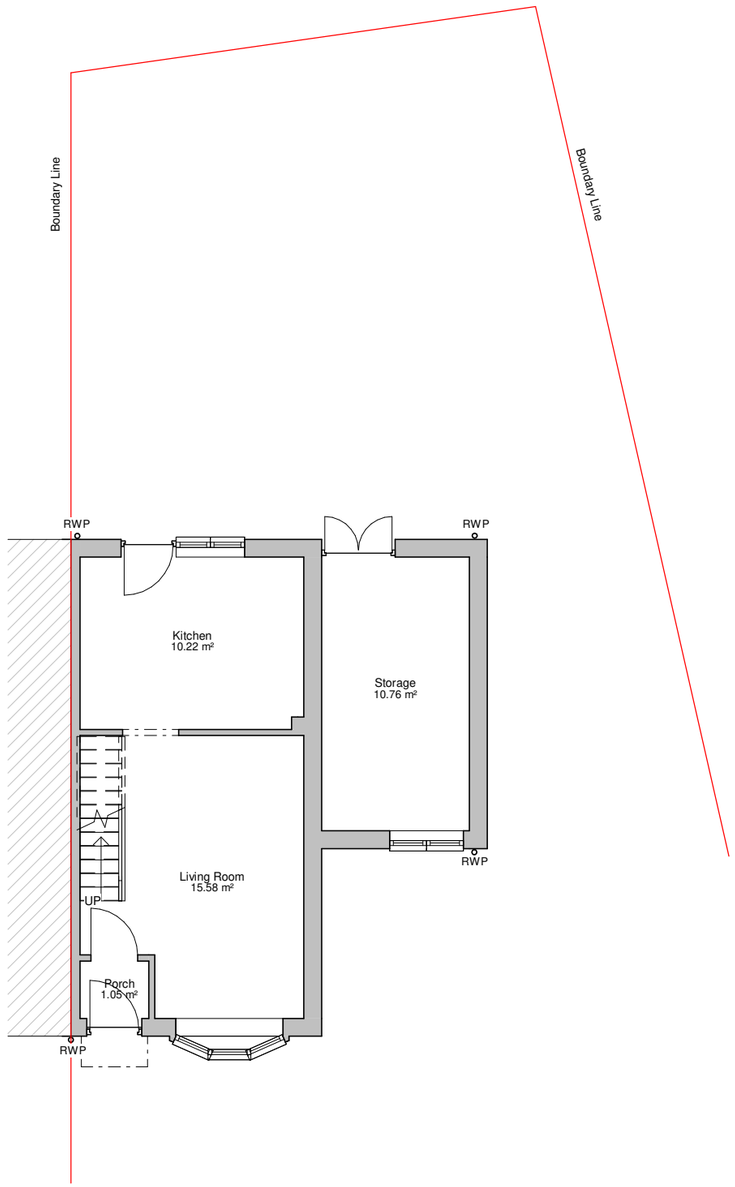

First Floor Plan

1 : 100

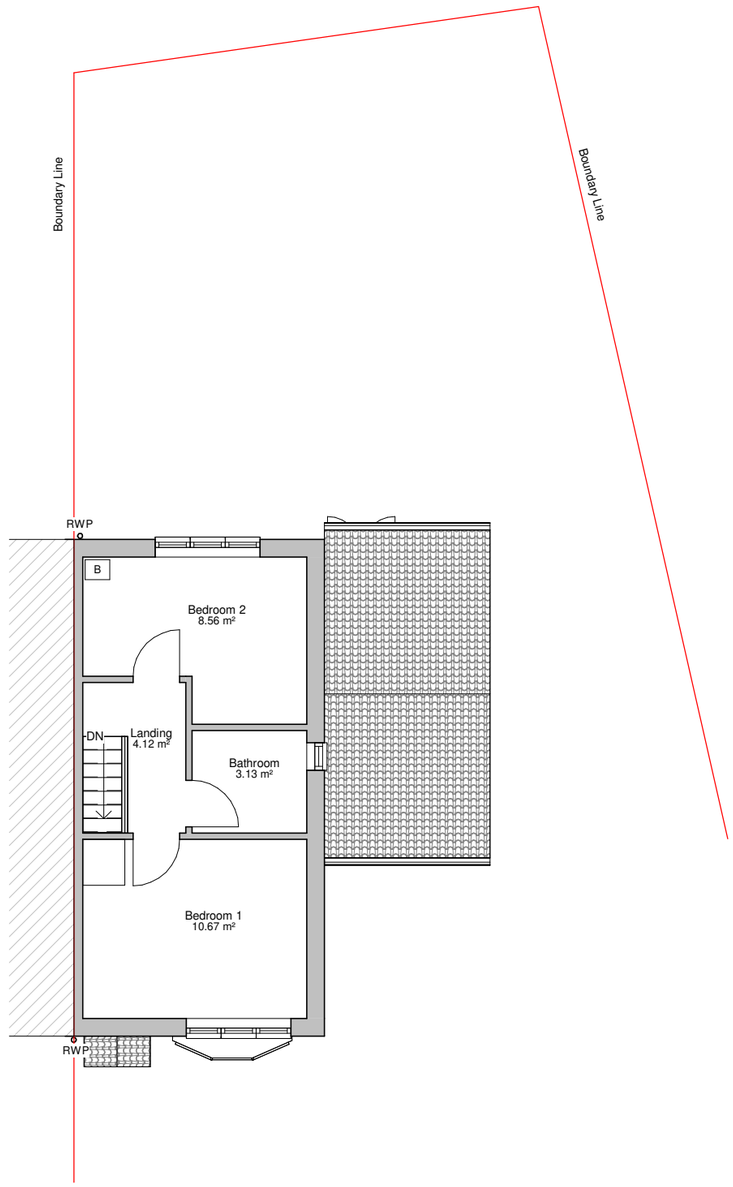

PROGRAMME:

KEY:

	Neighbouring context	RWP	Rain Water Pipe
	Existing walls	SVP	Soil Vent Pipe
	Proposed walls		Boundary line
	Proposed rooflight		Existing removed
MH	Manhole		Existing beam
B	Boiler		1.9 m head height
EM	Electric Meter		1.5 m head hieght
GM	Gas Meter		Ridge line

REVISION NOTES:

REV:	DATE:	DESCRIPTION:

GENERAL NOTES:

1. All Dimensions are in millimetres unless otherwise stated
2. All work to be carried out in accordance with current building regulations and all relevant british standards/codes of practice.
3. The Contractor is responsible for the correct setting out of the works on site, all dimensions to be checked prior to fabrication of materials and commencement of works.
4. This Drawing is to be read in conjunction with all relevant drawings and specifications
5. Exact SVP and Boiler position to be determined onsite by contractor
6. A 'macerator toilet' would be required for a certain designs if the toilet location is away from existing SVP
7. Steels imbedded into ceiling may be charged additionally by your contractor
8. All proposed materials are to be similar in appearance to that of the existing house, unless otherwise stated.
9. Skylights must not protrude past the roof slope by more than 150mm
10. Glazing which exceeds 25% of the added floor area will result in extra charges for S.A.P Calculations
11. Windows on a side elevation at first floor level or above must be obscured glazing and non openable below 1.7m
12. Load-bearing partitions and/or posts are shown in a rough position. The exact position is to be confirmed by a structural engineer prior to construction.

EXTENSION PLANS

Extension Plans. Ealing Cross, 85 Uxbridge Rd, London W5 5BW

CLIENT: Joanne Marshall

PROJECT: Existing Plans

PROJECT ADDRESS: 11 Dominic Cl
Wythenshawe, Manchester
M23 9GA

DRAWING TITLE: EXISTING FLOOR PLANS

DRAWN BY: LG | **CHECKED BY:** KH

DATE: 23/01/2025 | **Rev:** R00 | **Rev. DATE:**

SCALE@A3: 1:100 | **DRAWING No:** DC-R00-EX-102

© ***All plans are copyright protected*** -DO NOT REPRODUCE WITHOUT PERMISSION

Roof Plan

1 : 100

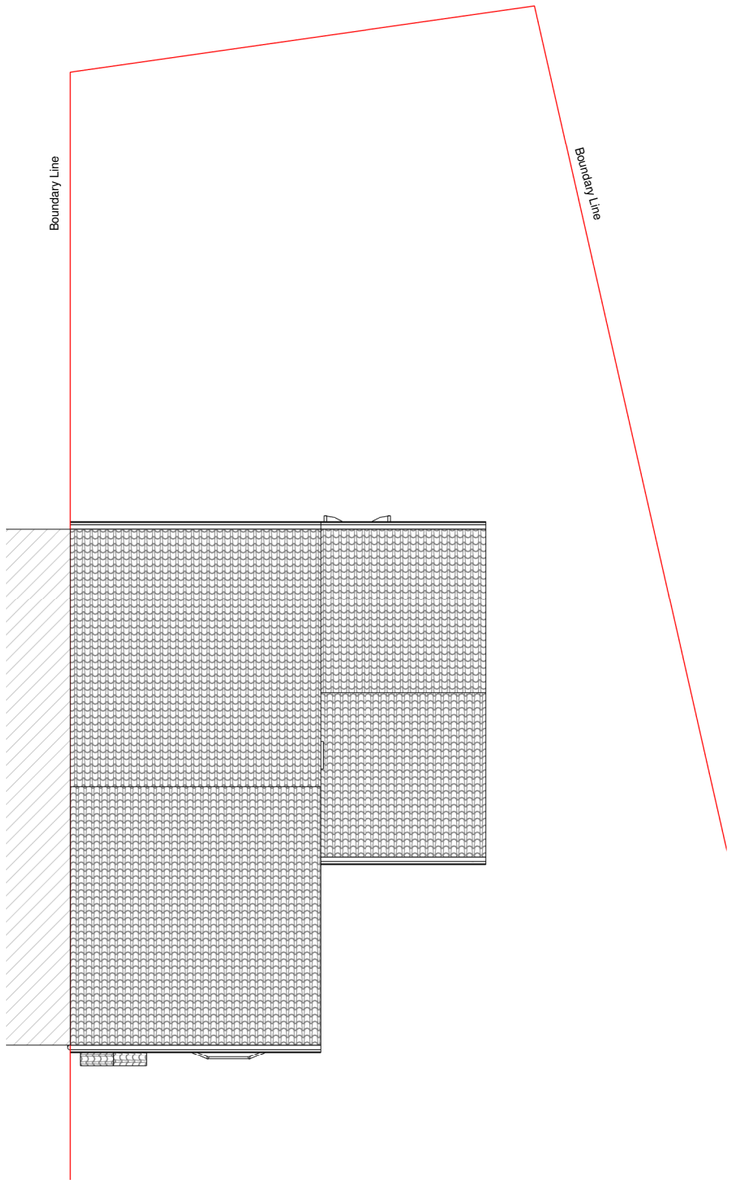

1:100
0 1 2 3 4m

PROGRAMME:

KEY:

	Neighbouring context	**RWP**	Rain Water Pipe
	Existing walls	**SVP**	Soil Vent Pipe
	Proposed walls		Boundary line
	Proposed rooflight		Existing removed
MH	Manhole		Existing beam
B	Boiler		1.9 m head height
EM	Electric Meter		1.5 m head hieght
GM	Gas Meter		Ridge line

REVISION NOTES:

REV:	DATE:	DESCRIPTION:

GENERAL NOTES:

1. All Dimensions are in millimetres unless otherwise stated
2. All work to be carried out in accordance with current building regulations and all relevant british standards/codes of practice.
3. The Contractor is responsible for the correct setting out of the works on site, all dimensions to be checked prior to fabrication of materials and commencement of works.
4. This Drawing is to be read in conjunction with all relevant drawings and specifications
5. Exact SVP and Boiler position to be determined onsite by contractor
6. A 'macerator toilet' would be required for a certain designs if the toilet location is away from existing SVP
7. Steels imbedded into ceiling may be charged additionally by your contractor
8. All proposed materials are to be similar in appearance to that of the existing house, unless otherwise stated.
9. Skylights must not protrude past the roof slope by more than 150mm
10. Glazing which exceeds 25% of the added floor area will result in extra charges for S.A.P Calculations
11. Windows on a side elevation at first floor level or above must be obscured glazing and non openable below 1.7m
12. Load-bearing partitions and/or posts are shown in a rough position. The exact position is to be confirmed by a structural engineer prior to construction.

EXTENSION PLANS

Extension Plans. Ealing Cross, 85 Uxbridge Rd, London W5 5BW

CLIENT: Joanne Marshall

PROJECT: Existing Plans

PROJECT ADDRESS: 11 Dominic Cl
Wythenshawe, Manchester
M23 9GA

DRAWING TITLE: EXISTING FLOOR PLANS

DRAWN BY: LG | **CHECKED BY:** KH

DATE: 23/01/2025 | **Rev:** R00 | **Rev. DATE:**

SCALE@A3: 1:100 | **DRAWING No:** DC-R00-EX-103

© ***All plans are copyright protected*** -DO NOT REPRODUCE WITHOUT PERMISSION

Front elevation
1 : 100

Left elevation
1 : 100

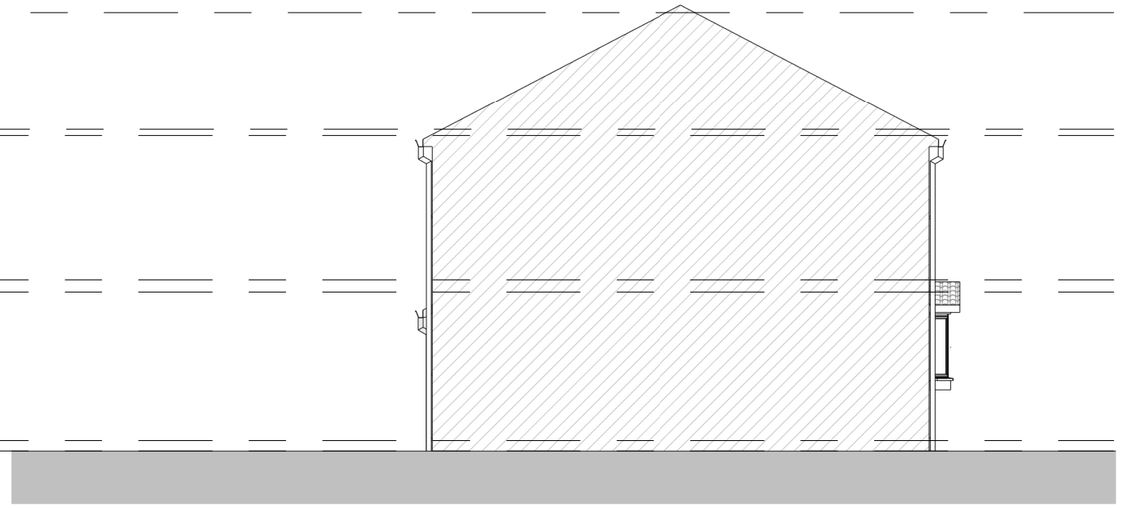

Rear elevation
1 : 100

Right elevation
1 : 100

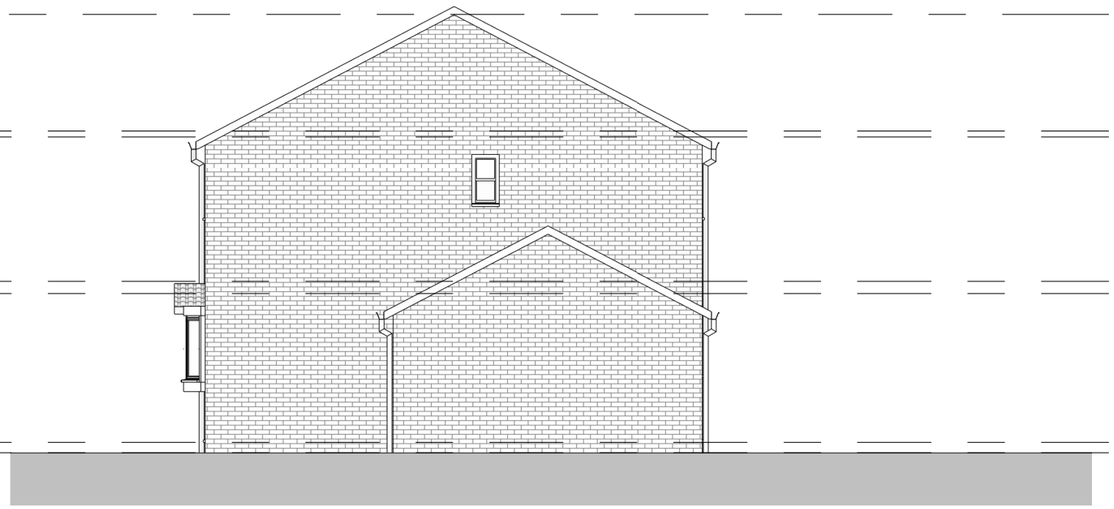

© ***All plans are copyright protected*** -DO NOT REPRODUCE WITHOUT PERMISSION

0 1 2 3 4m 1:100

PROGRAMME:

KEY:

	Neighbouring context	**RWP**	Rain Water Pipe
	Existing walls	**SVP**	Soil Vent Pipe
	Proposed walls		Boundary line
	Proposed rooflight		Existing removed
MH	Manhole		Existing beam
B	Boiler		1.9 m head height
EM	Electric Meter		1.5 m head hieght
GM	Gas Meter		Ridge line

REVISION NOTES:

REV:	DATE:	DESCRIPTION:

GENERAL NOTES:

1. All Dimensions are in millimetres unless otherwise stated
2. All work to be carried out in accordance with current building regulations and all relevant british standards/codes of practice.
3. The Contractor is responsible for the correct setting out of the works on site, all dimensions to be checked prior to fabrication of materials and commencement of works.
4. This Drawing is to be read in conjunction with all relevant drawings and specifications
5. Exact SVP and Boiler position to be determined onsite by contractor
6. A 'macerator toilet' would be required for a certain designs if the toilet location is away from existing SVP
7. Steels imbedded into ceiling may be charged additionally by your contractor
8. All proposed materials are to be similar in appearance to that of the existing house, unless otherwise stated.
9. Skylights must not protrude past the roof slope by more than 150mm
10. Glazing which exceeds 25% of the added floor area will result in extra charges for S.A.P Calculations
11. Windows on a side elevation at first floor level or above must be obscured glazing and non openable below 1.7m
12. Load-bearing partitions and/or posts are shown in a rough position. The exact position is to be confirmed by a structural engineer prior to construction.

EXTENSION PLANS

Extension Plans. Ealing Cross, 85 Uxbridge Rd, London W5 5BW

CLIENT: Joanne Marshall

PROJECT: Existing Plans

PROJECT ADDRESS: 11 Dominic Cl
Wythenshawe, Manchester
M23 9GA

DRAWING TITLE: EXISTING ELEVATIONS

DRAWN BY: LG | **CHECKED BY:** KH

DATE: 23/01/2025 | **Rev:** R00 | **Rev. DATE:**

SCALE@A3: 1:100 | **DRAWING No:** DC-R00-EX-104