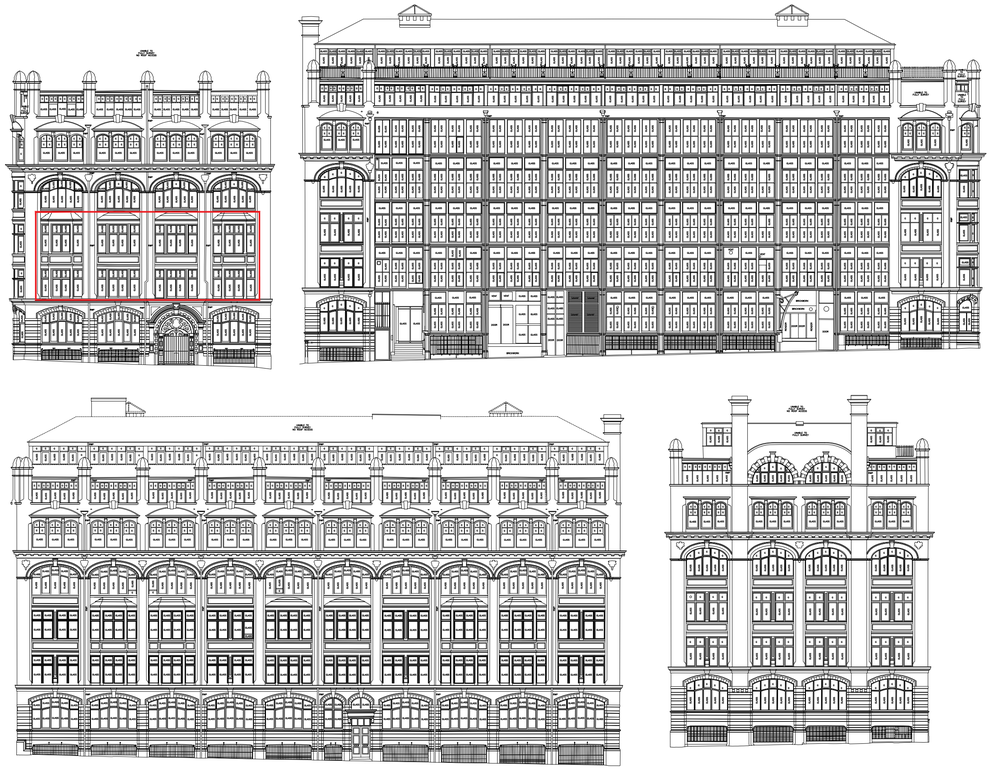

01 503 WINDOW LOCATION ELEVATIONS
SCALE - 1:250 @ A1 — AS EXISTING

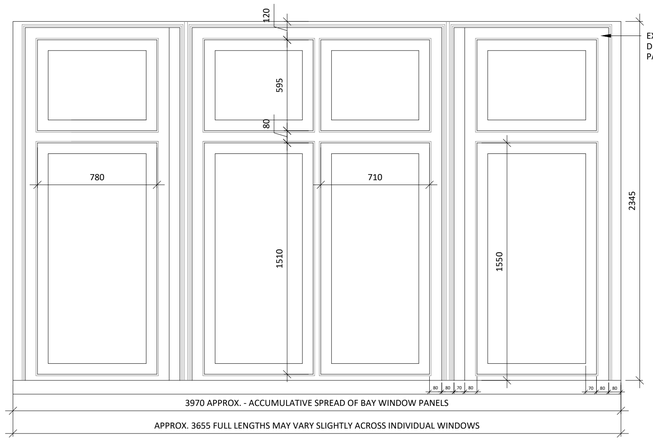

02 503 WNDOW TYPE 04 ELEVATION / SECTION
SCALE - 1:20 @ A1 — AS EXISTING

08 503 WINDOW TYPE 04 IMAGE
NTS — AS EXISTING



03 503 WNDOW TYPE 04 ELEVATION / SECTION
SCALE - 1:20 @ A1 — AS PROPOSED

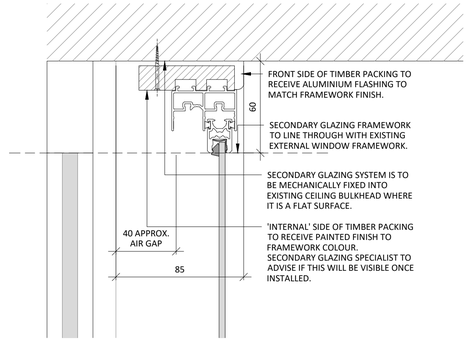

06 503 SECONDARY GLAZING HEAD FIXING DETAIL
SCALE - 1:2 @ A1 — AS PROPOSED

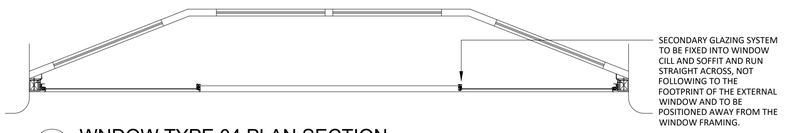

04 503 WNDOW TYPE 04 PLAN SECTION
SCALE - 1:20 @ A1 — AS PROPOSED

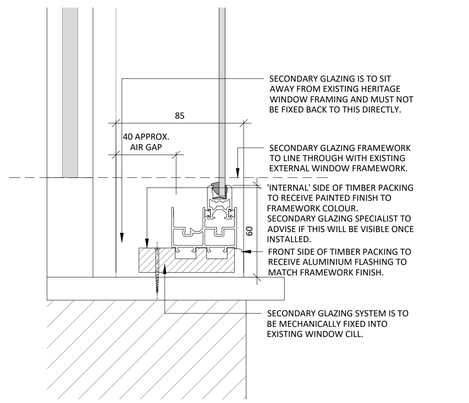

07 503 SECONDARY GLAZING BASE FIXING DETAIL
SCALE - 1:2 @ A1 — AS PROPOSED

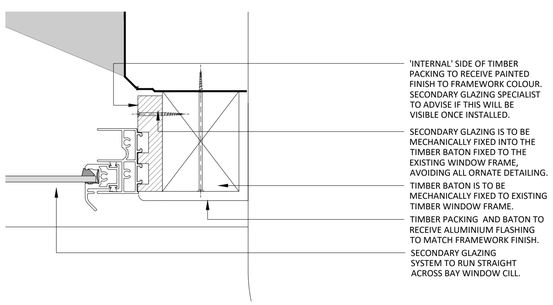

05 503 SECONDARY GLAZING LATERAL FIXING DETAIL
SCALE - 1:2 @ A1 — AS PROPOSED

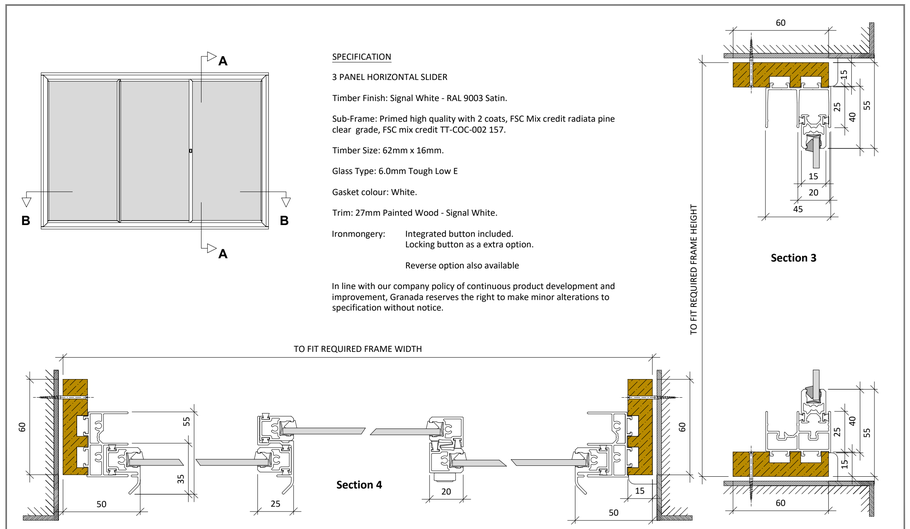

SPECIFICATION

3 PANEL HORIZONTAL SLIDER

Timber Finish: Signal White - RAL 9003 Satin.

Sub-Frame: Primed high quality with 2 coats, FSC Mix credit radiata pine clear grade, FSC mix credit TT-COC-002 157.

Timber Size: 62mm x 16mm.

Glass Type: 6.0mm Tough Low E

Gasket colour: White.

Trim: 27mm Painted Wood - Signal White.

Ironmongery: Integrated button included.
Locking button as a extra option.

Reverse option also available

In line with our company policy of continuous product development and improvement, Granada reserves the right to make minor alterations to specification without notice.

09 503 SECONDARY GLAZING SPECIFICATION DETAILS
SCALE - 1:2 @ A1 — AS PROPOSED

DETAILS AND SPECIFICATIONS HAVE BEEN PROVIDED BY GRENADA SECONDARY GLAZING.



10 503 CASE STUDY REFERENCE IMAGE
NTS — AS PROPOSED

NOTES

ORIGINAL A1

DO NOT SCALE FROM THIS DRAWING.
ALL DIMENSIONS TO BE CHECKED ON SITE.
(DRAWINGS MAYBE SCALED FOR LOCAL AUTHORITY & PLANNING PURPOSE ONLY)
COPYRIGHT PROTECTED.

FOR PLANNING
DO NOT USE FOR CONSTRUCTION

CONSULTANT REFERENCES IN DRAWING:

STRUCTURAL - REF/REVISION

GENERAL NOTES:

THE CONTRACTOR IS NOT TO SCALE FROM THIS DRAWING BUT FOLLOW THE WRITTEN FINISHED DIMENSIONS. ANY DISCREPANCIES BETWEEN THE DRAWING AND THE OTHER CONTRACT DOCUMENTS OR ANY DISCREPANCIES WITHIN A DRAWING OR BETWEEN DRAWINGS MUST BE REPORTED IMMEDIATELY TO THE ARCHITECT.

THE CONTRACTOR IS TO INSPECT THE SITE PRIOR TO TENDER AND IS RESPONSIBLE FOR STRIPPING OUT IN ACCORDANCE WITH THE DRAWINGS ENSURING THAT THE WORK IS UNDERTAKEN SAFELY.

THE CONTRACTOR WILL BE RESPONSIBLE FOR THE SETTING OUT OF THE WORKS.

CONTRACTOR IS TO ALLOW FOR ALL FIRE STOPPING THROUGH WALLS, CEILINGS AND FLOORS.

THE ELECTRICAL INSTALLATION IS TO BE IN ACCORDANCE WITH THE CURRENT EDITION OF THE IEE REGULATIONS AND ALL CABLING TO BE LSF.

THE CONTRACTOR IS RESPONSIBLE FOR THE DETAILED SERVICES DESIGN INCLUDING LOADINGS, CABLE AND PIPEWORK ROUTES AND PIPEWORK / CABLE SIZING AND SPECIFICATION. ALL CABLE TRAY, MS CONDUIT AND OTHER SERVICES ARE TO BE EXPOSED BELOW SLAB/ CEILINGS.

ANY H&V PROPOSAL IS INDICATIVE ONLY AND THE SPECIALIST CONTRACTOR IS TO BE RESPONSIBLE FOR THE DETAIL DESIGN & ALL SWITCH/ SOCKET OUTLETS TO COMPLY WITH CLIENT'S STANDARD SPECIFICATION. ANY SOCKETS IN RETAIL AREA TO BE FINISHED BRUSHED STAINLESS STEEL.

NOTE - ALL EXISTING FIRE RESISTING ENCLOSURES TO SERVICE RISERS TO BE MAINTAINED OR MADE GOOD WHERE DISTURBED. NEW AND EXISTING CABLES, PIPES,AND DUCTS PASSING THROUGH FIRE RESISTING CONSTRUCTION TO BE ADEQUATELY FIRE STOPPED. NEW AND EXISTING DUCTWORK PASSING THROUGH FIRE RESISTING CONSTRUCTION TO HAVE FIRE DAMPERS.

ANY WALL, CEILING LININGS TO BE TO EUROCLASS A (CLASS O EQUIVALENT).

CONTRACTOR AND SUPPLIERS OF SPECIALIST JOINERY/ EQUIPMENT TO ENSURE ALL TIMBER MATERIALS ARE TREATED WITH FIRE RETARDANT FINISH TO ACHIEVE CLASS 0 RATING. MDF TO BE ACHIEVE CLASS 0 RATED.

CONTRACTOR AND SUPPLIERS OF SPECIALIST EQUIPMENT TO PROVIDE FIRE RATING CERTIFICATES FOR ALL SPECIALIST LININGS AND LAMINATES TO BE USED FOR NWR APPROVAL.

ALL PAINTS TO BE WATER BASED

ALL DIMENSIONS TO BE CHECKED ON SITE PRIOR TO ANY MANUFACTURE OR CONSTRUCTION OF EQUIPMENT, FINISH, SIGNAGE ETC.

0 2.5 5.0 7.5 10.0 12.5m
Scale 1:250

0 0.20 0.40 0.60 0.80 1.0m
Scale 1:20

0 20 40 60 80 100mm
Scale 1:2

REV	DATE	DESCRIPTION	DRAWN	CHECKED
3.04	23/04/25	REVISED FOR PLANNING Case study reference image added.	JW	ARB
3.03	24/02/25	REVISED FOR PLANNING revised for planning approval.	JW	ARB
3.02	19/11/24	ISSUED FOR PLANNING Plan section detail amended.	JW	ARB
3.01	14/08/24	ISSUED FOR PLANNING Plan section detail added.	JW	ARB
3.00	16/10/23	ISSUED FOR PLANNING Issued for planning.	JW	ARB

AXI

ADDRESS : 4th FLOOR CALICO 53-55 MOSLEY STREET, MANCHESTER ,M2 3HQ
TELEPHONE : +44 (0)161 879 7357
EMAIL : www.axi.studio
COMPANY No : 11847325

CLIENT

GROSVENOR

PROJECT

CANADA HOUSE
CHEPSTOW STREET
MANCHESTER

DRAWING REFERENCE

WINDOW TYPE 04 SECONDARY GLAZING DETAILS (BAY WINDOWS) AS PROPOSED

JOB REFERENCE	DRAWING SCALE	DATE	DRAWN	CHECKED
23 - 180	VAR@A1	11/09/23	JW	ARB

DRAWING REFERENCE	STAGE	REV
AXI - 503	3	04