NOTES: All EXISTING signage and window graphics to be removed if applicable.

EXISTING SHOP FRONT ELEVATION

NOTE: A fuse spur needs to be provided for each sign and must be installed in close proximity to each sign.

Window Manifestation Design

Window manifestations to be applied to all visible glazed panels on internal surfaces. Frosted circle design. positioned at 1500mm and 850mm from ground level to meet the Partially Sighted Regulations & Standards

NEW SHOP FRONT

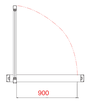

Shopfront: PART NEW
All aluminium components powder coating finished in Grey RAL 9012 Satin.

Doors:
Overhead
Manual closers 90°
with a resistance of no more than 20 neuton metres Hold open in and out operation.

Glazing:
Windows 10.8
Laminated

Aluminium System by:
Senior Aluminium Systems
SFG Section Profiles.

White Epoxy coated aluminium shop front fully glassed to meet BSI Retailing standards

Proposed projection sign.

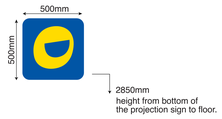

New folded aluminum projection sign coated Pantone 2935 blue (matt), face to be fret cut, backed up with Yellow 299 'Wakey Logo'. Projection sign fixed to face of new sign.

EXISTING SHOP FRONT AND SIGNAGE

SECTION THROUGH SIGN

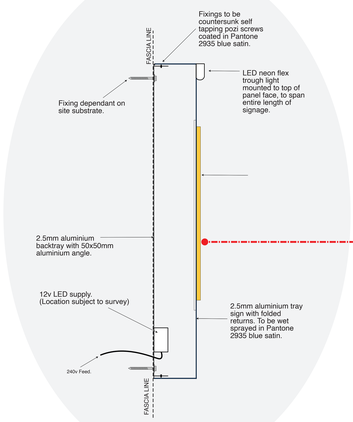

EXTERNAL ILLUMINATION

All black elements to be decorated grey.

New 2.5mm aluminium folded panels with welded and finished corners, coated in Pantone 2935 blue (matt).

Face to be fret cut and have 10mm 050 opal machine cut pushed through letters with Pantone Yellow C vinyl face.

LED Neon Flex trough light mounted to top of panel face, to span entire length of signage.

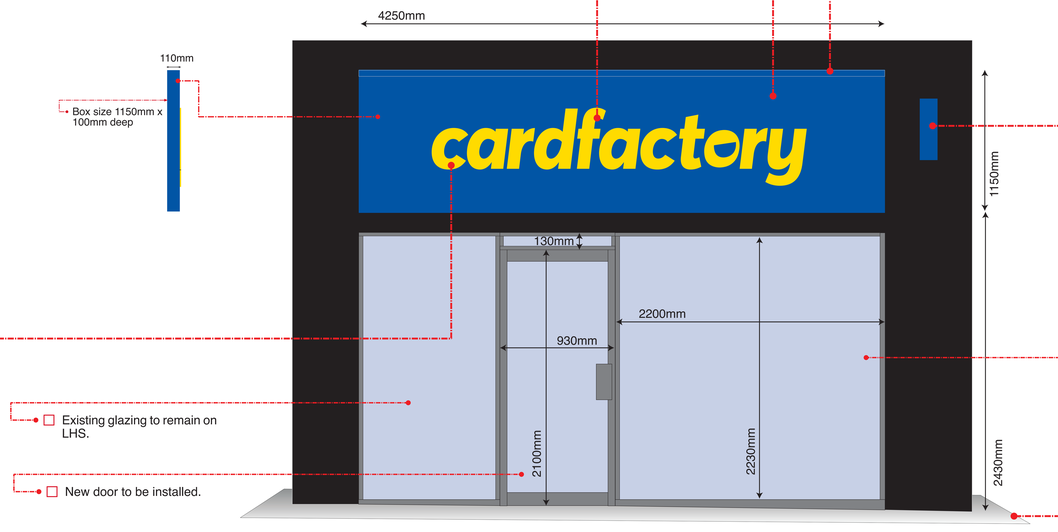

New folded aluminum projection sign coated Pantone 2935 blue (matt), face to be fret cut, backed up with Yellow 299 acrylic letters. Projection sign fixed to brick work.

New glass screen mounted in matt white powder coated material aluminum framed system. Size 2200mm.

Existing glazing to remain on LHS.

New door to be installed.

Existing pavement line

PROPOSED NEW SHOP FRONT AND SIGNAGE

300MM 'C' Height

card

MATERIALS / FINISHES
Aluminium back tray powdercoated in Pantone 2935C Blue (matt) 10mm routed 050 opal acrylic wth digitally printed translucent vinyl to match, letters to be pushed through. Face of letters to be Pantone Yellow 3.
ILLUMINATION - **FULL ILLUMINATION**
LED Neon Flex trough light mounted to top of panel face, to span the entire length of signage.

SCALE

Due to the method of reproduction these plans may not be exact when using a calibrated scale rule, as a guide use the indicated bar which was shown on the original drawing at 1000mm

SCALE 1:50 — 1000mm

The original of this drawing is copyright and contains confidential information. It is the property of Sportswift Ltd. Trading as Card Factory, without whose permission may not be copied, shown or handed to a third party or otherwise used, and is to be returned promptly upon request Card Factory

REVISIONS	DATED

cardfactory

TITLE	Proposed Plan
ADDRESS	**Unit 362** **Wilmslow Road** **East Didsbury** **M20 2DR**
APPLICANT	Sportswift LTD - T/A Card Factory
WORKS DESCRIPTION	New 2.5mm aluminium folded panels with welded and finished corners, coated in Pantone 2935 blue (matt). Face to be fret cut and have 10mm 050 opal machine cut pushed through letters with Pantone Yellow C vinyl face. LED Neon Flex trough light mounted to top of panel face, to span entire length of signage. Partial new shop front to be installed. Existing to be decorated grey.
DRAWING NUMBER	07052025
SCALE 1:50 @ A3	Version 2
SIGNED: J.C.PAYNE	DATED: 07/05/2025

We hereby certify that this plan is a true copy of the plan referred to in connection with the application for building warrant planning consent and approval

CONTACT	Jonathan Payne
E-mail:	jonathan.payne@cardfactory.eu.com
Direct Line:	01924 877846
Mobile:	07714 768 422

Card Factory, Century House, Brunel Road, Wakefield 41 Industrial Estate, Wakefield. WF2 0XG