Important design notes:
•

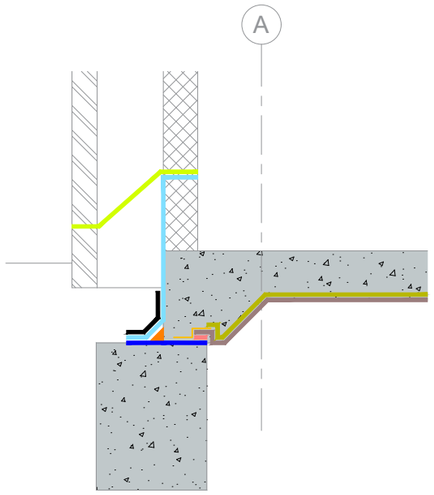

Section 8

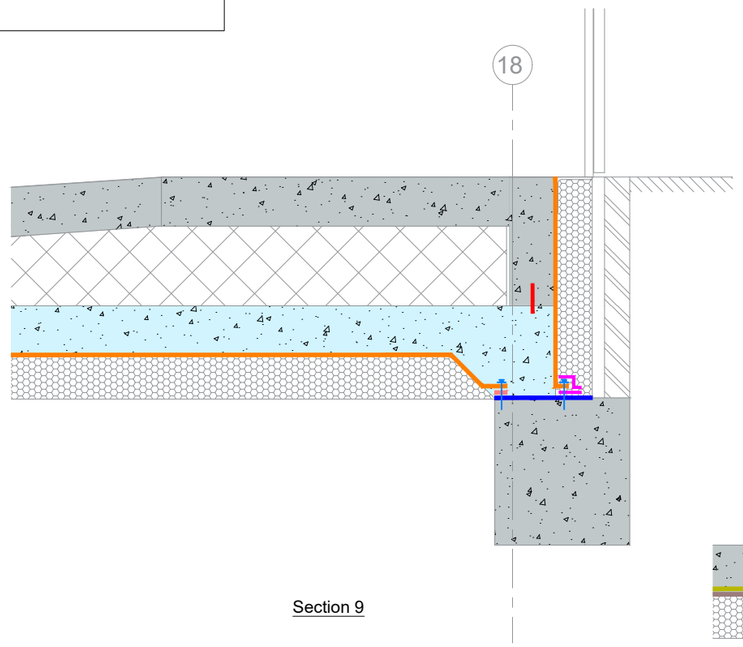

Section 9

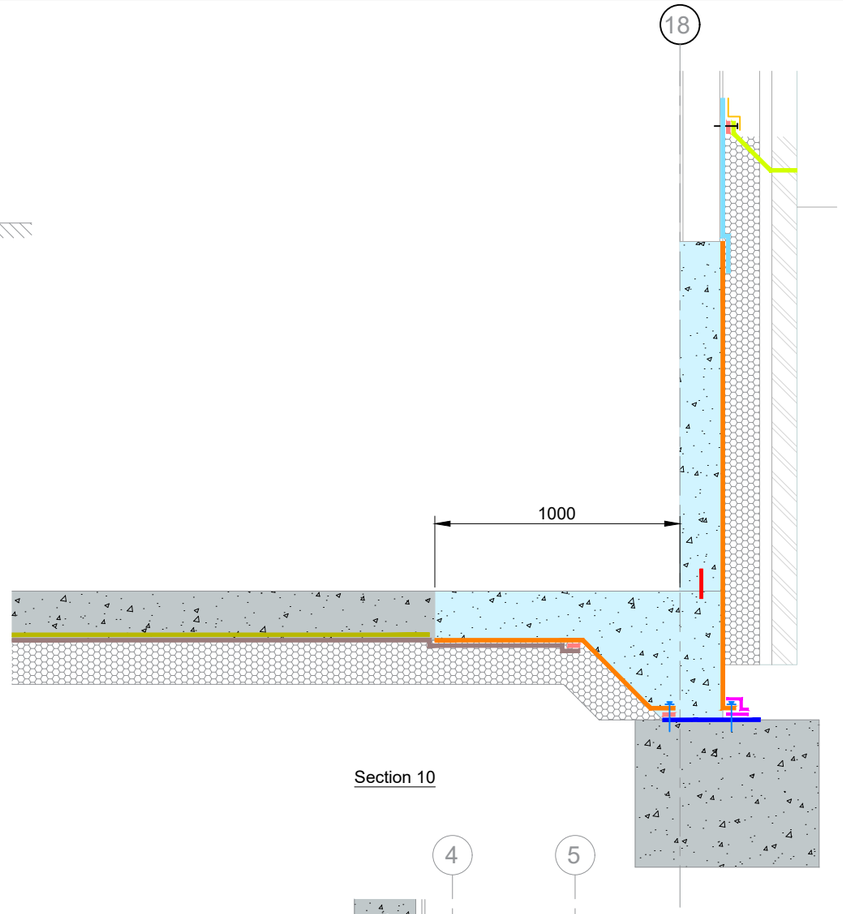

Section 10

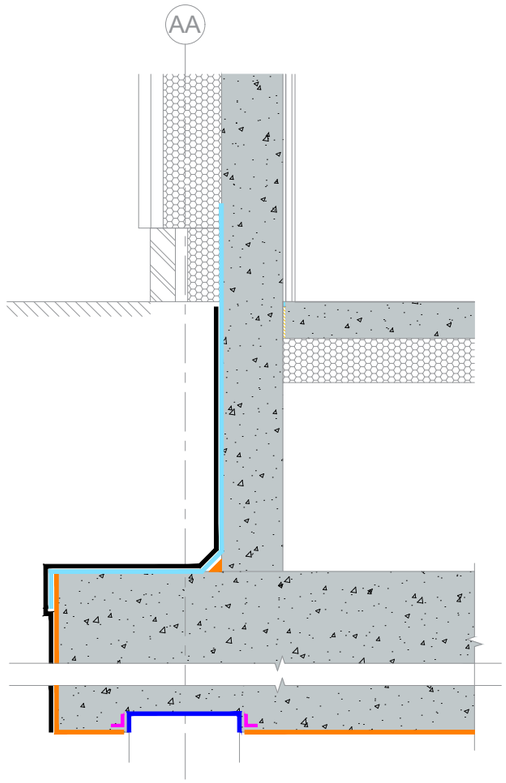

Section 11

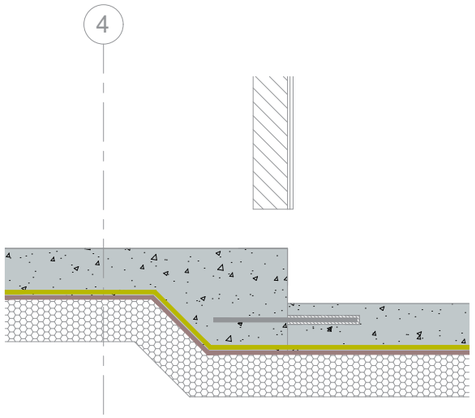

Section 12

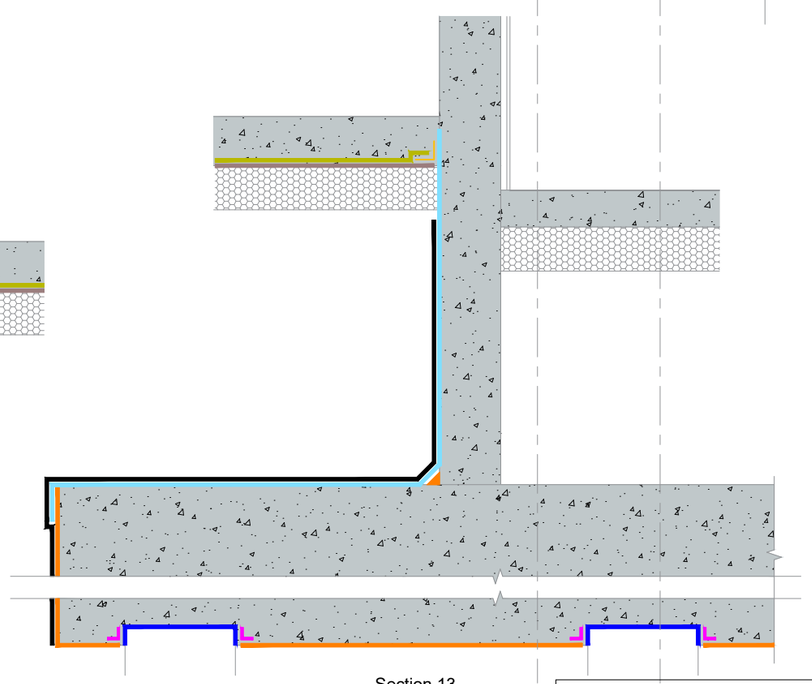

Section 13

KEY

Keys below show products specified on the drawing

- Hydroprufe 6000 — Lap may need to be extended to 300mm if required by building warranty provider
- Protection Board 300
- Protection Board 600
- HCR Foil Girth Tape
- Hydroprufe HCR Butyl Tape
- Hydroprufe DPC
- Hydroprufe 8000 — Alternative self-adhesive Gas Protection membrane may be used should additional certification be required
- Standard Concrete to Structural Liner Wall / Slab
- Hydrocrete Concrete
- Termination Bar
- Teknocem HBR 50 x 50mm Fillet
- Hydroprufe LG — 0.7-1.2mm quartz aggregate to be broadcast into coating where concrete connection is required (0.5kg per 1m²)
- Combi-Seal Plus
- Hydrostop BR on Hydrostop WSM
- Cemflex VB
- Twinseal GR 3mm Application
- Shot Fired Fixing
- Preflex EP
- Exafoam

Conditions

This drawing is copyright of Premcrete. Permission for copying may be obtained from Premcrete.
This drawing must be read in conjunction with the relevant datasheets, BS 8102:2022 and BS 8485:2015+A1:2019 if appropriate.
This drawing has been prepared as a guide to assist with the installation of the products.
This drawing requires the approval of the designer of the structure.
It is the responsibility of the designer to ensure that any design decisions, made by others that have an impact on the waterproofing design are brought to the attention of the waterproof designer.
It is the responsibility of the designer of the structure to ensure that the details shown on this drawing match the construction drawings.
Drawing template is A3L.

Important Notes

The waterproofing design is designed to the Grades of Environment described below:
Grade 1A - Seepage and dampness from internal and external sources tolerable
Grade 1B - No seepage, however damp areas from internal and external sources tolerable
Grade 2 - No seepage through structure is acceptable however condensation and dampness are tolerable as a result of internal air moisture
Grade 3 - Ventilation, dehumidification or air conditioning are required appropriate to intended use in accord with BS 8102:2022 Table 2 to achieve a dry, habitable environment which is outside the scope of this design

Construction joints are required to be scabbled or retarded to ensure good concrete connection. An approved curing agent is to be applied to concrete immediately after pouring concrete.
Laps between dissimilar waterproofing products to be 100mm unless otherwise annotated.
All substructure construction joints must have waterbar installed with a minimum of 75mm concrete cover. (Internal, non-retaining construction joints do not require waterbars).
Maximum pour size to be confirmed by Structural Engineers to maintain 0.3mm designed crack width. Liner wall pours should be cast 'hit and miss to ensure that shrinkage of concrete is compensated.
It is the responsibility of the installing contractor to ensure that good concrete practice is maintained at all times when pouring concrete.
If the design incorporates any of the following products:

- Hydrocrete should be a minimum of 200mm thick or 300mm if poured monolithically in conjunction with standard concrete.
- Hydroprufe Primer to be applied to concrete/ masonry substrate/ cementitious coating prior to the application of Hydroflow Corner Tape or Hydroprufe HCR Foil Tapes.
- Hydroseal Sealer to be applied to all surfaces prior to installing Hydroflow HP.
- High density insulation under Hydroflow HP20 should be fixed to substrate at a minimum of 5 fixings per sheet.

Rev	Date	Description	Dwn	Chk
P01	10/07/25	Issued for Information	RD	AJM

Scale
Not to Scale

GATEWAY 2 DESIGN
Design principles confirmed, further development may be required

This drawing is designed to achieve the following environment in accordance with BS 8102:2022

GRADE 2/GAS

Client Drawing No
240010-PRE-ZZ-GF-D-X-0000011

Client
ERIC WRIGHT CONSTRUCTION

Project
PHOENIX IRONWORKS

Premcrete Drawing No
OP005596-PD-002

Date
09/07/2025

Title
WATERPROOFING TO BUILDING SECTIONS - SHEET 2

PREMCRETE
44 Macadam Way | West Portway Industrial Park
Andover | Hampshire | SP10 3XW
Tel: 02380 276166 | sales@premcrete.com
www.premcrete.com