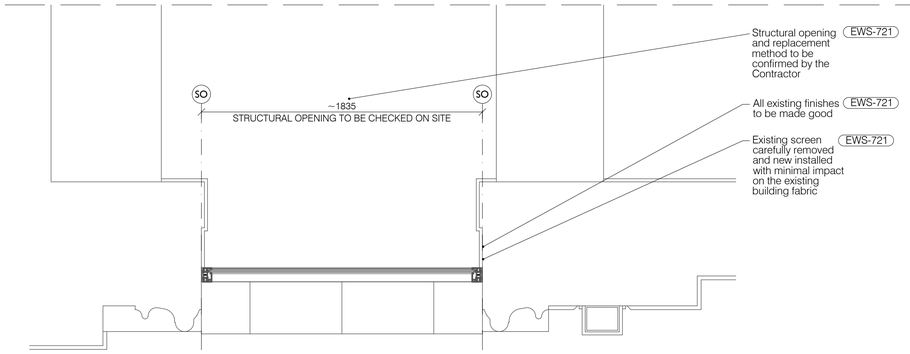

01 PLAN

TYPICAL PLAN

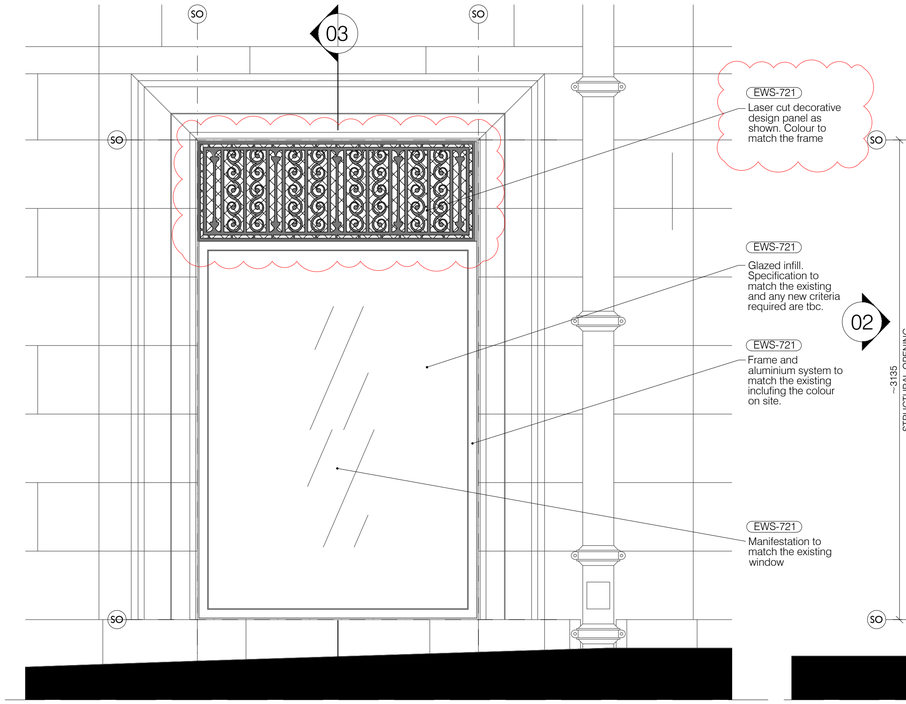

02 ELEVATION

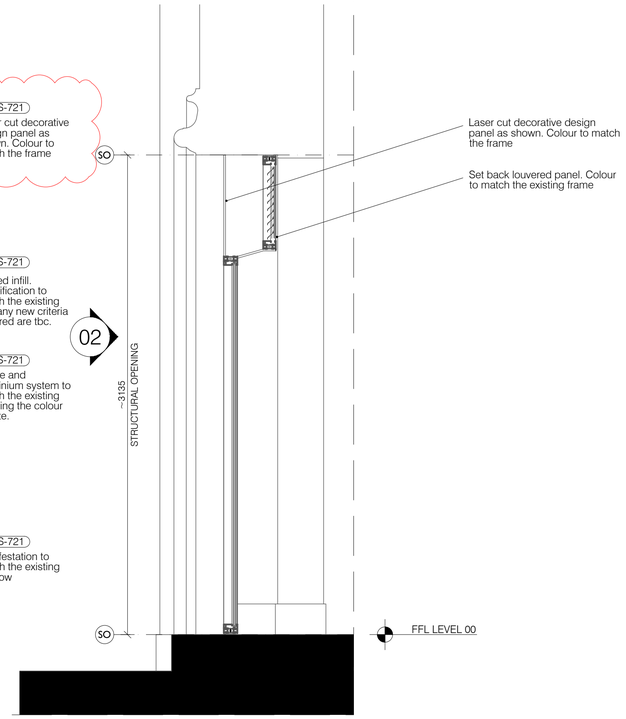

03 SECTION

Scale 1:20 m
0.2 0m 0.4 0.8

A1 sheet size

ANOMALY

General notes

1. This information is confidential and the copyright of Anomaly.

2. Anomaly accepts no liability for use of this drawing by parties other than the party for whom it was prepared or for purposes other than that which is stated on the issue sheet. It shall not be disclosed or passed to any other party in any form in whole or part without Anomaly's express permission in writing nor should any other party place reliance upon it.

3. Where data is supplied electronically, it is for convenience only. The original information is the printed or controlled copy which will be supplied on request.

4. All dimensions are in millimetres. No dimensions or other information shall be inferred from the electronic data unless specifically stated on the printed or controlled copy. Where dimensions are not given, drawings must not be scaled and the matter should be referred back to Anomaly.

5. This drawing should be read in conjunction with all other project information, produced by Anomaly and others. In the event of any conflict between the information contained on this drawing and in any other project document, drawings, specifications, schedules etc. the matter must be referred back to Anomaly for clarification.

6. All dimensions and conditions are to be checked on site by the contractor prior to preparing designs, drawings, calculations etc. or commencing any work. The contractor is responsible for checking that there is no conflict between site dimensions and drawn dimensions

Key plan

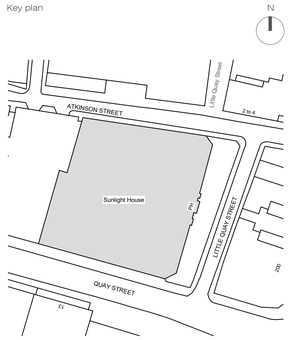

Drawing key

Status	Revision	Date	Description
S2	C01	27/02/2025	Construction issue

Drawn by	Checked by	Approved by
	LS/AM	LS/AM

Architect
ANOMALY
Morelands, 5-23 Old Street
London EC1 V9HL
+44 (0) 20 7054 1145
hello@anomaly.london
www.anomaly.london

Client
Karrev (Sunlight) Ltd.

Project
SUNLIGHT HOUSE
Little Quay St,
Manchester M3 3HP

Drawing title
WINDOW LAYOUTS
CAFE WINDOW

Job number	Sheet size	Scale @ A1	Scale @ A3
126	A1		

Project stage
CONSTRUCTION

Drawing number
SLH-ANO-P0-XX-DR-A-21601

© Copyright - Anomaly