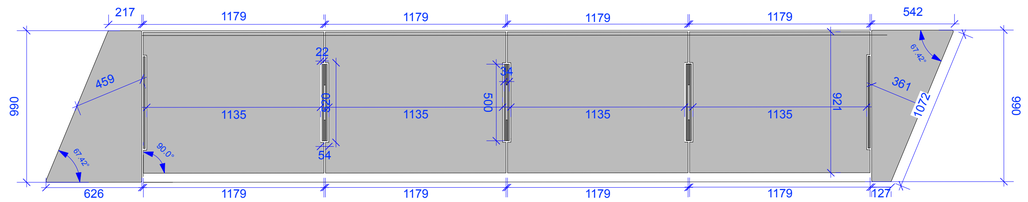

P1 Planter Plinth A - Plan
1:20

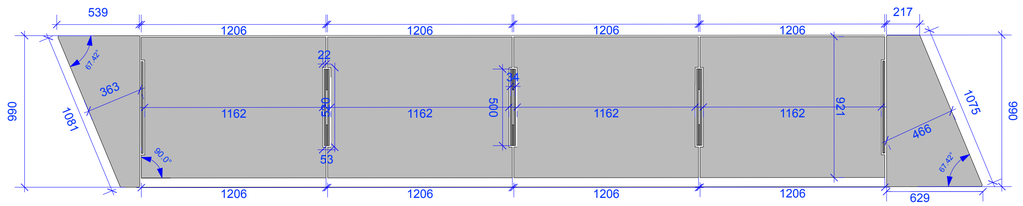

P2 Planter Plinth B - Plan
1:20

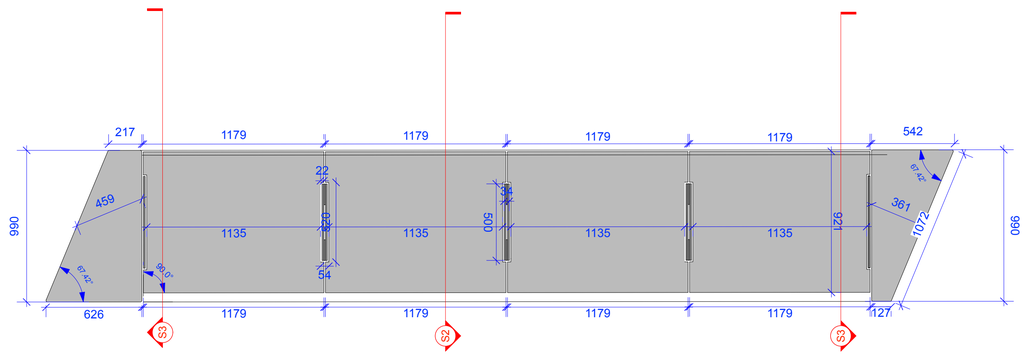

P3 Planter Plinth C - Plan
1:20

To have routed channel to house cabling for lighting - a 50mm diameter central duct from ground. 25mm diameter channeling across to luminaires. Refer to drawing OTH-PLA-EE-ES-DWG-7010, 7011 and 7012 for details. Refer to Arup drawings for lighting details and specifications.

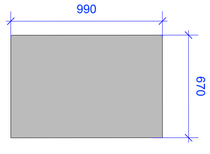

S1 Planter Plinths - Section
1:20

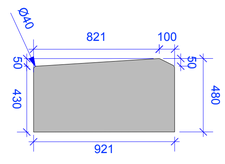

S2 Planter Plinths - Section
1:20

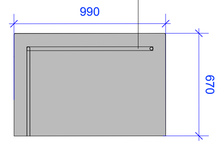

S3 Planter Plinths - Section
1:20

LOCATION PLAN

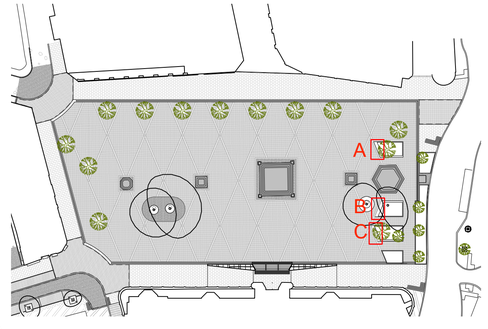

THIS DRAWING IS COPYRIGHT PROTECTED AND MAY NOT BE REPRODUCED IN WHOLE OR PART WITHOUT WRITTEN AUTHORITY FROM THE OWNER.
© Planit Intelligent Environments Limited

NOTES:
1. Do not scale from this drawing.
2. Always work to noted dimensions.
3. All dimensions are in millimetres unless otherwise stated.
4. All setting out, levels and dimensions to be agreed on site.
5. The dimensions of all materials must be checked on site before being laid out.
6. This drawing must be read with the relevant specification clauses and detail drawings.
7. Order of construction and setting out to be agreed on site.

For location of plinths refer to drawing: OTH-PLA-EE-ES-DWG-L-4000

Refer to drawings OTH-PLA-EE-ES-DWG-L-7010, 7011, 7012 for seating plinth details.

1. NATURAL STONE SEATING PLINTH BASE:

Material: Scottish Green Schist
drawings.
- Supplier: Hardscape Products Ltd.
- Colour: Green
- Finish: Flamed visible faces, laser etched detailing to vertical faces.
- Sizes: Refer to dimensions on drawings.
- Additional requirements / Accessories:
- Special end 'cheek' units to have include 10mm chamfered top edge detail as shown on drawings, to have honed finish.
- Dowel fixed with steel rods to concrete foundation (refer to engineers detail drawing OTH-RAM-EE-ES-DWG-N-0107)
- Bedded on proprietary bedding mortar to Q25/442
- 6mm jointed, modulous joint fill
(refer to clause below F21/123A)
- Stone units to include tapering profiles as shown on drawings.
- Allowance to be made for laser etched detailing to exposed vertical faces of stone.

Refer to specifcation clause: F21 199C

NOTE: Design subject to final approval of manufactureres fabrication drawings, all measurements to be checked on site prior to ordering and fabrication.

Revision Notes:
1. Construction Issue

Revision	Date	Description	Drawn	Apprvd.
C01	01/04/21	Construction Issue	SR	MS
05	18/01/21	Stage 4 Issue (Re-Coordination)	SR	MS
04	14/11/19	Refer to revision notes	SR	MS/KR
03	11/10/19	Stage 4 Issue - refer to notes	SR	MS/KR
02	06/09/19	Planning Issue	SR	MS/KR
01	26/07/19	Stage 4 Issue	SAB	MS

Planit I.E. Limited
E: info@planit-ie.com W: planit-ie.com
MANCHESTER
2 Back Grafton St , Altrincham, WA14 1DY
T: 0161 928 9281
LONDON
Unit 6 Waterside, 44-48 Wharf Road, London, N1 7UX
T: 0207 253 5678
LIVERPOOL
No. 8 Princes Parade, Princes Dock, Liverpool, L3 1DL
T: 0151 705 6746

Client Manchester City Council

Project Our Town Hall

Drg Title Seating Plinths Stone Details

Created on	Created by	Approved by
26.09.19	MS	KR

Scale	Size	Workstage
1:20	A1	Stage 5

Drg No.	Suitability	Revision
OTH-PLA-EE-ES-DWG-L-5011	S4	C01

© Planit I.E. Limited