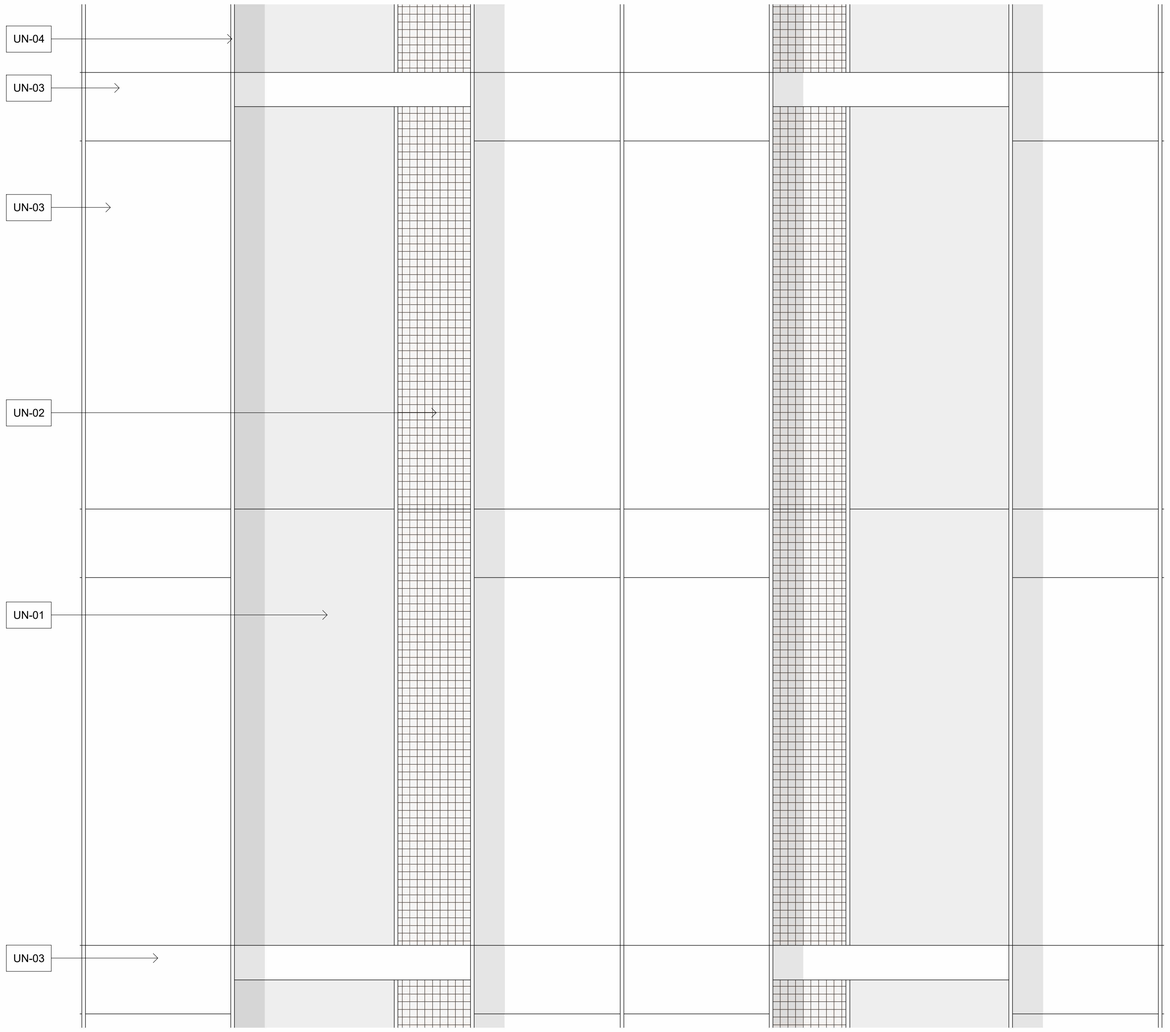


1 | Elevation - Unitised Typical
1 : 20

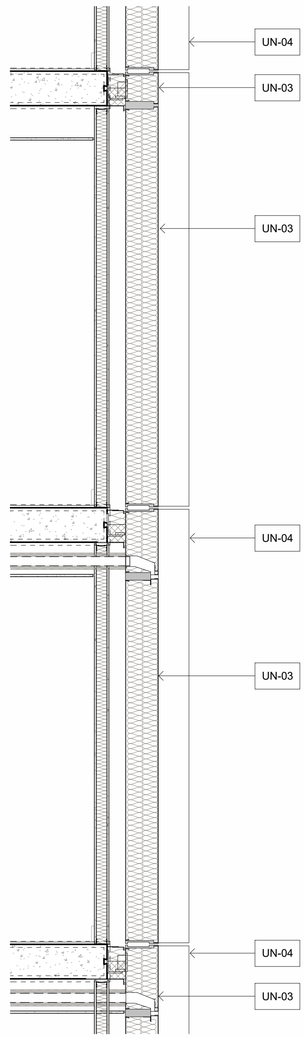


2 | Section - Through Opaque Panel
1 : 20

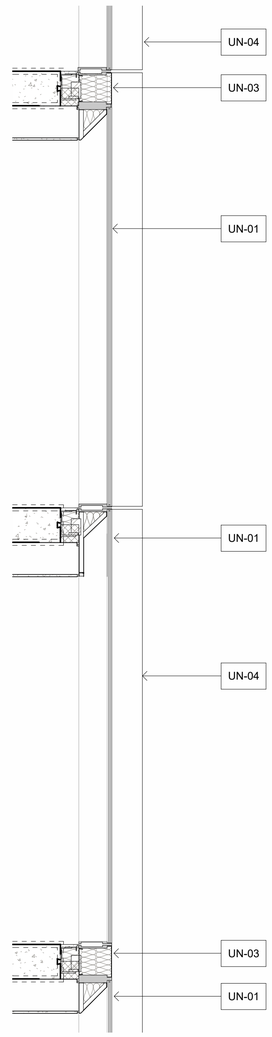


3 | Section - Through Vision Panel
1 : 20

0m 1m 2m

## General Notes

Use figured dimensions only. Do not scale off this drawing. All dimensions must be set out and checked by the contractor on site prior to commencement of construction. Any variations between drawings and site must be reported to TGA before work proceeds.

Drawings to be read in conjunction with Architectural Specification, Structural Engineer's Drawings and Specifications, Mechanical & Electrical Engineer's Drawings and Specifications, all Supplemental Information, including but not limited to; Detailed Fire Strategy, Acoustic Report, Thermal Report & Overheating Report.

No portion of the Works to commence without acceptance of the required submittals by the Employer.

Main Contractor to submit relevant documents to building regulation and legislation approval authorities as required to comply with the Specification.

## Legend and Notes

AP-01: Architectural Precast Banding
AP-02: Architectural Precast Sill
BR-01: Facing Masonry
BR-02: Masonry Pier
BR-03: Stepped Feature Masonry Pier
BR-04: Rusticated Pier
BR-05: Brick Soldier Course
BR-06: Feature Brickwork
CP-01: Anodised aluminium coping
DR-01: Anodised aluminium framed glazed door
DR-02: Aluminium framed louvred door with decorative screen
DR-03: Anodised aluminium framed solid door
DR-04: Automatic Circular Integtrated Draft Lobby
UN-01: Vision Unit Type 1 - Full height clear vision unit (Unitised)
UN-02: Purge Vent - Anodised aluminium perforated panel in plane of facade
UN-03: Opaque Unit - Anodised aluminium panel (Unitised)
UN-04: Anodised aluminium fin mullions (Unitised)
UN-05: Anodised aluminium glazed door (Unitised)
UN-06: Anodised aluminium solid door (Unitised)
GL-01: Anodised aluminium framed curtain walling
GL-02: Anodised aluminium framed glazed panels with perforated decorative screen
GL-03: Anodised aluminium window frame and sill with perforated purge panel
GL-04: Anodised aluminium framed solid aluminium panels with perforated decorative screen
GL-05: Anodised aluminium framed perforated alumnium panels with decorative pattern
RL-01: External PPC Railing
LF-01: Aluminium louvred screen with decorative perforated screen
CN-01: Anodised aluminium canopy
SN-01: Building signage - Location indicative
AS-01: Anodised Aluminium Soffit

| Rev | Description | Date | By |
|---|---|---|---|
| P01 | Planning Issue | 06.12.24 | EJ |
| P02 | Amendments to Legend and Notes | 23.01.25 | LS |
| P03 | Facade amended to suit ventilation strategy updates | 19.09.25 | TR |

Title
Typical Bay Study - Unitised Typical

Drawing No.
VS9B-TGA-G251-DE-XX-95217

Revision
P03

Status
Planning

Scale
As indicated@A1

Project
Plot 9B_First Street

Client
VITA

TIM GROOM ARCHITECTS

Eastgate, 2 Castle Street, Manchester, M3 4LZ 0161 870 1152

Copyright © Tim Groom Architects Ltd ( 'TGA'). All rights reserved. No part of these drawings or designs may be copied, reproduced or stored in any form without written consent. No works of construction relying on these drawings or designs are permitted without the express written consent of TGA.