Citation ISO Certification
Quality management ISO 9001: 2015 REGISTERED
Certificate No:381342021
© This drawing is copyright protected, and remains the property of hurstwood environmental consulting. It must not be reproduced, used, disclosed or transmitted to third parties in any form without prior written permission.

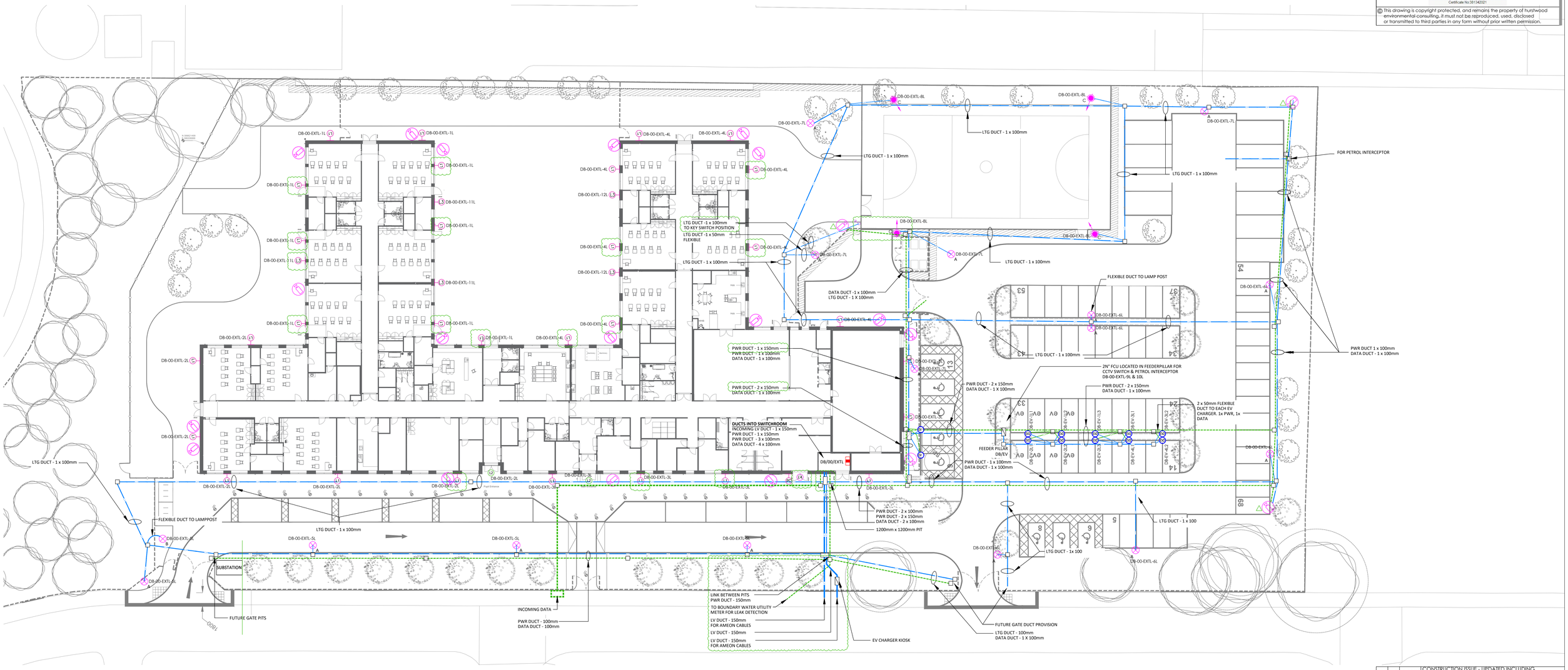

TABLE 1
MINIMUM COVER FOR CABLES

TYPE OF CABLE	GENERAL CONDITIONS	TRAFFIC ROADS	CULTIVATED AREAS	AREAS BENEATH DRAINAGE
ROAD LIGHTING	600mm	750mm TO TOP OF DUCTS	600mm	1.0M
COMMUNICATION	600mm	750mm TO TOP OF DUCTS	600mm	1.0M
ALARM	600mm	750mm TO TOP OF DUCTS	600mm	1.0M
LOW VOLTAGE	600mm	750mm TO TOP OF DUCTS	600mm	1.0M
HIGH VOLTAGE	800mm	1000mm TO TOP OF DUCTS	600mm	1.0M
EHV	600mm	1000mm TO TOP OF DUCTS	600mm	1.0M

TABLE 2
MINIMUM SPACING FOR CABLES

TYPE OF CABLE	HIGH VOLTAGE	LOW VOLTAGE	COMMS	GAS/ WATER	LTHW
HIGH VOLTAGE	150mm	300mm	600mm	600mm	600mm
LOW VOLTAGE	300mm	75mm	300mm	600mm	600mm
ALARM	600mm	300mm	50mm	600mm	600mm

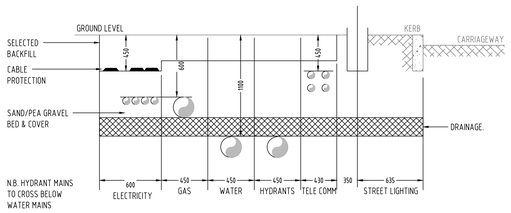

TYPICAL ARRANGEMENT OF TRENCHING FOR EXTERNAL SERVICES (N.T.S)

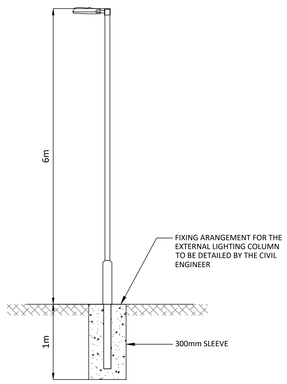

TYPICAL COLUMN LIGHTING FIXING ARRANGEMENT (N.T.S)

LEGEND:

- EXISTING LV DUCTS
- EXISTING DATA DUCTS
- NEW LV DUCTS
- NEW DATA DUCTS
- A — KINGFISHER LIGHTING - VIVA CITY PRO POST TOP LIGHTING TYPE A
- B — ANSELL STREETLIGHTS POST TOP LIGHTING TYPE B
- C — ANSELL 320W LED FLOODLIGHT COLUMN MOUNTED LIGHTING
- ANSELL BULKHEADS - WOLF BLACKPOSTWALL MOUNTED LIGHTING
- L2 — EXTERNAL DOWNLIGHT c/w 3HR BATTERY BACKUP
- L3 — ROBUS RCM9040AS FLOODLIGHT MOUNTED AT 5m
- L4 — ANSELL AG LED EMERGENCY BULKHEAD
- IP66 CCTV CAMERA
- RJ45 FOR CCTV CAMERA
- PC — PHOTOCEL
- KEY SWITCH TO SWITCH MUGA PITCH

GENERAL NOTES:

1. THE DRAWING SHALL BE READ IN CONJUNCTION WITH THE SPECIFICATION AND ALL OTHER DRAWINGS, DOCUMENTS AND DRAWINGS PROVIDED BY HURSTWOOD ENVIRONMENTAL
2. THE DRAWING INDICATES THE DESIGN INTENT FOR THE WORKS
3. THE DRAWING DOES NOT INDICATE THE PRECISE POSITION OF SERVICES AND SHOWS THE INTENDED LOCATIONS OF BUILDING SERVICES ITEMS AND SERVICE ROUTES IN SUCH DETAIL AS TO INDICATE THE DESIGN. THE DRAWING DOES NOT SHOW ALL COMPONENTS THAT MAY BE NECESSARY TO LOCATE SERVICES IN A FULLY COORDINATED MANNER.
4. THE POSITIONS OF ALL CONNECTION POINTS, ACCESSORIES, EQUIPMENT AND OTHER BUILDING SERVICES ITEMS AS SHOWN ON THE DRAWING ARE APPROXIMATE AND FOR GUIDANCE IN THE PREPARATION OF THE TENDER.
5. THE CONTRACTOR SHALL BE RESPONSIBLE FOR THE CO-ORDINATION OF THE INSTALLATION AND SHALL TAKE ACCOUNT OF ALL OTHER WORKS AND TRADES EITHER DURING OR PRIOR TO THEIR INCORPORATION INTO THE WORKS.
6. COORDINATION WORKING DRAWINGS, INSTALLATION DRAWINGS AND BUILDERS WORK DRAWINGS SHALL BE PREPARED BY THE CONTRACTOR.
7. HURSTWOOD ENVIRONMENTAL IS NOT RESPONSIBLE FOR THE DESIGN AND CO-ORDINATION OF ACCESS PLATFORMS, ACCESS COVERS, GRATINGS, LADDERS, STAIRS, RAILS AND PROTECTING ELEMENTS REQUIRED FOR FUTURE MAINTENANCE AND OPERATION OF THE WORKS.
8. THE DRAWING SHALL BE USED FOR THE INTENDED PURPOSE ONLY AND HURSTWOOD ENVIRONMENTAL WILL NOT BE HELD RESPONSIBLE FOR ANY OTHER USE.

UTILITY NOTES

1. THE LOCATION OF UTILITY NETWORK IS TAKEN FROM THE ASSET OWNERS RECORDS. THE LOCATION OF THE SERVICE SHALL BE TAKEN AS INDICATIVE.
2. THE PROPOSED DIVERSIONS ARE SUBJECT TO FURTHER NEGOTIATION AND AGREEMENT FROM THE ASSET OWNER.
3. ALL UTILITIES INFRASTRUCTURE TO BE LAID TO NJUGG STANDARDS.

NOTE: UTILITY COMPANY WORKS PROVIDED FOR INFORMATION. REFER TO SPECIFICATION FOR DESCRIPTION OF CONTRACT WORKS

REV	CHK	DATE	Description
C03	CE	13.05.25	CONSTRUCTION ISSUE - UPDATED INCLUDING COMMENTS
C02	CE	03.03.25	CONSTRUCTION ISSUE - UPDATED INCLUDING COMMENTS
C01	CE	17.02.25	CONSTRUCTION ISSUE - KIER
P05	CE	23.08.24	PRELIMINARY - REVISED FOLLOWING COMMENTS
P04	PC	16.08.24	PRELIMINARY - REVISED FOLLOWING COMMENTS
P03	PC	08.08.24	PRELIMINARY - REVISED FOLLOWING COMMENTS
P02	PC	19.07.24	PRELIMINARY - UPDATED LAYOUT
P01	PC	21.06.24	PRELIMINARY

Architectural X-Ref Drawings:
FF&E X-Ref Drawings:

Drawing Status: CONSTRUCTION

VAUGHAN KIER

hurstwood environmental
Consulting Engineers
www.hurstwood-eng.co.uk
Bolton Office: Atrio, Spa Road, Bolton, BL1 4AG, T: 01204 770 041, E: bolton@hurstwood-eng.co.uk
Liverpool Office: 23 Goodlass Road, Speke, Liverpool, L24 9HJ, T: 0151 728 3360, E: liverpool@hurstwood-eng.co.uk
London Office: 344 Gray's Inn Road, Bloomsbury, London, WC1X 8BP, T: 0203 755 3711, E: london@hurstwood-eng.co.uk

Drawn: L BRIFFA	Chkd: P CHAMBERS	App: M JORDAN	A0
Date: MAY 2024	Scale: 1:200		

Client: MANCHESTER CITY COUNCIL

Project: VARLEY STREET, SEN SCHOOL MANCHESTER
UPRN: 000077240467

Drawing Title: EXTERNAL ELECTRICAL SERVICES LAYOUT

Project No: VAR-VES-ZZ-ZZ-DR-E-9600 (Project Code / Originator / Volume / Level / Type / Role / Number) Rev: C03

Last saved by: CHRIS.EBBS(2025-05-14) Last Plotted: 2025-05-14
Filename: C:\USERS\CHRIS.EBBS\HECHURSTWOOD\FILESTORE - CURRENT PROJECTS\PROJECTS\C4017 - VARLEY STREET SEN SCHOOL\03.ELECTRICAL\04.DRAWINGS\VAR-VES-ZZ-ZZ-DR-E-9600-C03M.DWG