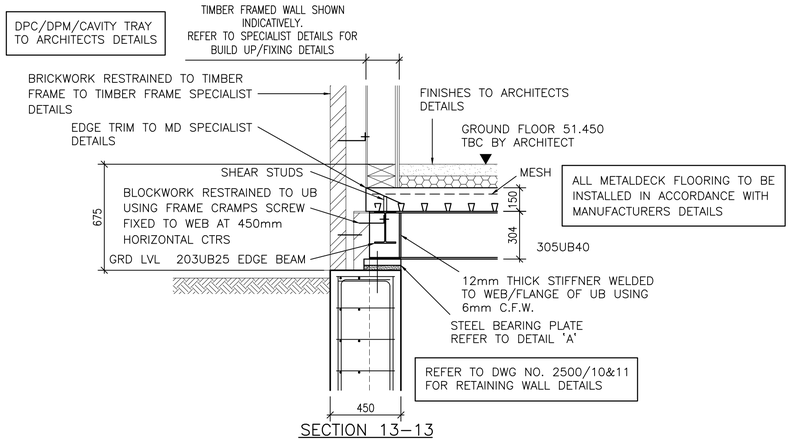

SECTION 13–13
(1:20 AT A1)

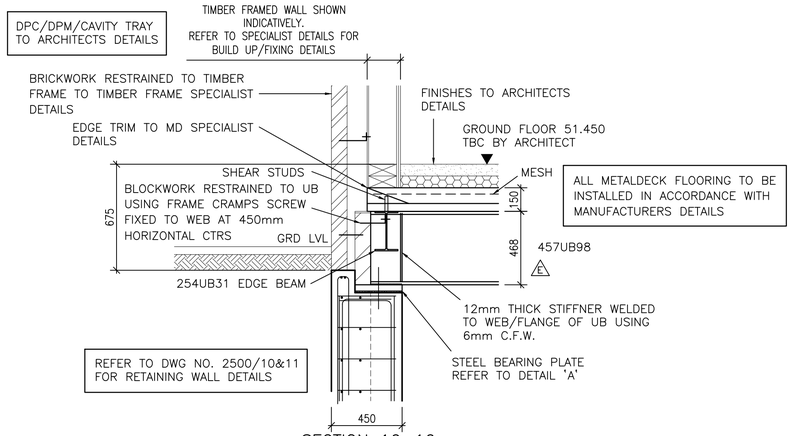

SECTION 16–16
(1:20 AT A1)

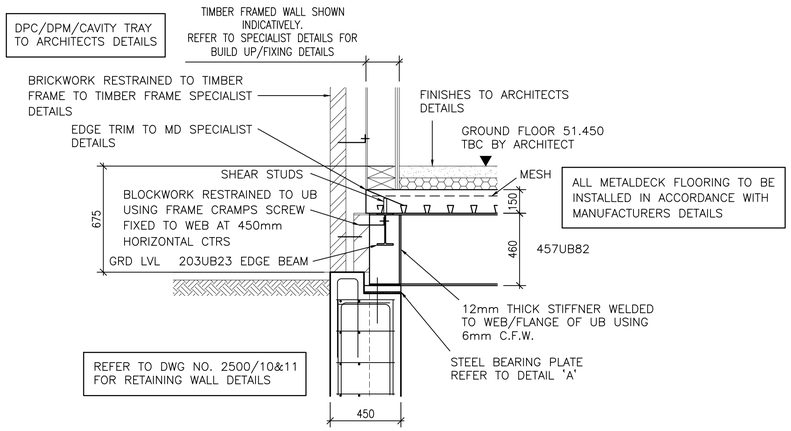

SECTION 14–14
(1:20 AT A1)

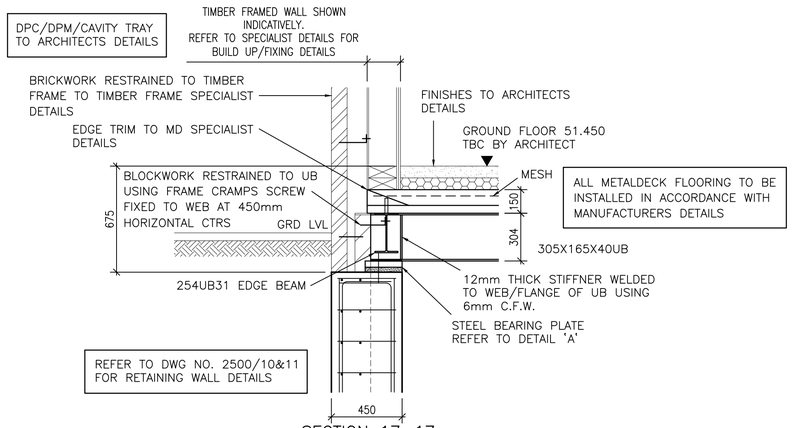

SECTION 17–17
(1:20 AT A1)

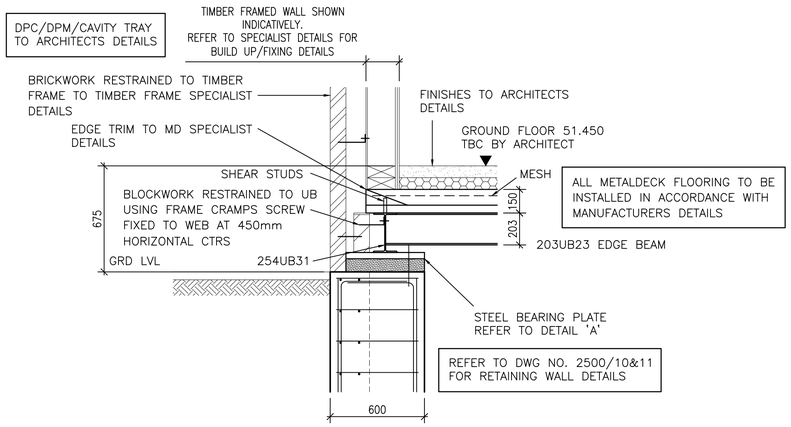

SECTION 15–15
(1:20 AT A1)

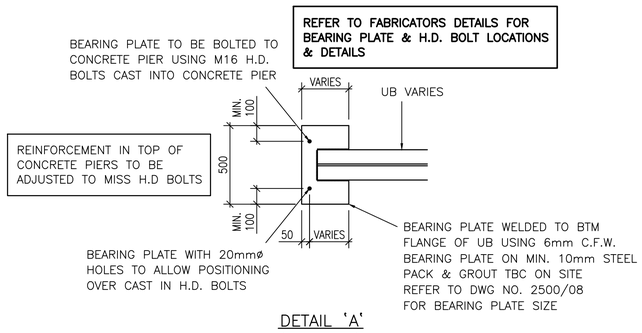

DETAIL 'A'
(1:20 AT A1)

NOTES:

1. REFER TO DWG NO. 2500/02 FOR RETAINING WALL NOTES.
2. REFER TO DWG NO. 2500/08 FOR STEELWORK NOTES.
3. REFER TO DWG NO. 2500/03 FOR METALDECK NOTES.

rev	date	revisions	initials
E	23.02.23	REVISED SECTION 16–16	S.P.M.
D	22.02.23	REVISED HD BOLT POSITIONS	S.P.M.
C	01.02.23	REVISED EXTERNAL GROUND LEVEL & ADDED BLOCK INNER LEAF TO SECTION 13–17	S.P.M.
B	20.01.23	REVISED BEARING PLATE DETAIL ADDED WATERPROOFING NOTE	S.P.M.
A	13.01.23	CONSTRUCTION ISSUE	S.P.M.
P3	08.11.22	DRAWING UPDATED	S.P.M.
P2	19.10.22	PRELIMINARY ISSUE	S.P.M.
P1	26.09.22	ISSUED FOR PLANNING	S.P.M.

client
CHALLENGER GROUP

project
GREENWOOD ROAD
WYTHENSHAWE

drawing
SECTIONS THROUGH TOP OF RETAINING WALL

Philip Wright Associates
Consulting Structural Engineer
21 Union Street, Ramsbottom, Bury, BL0 9AN
Telephone: 07939 547865
Email: info@philipwrightassociates.co.uk

drawn	S.P.M.	date	26.09.22
scale	1:20	checked	
contract no.	2500	drawing no.	04 E