NOTES

Copyright: All rights reserved.
This drawing must not be reproduced without permission.
This drawing must not be scaled. Dimensions are in millimetres unless specified.

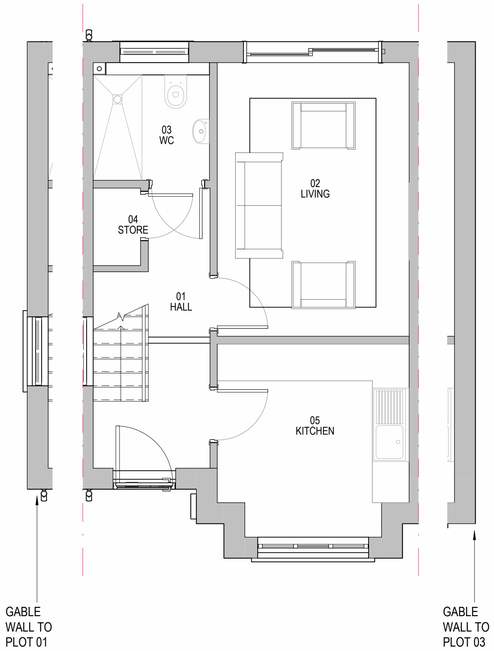

Floor Plan_Level 00

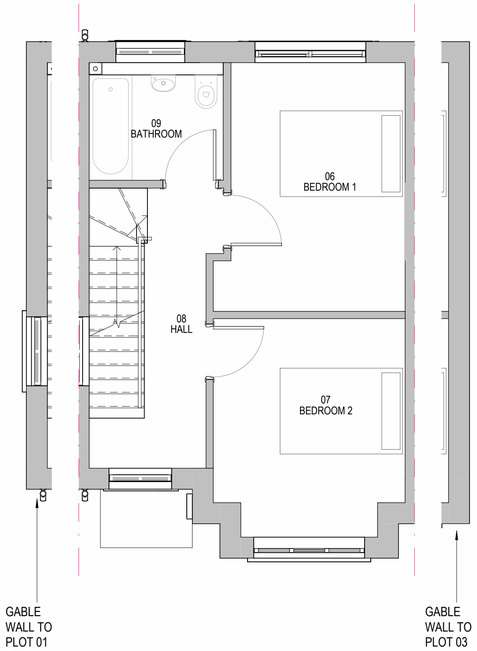

Floor Plan_Level 01

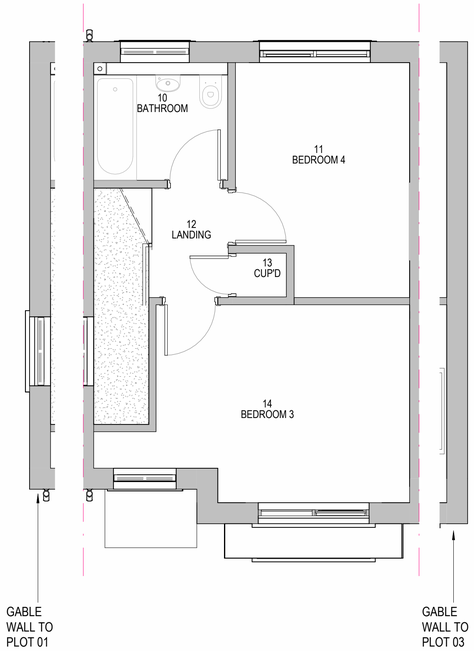

Floor Plan_Level 02

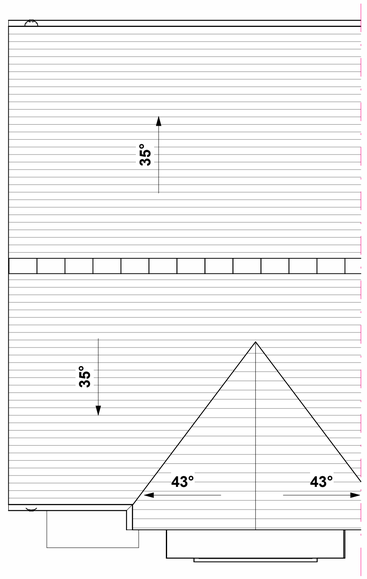

Roof Plan

Note Number	Note Text
01	SLATE ROOF
02	UPVC BLACK - WINDOWS AND DOORS
03	BUFF MULTI BRICK
04	STONE SILL & BRICK HEADER
05	BLACK SPANDREL PANEL

KEY:

01 - SLATE ROOF

02 - UPVC BLACK - WINDOWS AND DOORS

04 - STONE SILL & BRICK HEADER

03 - BUFF MULTI BRICK

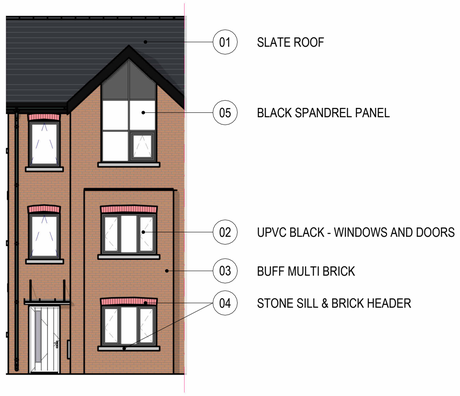

Elevation - South

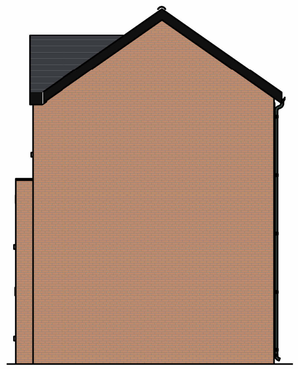

Elevation - East

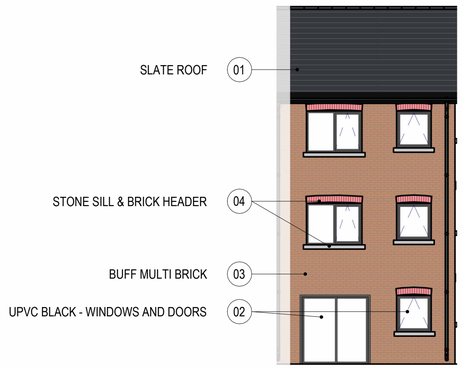

Elevation - North

Elevation - West

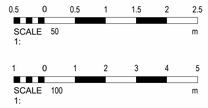

REV	DATE	REVISION NOTE	BY	CHECK
P3	10.01.24	Changed to 4 bed. Windows to gable plot 03 removed.	RM	
P2	06.07.22	Amended in-line with comments from CC	RM	CC
P1	24.03.22	Amended in-line with comments from CC	RM	CC

RACHEL MCDONNELL CREATIVE

THE GROVE SITE

Proposed Floor Plans & Elevations

0000_ 10400 REV P3

STATUS | PLANNING SCALE | As indicated

DRAWN BY | RM DATE | 23.03.22

PS- RM- ZZ- ZZ- DR- A- 10400