GENERAL NOTES

1. All dimensions are in millimeters unless noted otherwise.
2. All levels are in metres unless noted otherwise.
3. This drawing is to be read in conjunction with all other Healey Consulting drawings, specifications, calculations and the relevant Services Engineers drawings where issued for the project.
4. Where any existing structure is assumed to be load bearing, it is the responsibility of the Client to instruct a Contractor to perform opening up works prior to ordering all specified structural elements

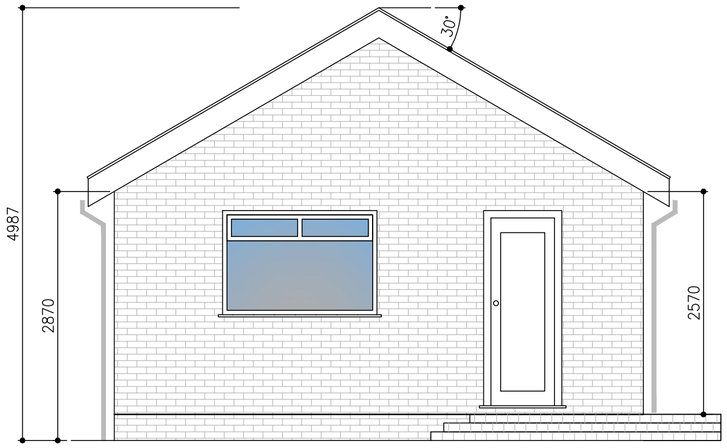

ELEVATION – EXISTING FRONT

Scale 1:50

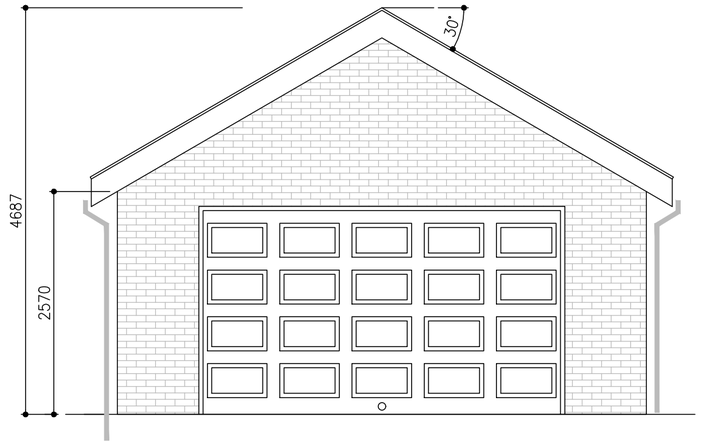

ELEVATION – EXISTING REAR

Scale 1:50

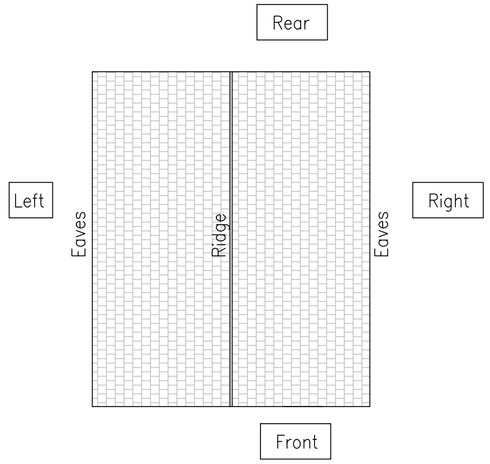

PLAN – ELEVATIONS

Scale 1:100



ELEVATION – EXISTING LEFT

Scale 1:50



ELEVATION – EXISTING RIGHT

Scale 1:50

Scale Bar 1:50

PLANNING APPLICATION

REV	DATE	BY	DETAILS OF REVISION

ARCHITECT / CLIENT
PO CHU LEE

PROJECT
9 HOWARD ROAD
MANCHESTER
M22 4EG

TITLE
CHANGE OF USE OF AN OUTBUILDING
EXISTING GARAGE TO ANNEX
EXISTING ELEVATIONS

DRAWN BY: CR
DATE: 25.07.25
SCALE: 1:50@A2
DRAWING NO.: HC–25474–(20)–02
REVISION: –

HEALEY CONSULTING
Brunel House
63 Dale Street
Milnrow
Rochdale
OL16 3NJ
Tel: 01706 343961
Fax: 01706 343981
email: office@healeyconsulting.co.uk

copyright: Healey Consulting

HEALEY consulting
structural engineering consultants

A2 size drawing sheet (594mm x 420mm)