1. Do not scale this drawing except for planning purposes
2. Drawing to be used for the status indicated only
3. All dimensions and setting out shall be checked and confirmed and any discrepancies to be reported to the Designer prior to commencement of any work
4. All work and materials to be in accordance with current statutory legislation, relevant codes of practice and British Standards
5. Drawing to be read in accordance with relevant consultants and sub-contractors drawings and specifications
6. This drawing is the property of Cross Street Architects and is not to be used in whole or in part without written consent

01 SOUTH ELEVATION 1:50 @ A1

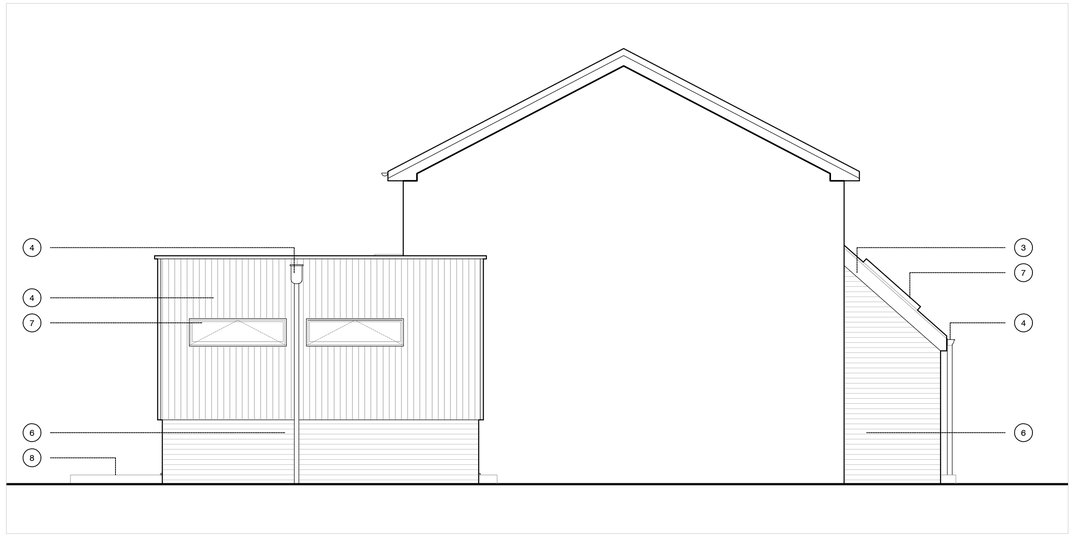

02 EAST ELEVATION 1:50 @ A1

0 0.5 1 1.5 2

03 NORTH ELEVATION 1:50 @ A1

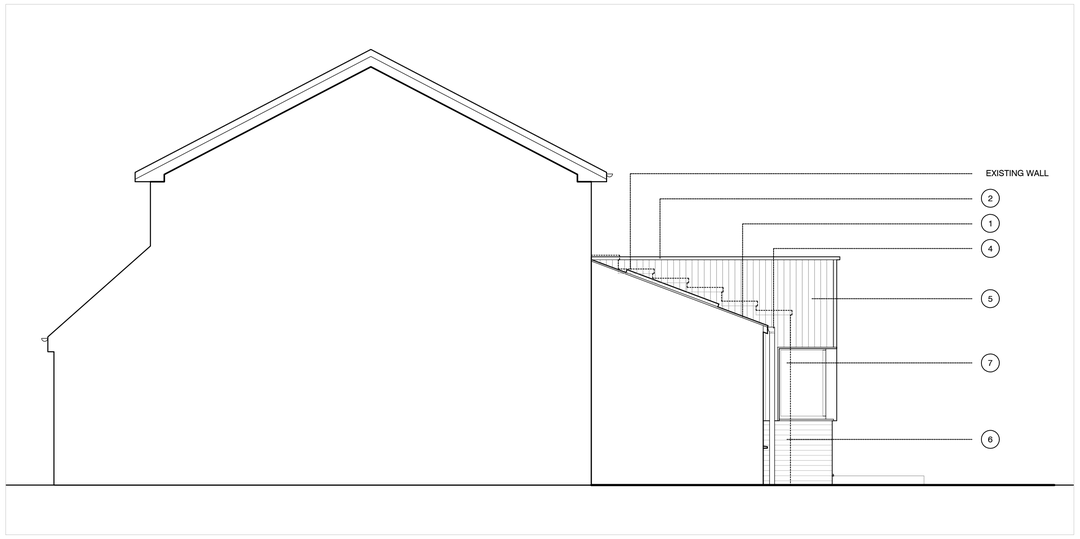

04 WEST ELEVATION 1:50 @ A1

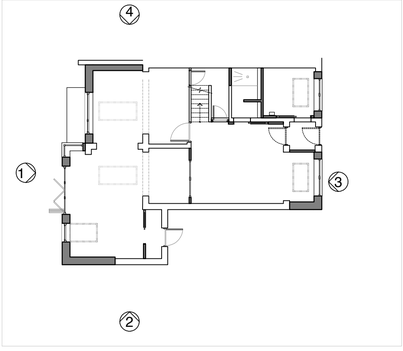

KEY PLAN

1 - Roof - (Rear) VM Zinc ANTHRA (Black)
2 - Roof - (Flat)- Single ply membrane - Grey
3 - Roof - (Front) - Tiles to match existing
4 - Guttering/Rainwater goods Grey
5 - 100mm Larch Cladding - 900mm above FFL
6 - Brick to match existing
7 - Windows/doors/Roof lights aluminum - RAL 6017
8 - Decking - to match cladding.

no.	revision	date
-		

key plan:



Client:

24 Ashstead Road
Sale
M33 3PX

CROSS STREET ARCHITECTS
+ Architects
+ Interiors
+ Planning

CROSS STREET ARCHITECTS
(E) stephen@crossstreetarchitects.co.uk
(M) (44)7913633424
(W) www.crossstreetarchitects.co.uk

Title:

Proposed Elevations

scale:	sheet:	date:
1:50	A1	August 2025

PLANNING

171_08_ELE_204 rev: -