EXISTING GA FRONT ELEVATION

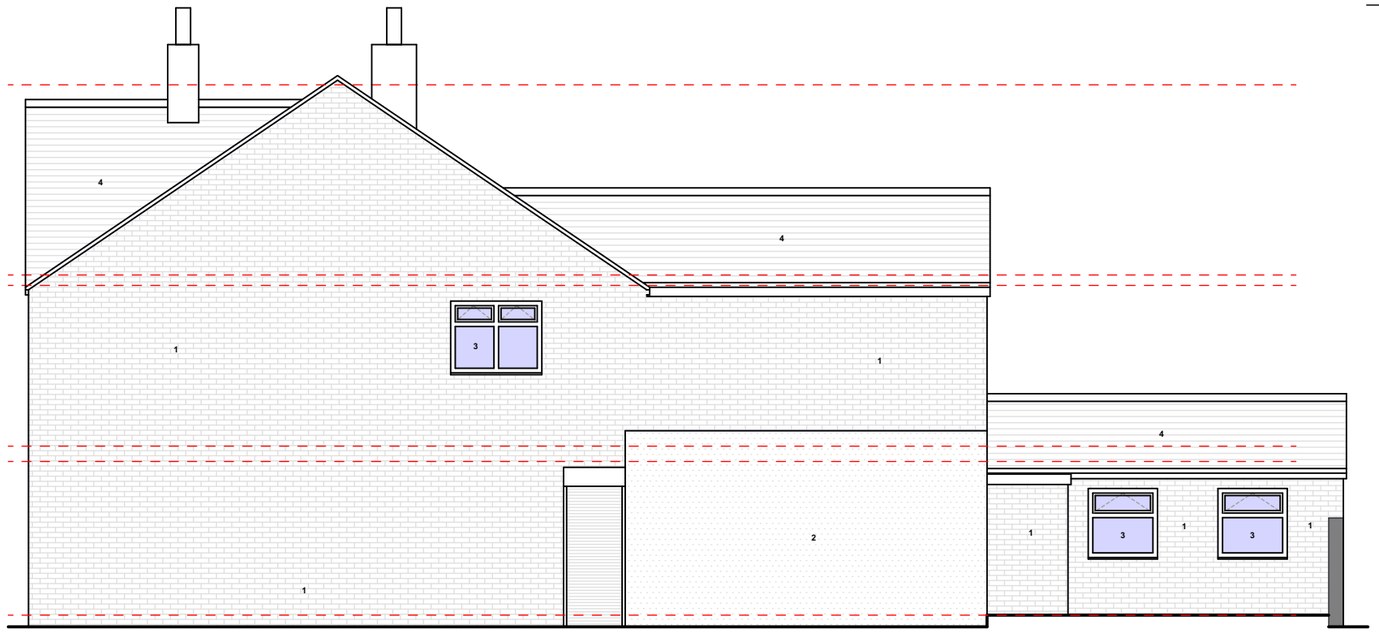

EXISTING GA SIDE ELEVATION 1

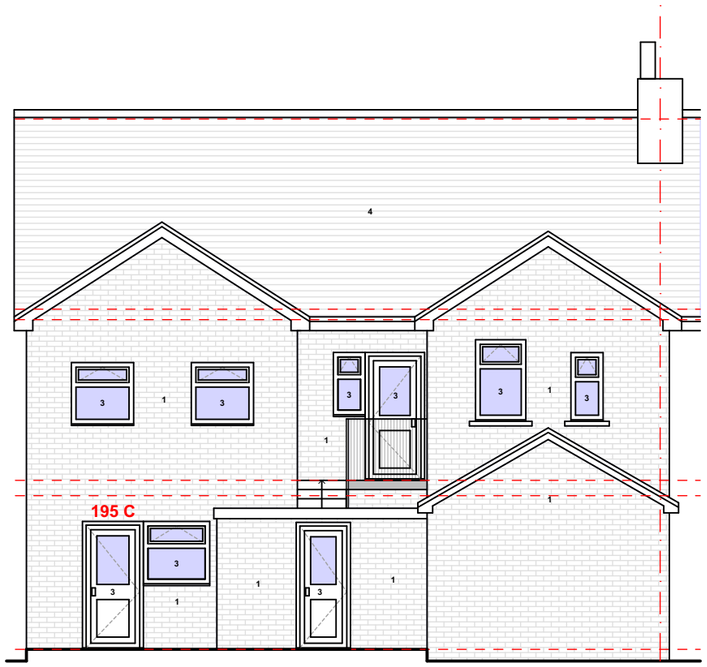

EXISTING GA REAR ELEVATION

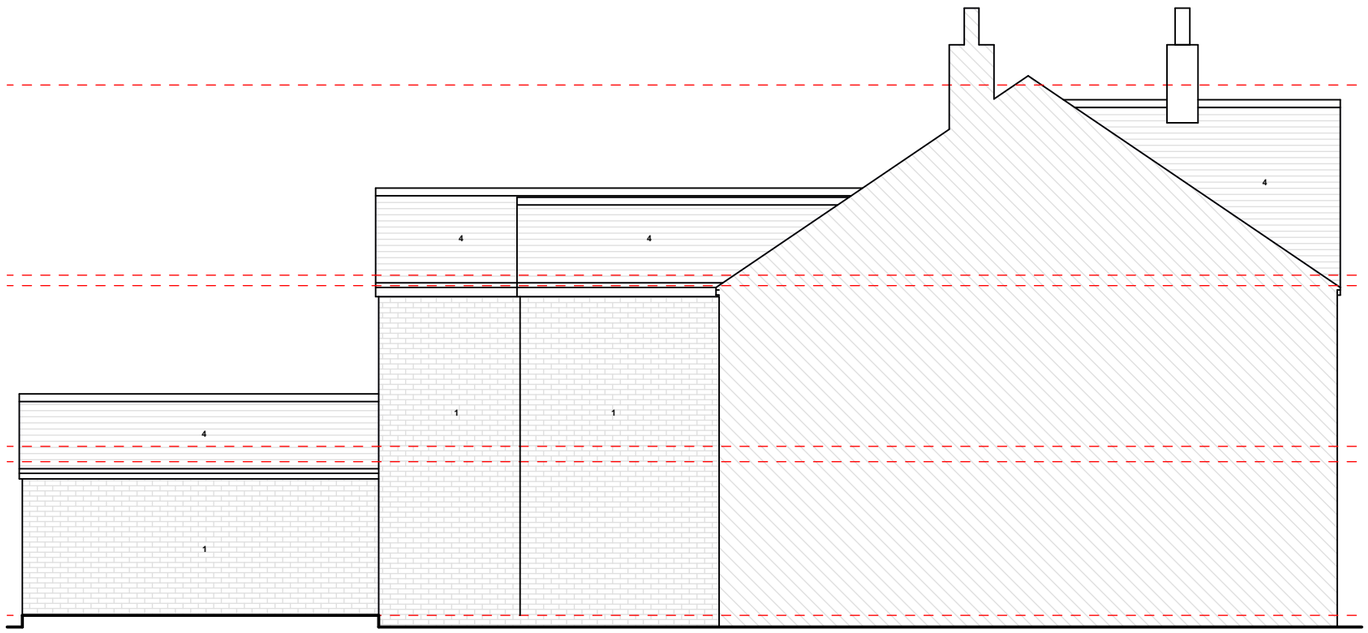

EXISTING GA SIDE ELEVATION 2

notes

This drawing is subject to a detailed building and site survey, therefore no guarantee of its accuracy can be given.
This drawing has been draughted in accordance with the clients design requirements.
All areas are approximate and are subject to a detailed building and site survey and further design development.
All dimensions should be checked prior to commencement of construction on site.

All dimensions shown are in millimetres (mm).

Text Key

1. Existing facing brickwork
2. Existing pebble dash
3. Existing uPVC door/window
4. Existing slate roof tiles

5. Proposed vertically hung tiles
6. Proposed uPVC door/window
7. Proposed Velux window

SCALE BAR 1:100

PL0 Planning Issue 09.10.25

revisions

NADA Architects Ltd
169 Kingsway
Burnage
Manchester
M19 2ND
Mob: 07974 735527
E: ahmed@nadaarchitects.com
W: www.nadaarchitects.com

PLANNING

D - design PL - planning PT - pre-tender
T - tender P - preliminary
C - construction R - record

TANVEER AHMED

HOUSE EXTENSIONS
195A BURNAGE LN,
MANCHESTER, M19 1FE

EXISTING GA ELEVATIONS

scale	date	drawn	checked
1:100 @ A3	09.10.25	MOAYED HAMADA	AC

job no	(category) dwg no	revision
25-1404	(02)001	PL0

Verify all dims prior to construction. Immediately report any discrepancies on this drawing to Architect. This drawing shall be read in conjunction with associated specifications and related consultant's documents.