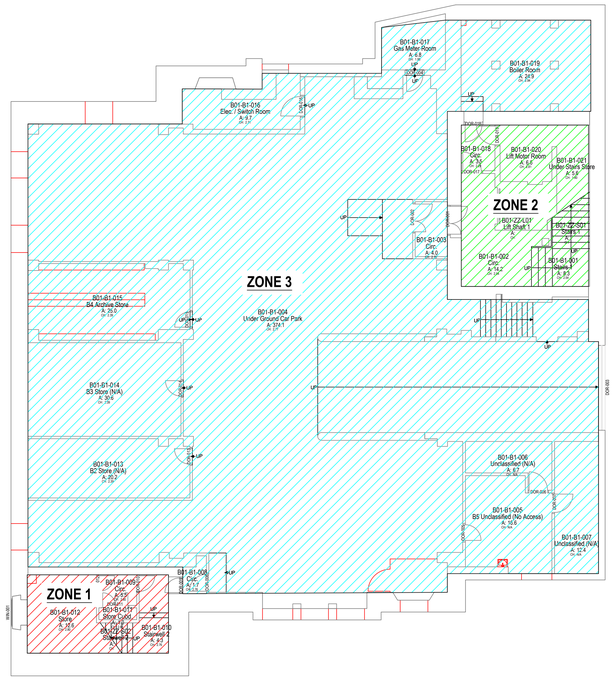

B01-B1-000 Main Building
B01
Basement

Main Entrance

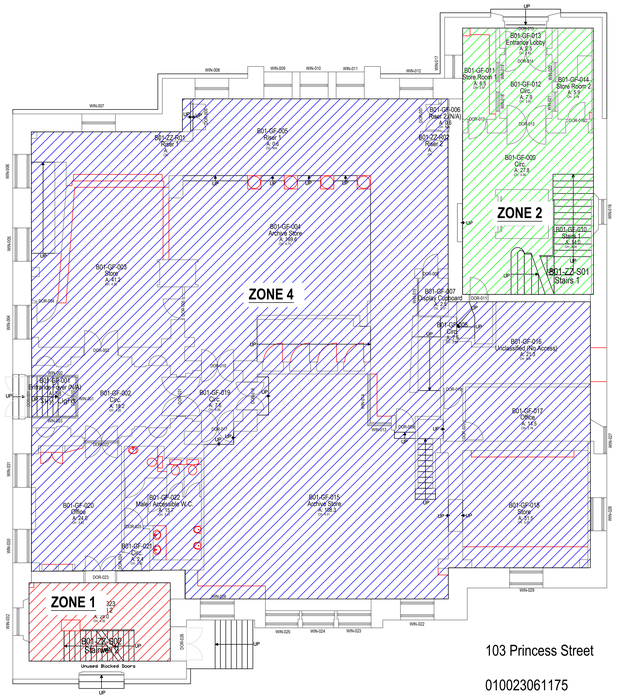

B01-WB-000
B01-GF-000

Main Building
B01
Ground Floor

103 Princess Street

010023061175

Total site area:

Gross external area:	3556.3
Gross internal area:	3112.0
Total room area:	2851.7

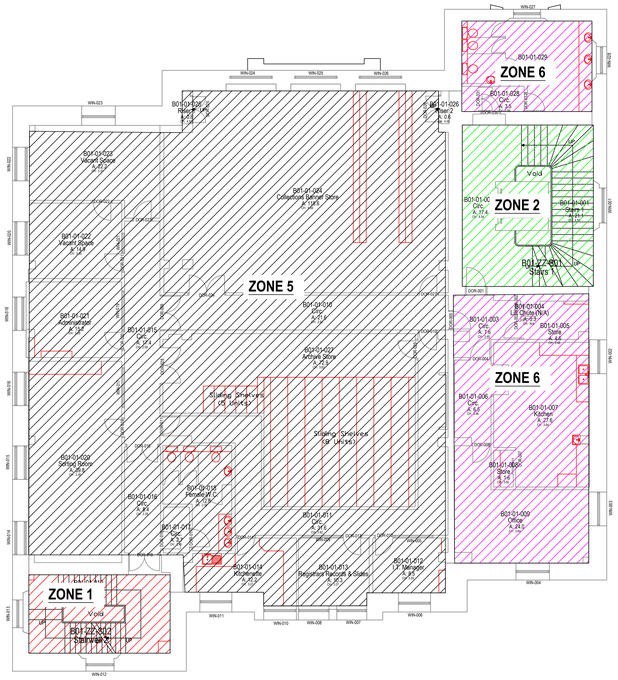

B01-01-000 Main Building
B01
Level 01

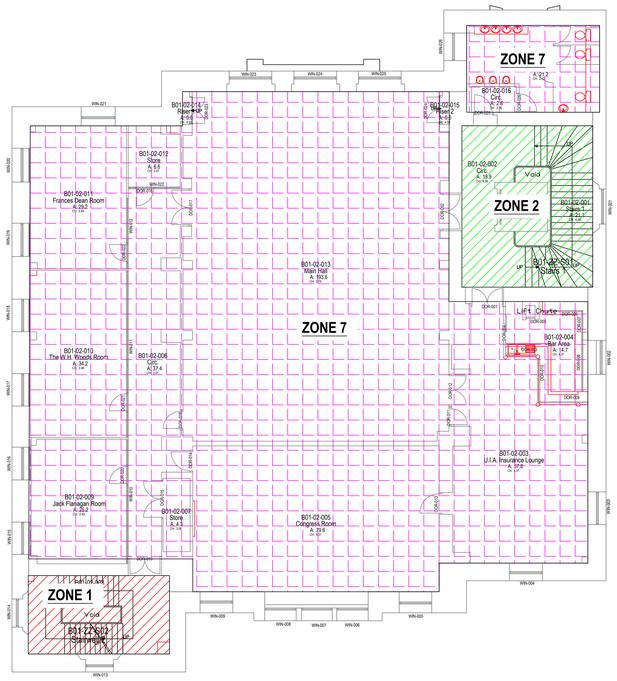

B01-02-000 Main Building
B01
Level 02

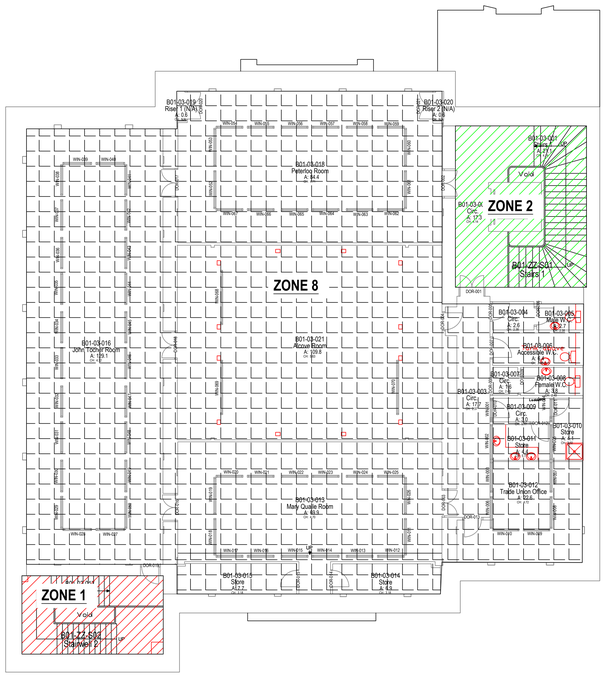

B01-03-000 Main Building
B01
Level 03

NOTES
1. All dimensions are in millimetres unless otherwise stated
2. This drawing is to be read with all other relevant documentation
3. Do not scale from this drawing, all measurement data should be taken directly from the model

Fire alarm

- FCP — Fire alarm panel c/w red key switch fused connection unit
- FRP — Fire alarm remote panel
- X — Fire alarm detector 'X' denotes type
- X — Fire alarm detector with integral sounder 'X' denotes type
- X — Fire alarm detector with integral sounder and strobe 'X' denotes
  O = optical
  H = heat
  M = multi sensor
- Flashing xenon beacon & sounder - ceiling mounted
- FA — Fire alarm sounder with integral flashing beacon
- Red break glass unit / manual call point
- X — Fire alarm detector in ceiling void / roof c/w remote indicator. 'X' denotes type
- FAI — Fire Alarm Interface
- DTA — Accessible WC Alarm

Fire alarm notes

THIS DRAWINGS SHALL BE READ I CONJUNCTION WITH MANCHESTER CITY COUNCIL STANDARD AND PARTICULAR ELECTRICAL SPECIFICATIONS.

FIRE ALARM SYSTEM TO BE DESIGNED, INSTALLED AND COMMISSIONED IN COMPLIANCE WITH BS5839 PART 1- CATEGORY L3, ANY OTHER RELEVANT BRITISH STANDARDS INCLUDING BS7671 LATEST EDITION, ANY ADDITIONAL REQUIREMENTS OF THE BUILDING CONTROL / FIRE OFFICER AND BUILDING REGULATIONS DOCUMENT B.

DISTANCES, CLEARANCES AND CABLE LENGTHS SHOULD BE CHECKED ON SITE AND NOT SCALED FROM THIS DRAWING.

THE EXACT LOCATIONS OF ALL PROPOSED FIRE ALARM EQUIPMENT SHALL BE FINALISED ON SITE WITH THE MAIN CONTRACTOR AND CONTRACT ADMINISTRATOR. DOOR SWINGS SHALL BE CAREFULLY CHECKED BEFORE ACCESSORIES SUCH AS MANUAL CALL POINTS ARE INSTALLED.

THE CONTRACTOR SHALL USE THE INFORMATION PROVIDED TO INSTALL A COMPLIANT SYSTEM, TAKING INTO ACCOUNT THE MANUFACTURER'S RECOMMENDATIONS REGARDING MAXIMUM LOOP LENGTHS, VOLTAGE DROPS AND NUMBER OF DEVICES. ALL LOOPS SHALL HAVE A MINIMUM OF 20% SPARE CAPACITY FOR BOTH LOOP LENGTH AND NUMBER OF DEVICES.

WIRING SYSTEMS SHALL BE SUPPORTED SUCH THAT THEY WILL NOT BE LIABLE TO PREMATURE COLLAPSE IN THE EVENT OF A FIRE. NON-METALLIC CABLE CLIPS OR NON-METALLIC CABLE TRUNKING SHALL NOT BE PROVIDED AS THE SOLE MEANS OF SUPPORT. METALLIC CONTAINMENT SHALL BE SECURED USING NON-COMBUSTABLE WALL ANCHORS AND FIXINGS.

ALL FIRE ALARM WIRING SHALL BE SEGREGATED FROM MAINS WIRING AS SPECIFIED IN BS7671.

UPON COMPLETION THE APPROPRIATE CERTIFICATION AS PRESCRIBED IN BS5839, BS7671 AND AS INDICATED BY THE NICEIC SHALL BE COMPLETED AND FORWARDED TO THE MAIN CONTRACTOR / CONTRACT ADMINISTRATOR.

THE CONTRACTOR SHALL INCLUDE FOR THE SUPPLY AND INSTALLATION OF A FIRE ALARM PANEL KEY SWITCHED FUSED CONNECTION UNIT INSTALLED ADJACENT TO THE MAIN PANEL.

THE EXISTING REMOTE COMMUNICATORS ARE ALSO TO COMMUNICATE THE FIRE ALARM SIGNALS TO THE CONTROL STATION. THE CONTRACTOR WILL INCLUDE FOR THE REQUIRED WIRING, CONNECTIONS AND JOINT COMMISSIONING WITH THE INTRUDER ALARM ENGINEER TO CARRY OUT THE REQUIRED WORKS.

THE CONTRACTOR SHALL INCLUDE FOR FIRE ALARM INTERFACES (NOT SHOWN) TO: LIFT CONTROL, GAS SOLENOID, KITCHEN GAS TEST, ALL ACCESS CONTROLLED DOORS.

THE CONTRACTOR SHALL INCLUDE FOR THE FINAL CONNECTIONS TO ALL FIRE ALARM INTERFACES REQUIRED INCLUDING FROM LIFT AND BOILER CONTROLLERS.

ALL LOCATIONS AND NUMBERS OF EQUIPMENT SHOWN ARE INDICATIVE FOR TENDER PURPOSES. FINAL LOCATIONS SUBJECT TO APPROVAL FROM THE PLANNING OFFICER. ALL LOCATIONS SHALL BE CONFIRMED PRIOR TO INSTALLATION.

No part of this drawing or data file may be reproduced without prior written permission of the Manchester City Council or approved representative.

1:50
0 1m 2m 3m 4m 5m

MANCHESTER CITY COUNCIL

Capital Programmes Division

Manchester City Council
PO Box 532, Town Hall
Manchester
M60 2LA

DRAWING STATUS: Information

PROPERTY TITLE
103 Princess Street
Manchester
M1 6DD

UPRN: 010023061175
DFE NO.: 0000

PROJECT TITLE
Condition and Fire Safety Work

DRAWING TITLE
Zone Plan

JOB NO.	DATE	REV
AMP45640	04.03.24	

SCALE	AUTHOR	CHECKED BY	APPROVED BY
1:100@A0	T Balcombe		

DRAWING NO.
PST-MCC-B01-ZZ-DR-E-0016