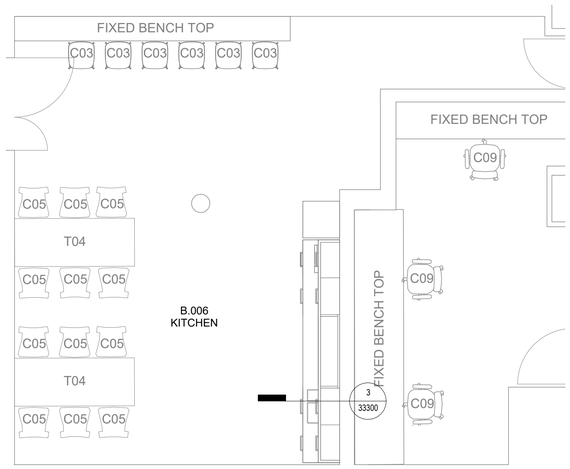

Teapoint Context Plan
1 : 50

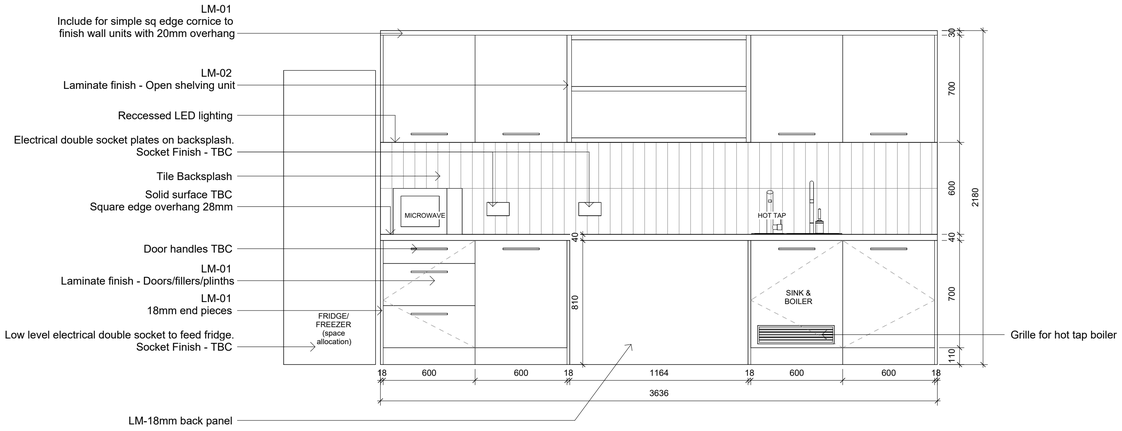

Teapoint Elevation Front
1 : 20

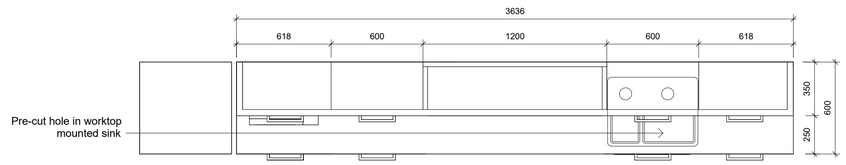

Teapoint Plan
1 : 20

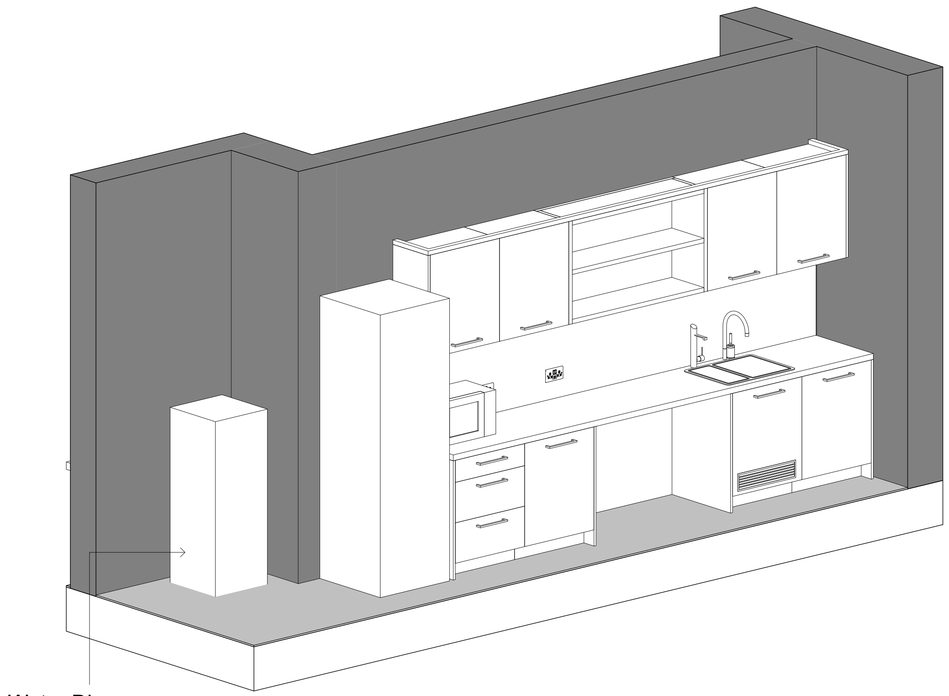

Teapoint 3D

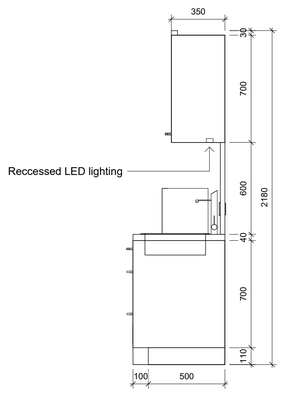

Teapoint Section
1 : 20

NOTES

1. DO NOT SCALE FROM THIS DRAWING.
2. ALL MEASUREMENTS ARE IN MILLIMETRES UNLESS STATED OTHERWISE.
3. THIS DRAWINGS IS TO BE READ IN CONJUNCTION WITH THE SPECIFICATION AND ALL RELEVANT ARCHITECTURAL, ELECTRICAL, MECHANICAL AND STRUCTURAL DRAWINGS.
4. UNIVERSITY OF MANCHESTER. THIS DRAWING MUST NOT BE REPRODUCED WITHOUT PERMISSION.
5. DIRECTORATE O ESTATES AND FACILITIES TO BE NOTIFIED OF ANY DISCREPANCIES.

Scale Bars TO BE USED ONLY AS GUIDANCE

1:100	mm	1000	3000	5000		
1:200	mm	5000	8000			
1:500	M	5	15	25		
1:1250	M	10	30	50	70	

Finishes:

LM01- Doors fillers plinths - Egger Laminate TBC
LM02- Open shelving unit - Egger Laminate TBC
Worktop - Himacs solid surface TBC
Backsplash - Tile, Solus- Census Matt 5CEN109, laid in vertical brickbond, 75x300x8.
Sink - Maris MRX 260/160-34-19
Tap - Franke Active Swivel, chrome.
Hot Tap - TBC
Fridge/ freezer TBC
Microwave TBC
x2 Double Electrical sockets TBC

Rev	Description	Date	By
P03	Stage 4 Tender Issue	21.08.25	MD
P02	Stage 4 Issue	24.07.25	MD
P01	Stage 4 Draft issue	04.07.25	MD

MANCHESTER 1824
The University of Manchester

Directorate of Estates and Facilities
Beyer Building
The University of Manchester
Oxford Road
Manchester
M13 9PL

Fairhursts:

Fairhurst Architects
5th Floor
31 Dale Street
Manchester
M1 1EY
+44 (0)161 831 7300

Drawing Status
STAGE 4

Project
University of Manchester ITS & Computer Science

Building Name
Eddie Newcomb

Building No.

Site Name
Burlington Street

Sub Site Name

Drawing Title
Teapoint Details

PM	Drawn	Checked	Authorised
Avision Young	Author	Checker	

Scale @A1	Date	Date	Date
As indicated	21.08.25	21.08.25	

Drawing No.
7808-FA-EN-00-DR-A-33300

Revision
P03

Original Drawing Paper Size 841 x 594