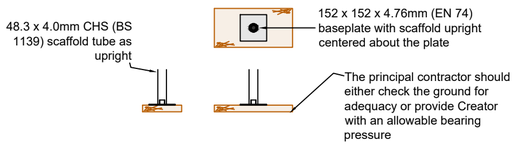

FOUNDATION DETAIL

225 x 38 x 450mm (BS EN 2482) Scaffold Board Solepad
Scale – 1:25

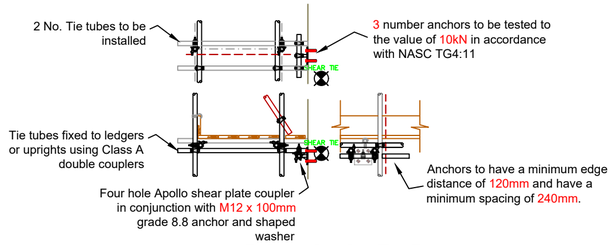

APOLLO SHEAR PLATE TIE DETAIL

scale 1:50

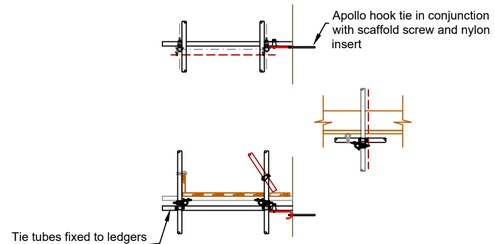

HOOK TIE DETAIL

scale 1:50

RISK – ACCURACIES IN BUILDING LINE CAUSING SCAFFOLD TO BE DIMENSIONALLY INACCURATE
Control Measure: Prior to erection the scaffold contractor and/or principal contractor should check the existing structure to ensure the scaffold can be based out and erected as detailed and inform Creator Ltd of any discrepancies.

RISK – EXCESSIVE BAY SIZES INSTALLED DURING ERECTION
Control Measure: The scaffold contractor must ensure that the maximum bay size installed are as indicated and should not be exceeded. It is the responsibility of the scaffold contractor to remedy any defects.

RISK – OVERLOADING OF SCAFFOLD STRUCTURE
Control Measure: The design service loads indicated should be closely site managed to ensure that only 2 number of working levels are present at one time. The load conditions of the scaffold should be clearly identified on the scafftag.

RISK – OVERLOADING OF EXISTING STRUCTURE
Control Measure: Principal contractor to employ a structural engineer to ensure the applied loads from the scaffold do not overload the existing structure. Creator Ltd to be contacted where structure is deemed unsafe to support scaffold structure.

RISK – EXCESSIVE LIFT HEIGHTS CAUSING BUCKLING
Control Measure: Maximum lift heights to be installed as detailed by the scaffold contractor and have a maximum tolerance of ±100mm

RISK – VEHICULAR COLLISION
Control Measure: Principle contractor to closely site manage, ensure clear signage is installed and where required temporary crash barriers (TCB) to be installed to prevent collision with the scaffold structure

RISK – OVERLOADING OF EXISTING STRATA
Control Measure: Principal contractor to employ a structural engineer to ensure the applied loads from the scaffold do not overload the existing strata. Creator Ltd to be contacted where strata is deemed unsafe to support scaffold structure.

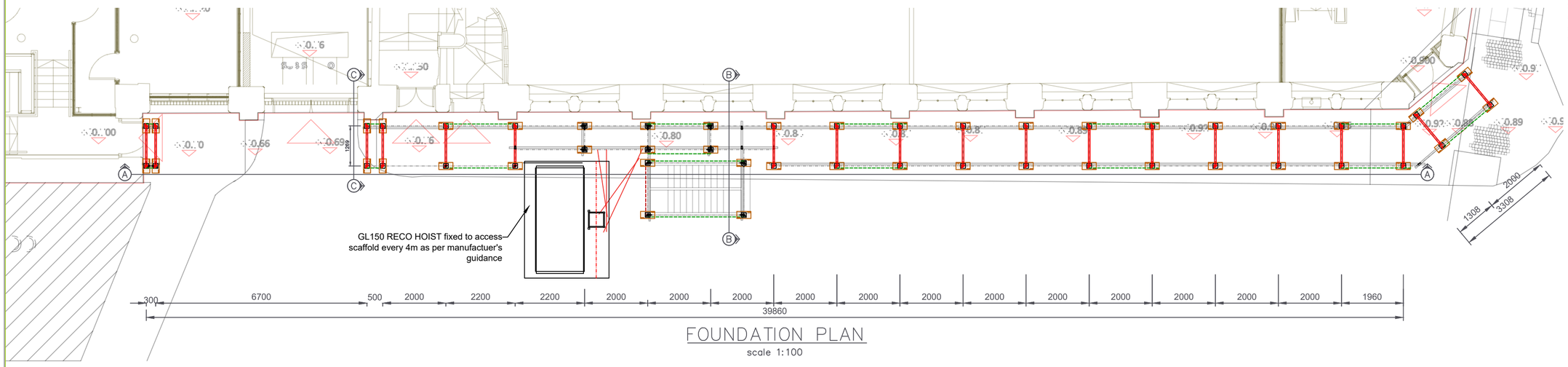

FOUNDATION PLAN

scale 1:100

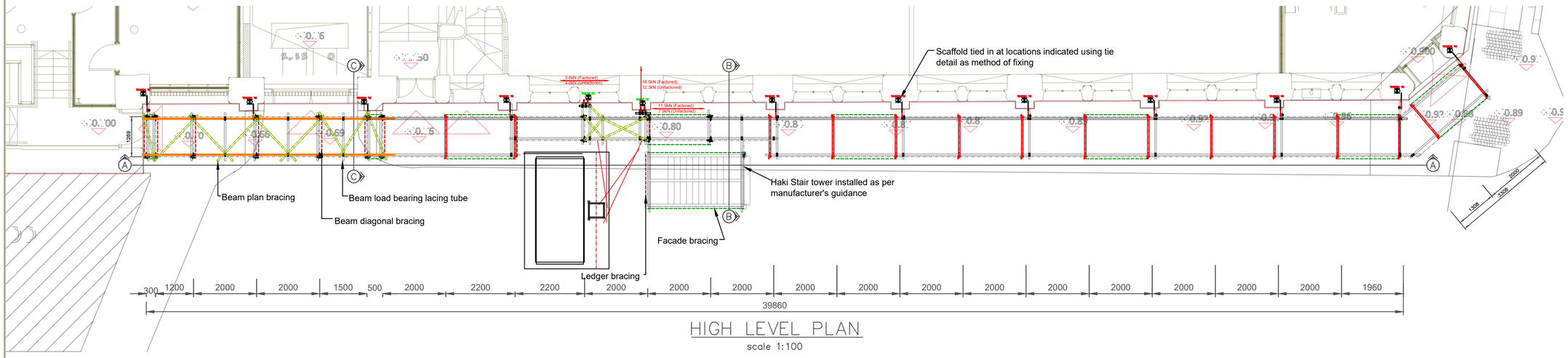

HIGH LEVEL PLAN

scale 1:100

DOCUMENT REFERENCES

This design is to be read in conjunction with the following design drawings and/or documents:

CRE-IBN-097-002_REPORT
APPENDIX A - CRE-IBN-097-002_1,2,3,4.dwg

AMENDMENTS / REVISIONS

REV	BY	DATE	CHECK	DATE	APP'D	DATE
-	DJB	09.12.21	MDB	08.12.21	RWB	08.12.21

Prepared for:

ibn

Drawing Status:

FOR CONSTRUCTION

Project Number:	Floor Number:	Scale:	Size:
CRE-IBN-097-002	1	1 : 50,25	A2

Project Title/Description:

ACCESS SCAFFOLD
40-46 PRINCESS STREET
MANCHESTER
M1 6DE

Principal Contractor:

SEE QUOTE

CREATOR SCAFFOLD DESIGNS & TEMPORARY WORKS CONSULTANTS LTD

Company Address:
Fullerton House, Fullerton Road, Rotherham, S60 1DH
Contact Details:
Email:
enquiries@creator-scaffolddesigns.co.uk
Tel: 0114 3610060
www.creator-scaffolddesigns.co.uk