APPENDIX 1 – WYTHENSHAWE TENNIS

EXISTING LIGHTING COLUMN

EXISTING DRAW PIT / MAN HOLE

EXISTING COLUMN TO BE REMOVED AND REPLACED FOR HEAVIER UNIT.

PROPOSED POSITION OF STEEL CABINET LINKING INTO EXISTING DUCT PIPE SYSTEM

NEW LIGHTING COLUMN

DUCT PIPE ROUTES

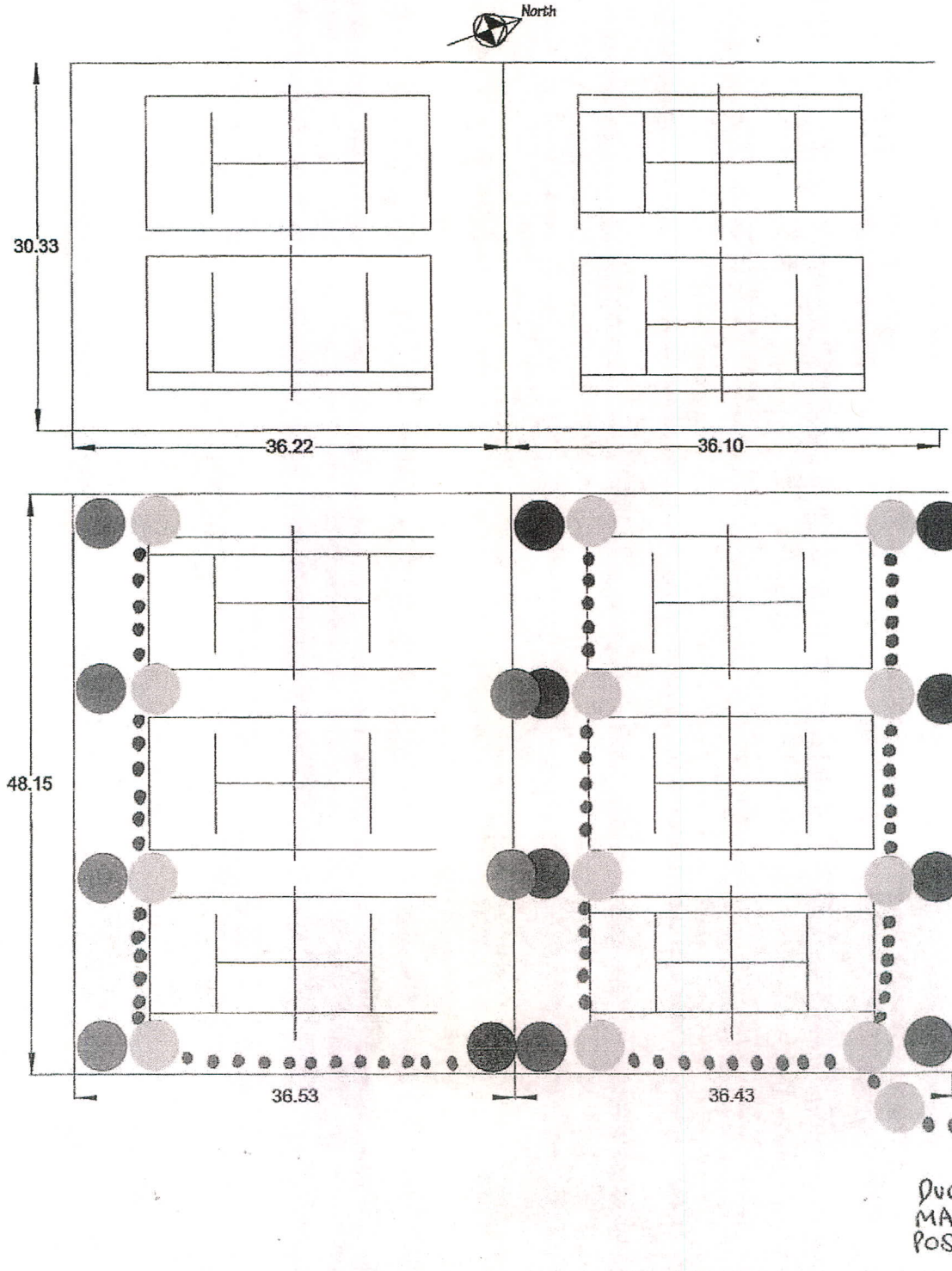


| | | |
|---|---|---|
| DRAWN BY | WYTHENSHAWE PARK FLOODLIGHTING | NOV 13. |
| CHRIS GOODALL | FOR TENNIS COURTS SCHEMATIC | |

APPENDIX 2 - WYTHENSHAWE TENNIS

## Detailed Specifications (all dimensions in mm)

| Column Height H | Column Ref No. | Planting Depth P | Overall Length L | Base Height A | Door to Ground B | Aperture Depth C | Aperture Width D | Base Diameter | Shaft Diameter | Mass kg | Spigot Detail |
|---|---|---|---|---|---|---|---|---|---|---|---|
| 4 metre | PC0401 | 800 | 4800 | 1075 | 425 | 500 | 100 | 140 | 76 | 42 | N/A |
| 5 metre | PC0510 | 800 | 5800 | 1075 | 425 | 500 | 100 | 140 | 76 | 47 | N/A |
| 5 metre | PC0502 | 800 | 5800 | 1150 | 500 | 500 | 100 | 168 | 89 | 57 | Ø76x200 |
| 6 metre | PC0616 | 1000 | 7000 | 1075 | 425 | 500 | 100 | 140 | 76 | 50 | N/A |
| 6 metre | PC0603 | 1000 | 7000 | 1150 | 500 | 500 | 100 | 168 | 89 | 60 | Ø76x200 |
| 8 metre | PC0801 | 1200 | 9200 | 1250 | 500 | 600 | 115 | 168 | 89 | 84 | Ø76x200 |
| 8 metre | PC0810 | 1200 | 9200 | 1250 | 500 | 600 | 115 | 168 | 114 | 96 | Ø101x250 |
| 10 metre | PC1014 | 1500 | 11500 | 1250 | 500 | 600 | 115 | 168 | 114 | 142 | Ø101x250 |
| 10 metre | PC1018 | 1500 | 11500 | 1250 | 500 | 600 | 115 | 194 | 140 | 170 | Ø127x300 |
| 12 metre | PC1207 | 1700 | 13700 | 1250 | 500 | 600 | 115 | 194 | 140 | 215 | Ø127x300 |

| Column Height H | Column Ref No. | Maximum Headload kg | Maximum Allowable Headload m² Rationalised Wind Location Factors PD6547: 2004 | | | | Planted Column Foundations (Ø in mm) Ground Factor in kN/m²/metre depth | | |
|---|---|---|---|---|---|---|---|---|---|
| | | | Light | Medium | Heavy | Extra Heavy | 230 Poor | 390 Average | 630 Good |
| 4 metre | PC0401 | 50 | 0.7 | 0.63 | 0.58 | 0.44 | 575 | 340 | 210 |
| 5 metre | PC0510 | 50 | 0.7 | 0.63 | 0.58 | 0.44 | 575 | 340 | 210 |
| 5 metre | PC0502 | 75 | 1.0 | 0.95 | 0.85 | 0.68 | 785 | 465 | 285 |
| 6 metre | PC0616 | 50 | 0.41 | 0.36 | 0.32 | 0.23 | 295 | 175 | None |
| 6 metre | PC0603 | 75 | 0.64 | 0.56 | 0.52 | 0.4 | 400 | 235 | None |
| 8 metre | PC0801 | 50 | 0.28 | 0.24 | 0.21 | 0.14 | 250 | None | None |
| 8 metre | PC0810 | 75 | 0.7 | 0.64 | 0.58 | 0.46 | 390 | 230 | None |
| 10 metre | PC1014 | 50 | 0.4 | 0.36 | 0.32 | 0.24 | 220 | None | None |
| 10 metre | PC1018 | 100 | 1.0 | 0.9 | 0.85 | 0.65 | 350 | 205 | None |
| 12 metre | PC1207 | 75 | 0.58 | 0.55 | 0.5 | 0.35 | 240 | None | None |



post+column

# fortress double door

APPENDIX 3

WYTHENSHAWE TENNIS

A total of 9 sizes make up the Fortress Double Door pillar family. Retaining all the features of the single door variants, the double door pillars open up to give full access to the cabinet interior without the impedance of a central divider.

As with the single door products, the mild steel double door types can be obtained in two panel thickness with a hot dip galvanised finish or hot dip galvanising followed by paint.



When ordering stainless steel versions, the customer can specify the grade and finish required although only one thickness is available.

## Specification

Long life solid stainless steel hinge blocks on all versions

Three vandal resistant fully flush hinges per door

Two Lucy wedge locks fitted as standard

Backboard made from 18mm treated exterior grade plywood

Detachable roof with lifting hooks on pillar body

'Danger' warning label fitted in door recess

Detachable root section finished in bitumen enriched paint

Earth lead between pillar body and door

High quality UV resistant paint to an average thickness of 60 microns

Door seal to IP65

## Options

Customer specification pre-wired solutions available

Other colours / labels available to special order

Optional G2A Highways Agency paint specification

# fortress double door

## selection chart

### Dimensions (mm)

| Pillar size code | 14 | 16 | 18 | 20 | 22 | 24 | 26 | 28 | 30 |
|---|---|---|---|---|---|---|---|---|---|
| Height above Ground (H) | 1300 | 1300 | 1300 | 1300 | 1600 | 1600 | 1600 | 1600 | 1600 |
| Root Section (R) | 380 | 380 | 380 | 380 | 380 | 380 | 380 | 380 | 380 |
| Width (W) | 1250 | 1500 | 1750 | 2000 | 1250 | 1500 | 1750 | 2000 | 2250 |
| Depth (D) | 450 | 450 | 450 | 450 | 450 | 450 | 450 | 450 | 450 |
| Door Opening Height (DH) | 980 | 980 | 980 | 980 | 1280 | 1280 | 1280 | 1280 | 1280 |
| Door Opening Width (DW) | 1148 | 1398 | 1648 | 1898 | 1148 | 1398 | 1648 | 1898 | 2148 |
| Working Depth (WD) | 375 | 375 | 375 | 375 | 375 | 375 | 375 | 375 | 375 |
| Backboard Size (WxH) | 1225x1085 | 1475x1085 | 1725x1085 | 1975x1085 | 1225x1385 | 1475x1385 | 1725x1385 | 1975x1385 | 2225x1385 |
| Weight (Kg) (thickness 3mm) | 176 | 202 | 234 | 266 | 201 | 231 | 269 | 305 | 343 |

### The ordering code consists of 4 sections

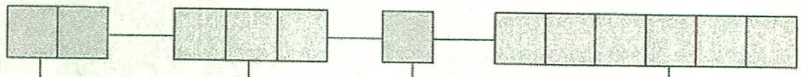

#### pillar size (mm)

| Ref. | |
|---|---|
| 14 | H=1300 W=1250 D=450 |
| 16 | H=1300 W=1500 D=450 |
| 18 | H=1300 W=1750 D=450 |
| 20 | H=1300 W=2000 D=450 |
| 22 | H=1600 W=1250 D=450 |
| 24 | H=1600 W=1500 D=450 |
| 26 | H=1600 W=1750 D=450 |
| 28 | H=1600 W=2000 D=450 |
| 30 | H=1600 W=2250 D=450 |

#### material type

| Ref. | |
|---|---|
| HDG | Hot Dip Galvanised |
| HDP | Hot Dip Galvanised and Painted (Grey as standard) Other colours available on request |
| 304 | 304 grade stainless steel |
| 30P | 304 grade painted finish |
| 30L | 304 grade grit finish |
| 3CP | 3CR12 painted finish |
| 316 | 316 grade stainless steel |
| 31P | 316 grade painted finish |
| 31S | 316 grade polished finish |
| 31L | 316 grade grit finish |

#### nominal material thickness*

| Ref. | |
|---|---|
| 2.5 | 2.5mm Stainless Steel |
| 3 | 3mm |
| 5 | 5mm |

*At manufactures discretion

#### options

| Ref. | |
|---|---|
| A | Internal Gland Plate |
| B | In fill panel for root section (standard colour: black) |
| D | Yale Lock |
| E | Hasp and Staple |
| G | Heater Kit |
| H | 13 Amp Socket Kit |
| I | Lighting Kit, door activated if required |
| J | Document pocket inside door |
| SS | Stainless Steel |
| S | If "S" Special requirement is selected, a full description with diagrams and specification must be provided |

Anti vandal lock available

(See Feeder Pillar Accessory page 42)

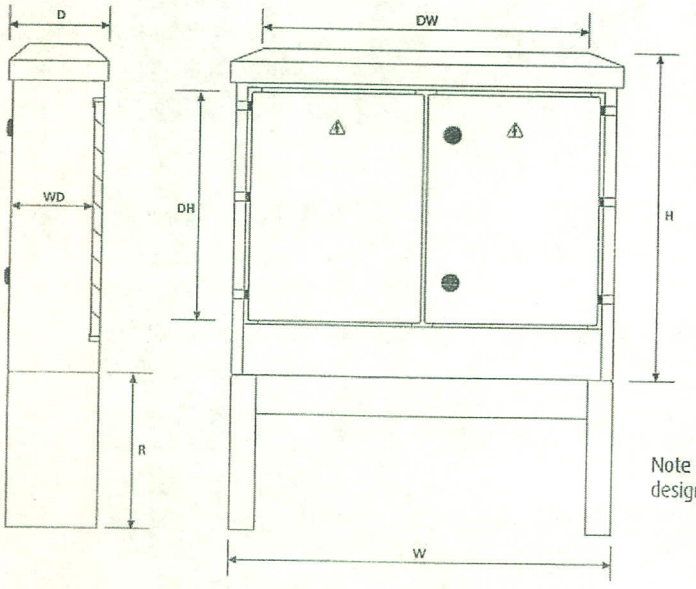


Note Lifting lugs provided are only designed to lift the pillar shell.