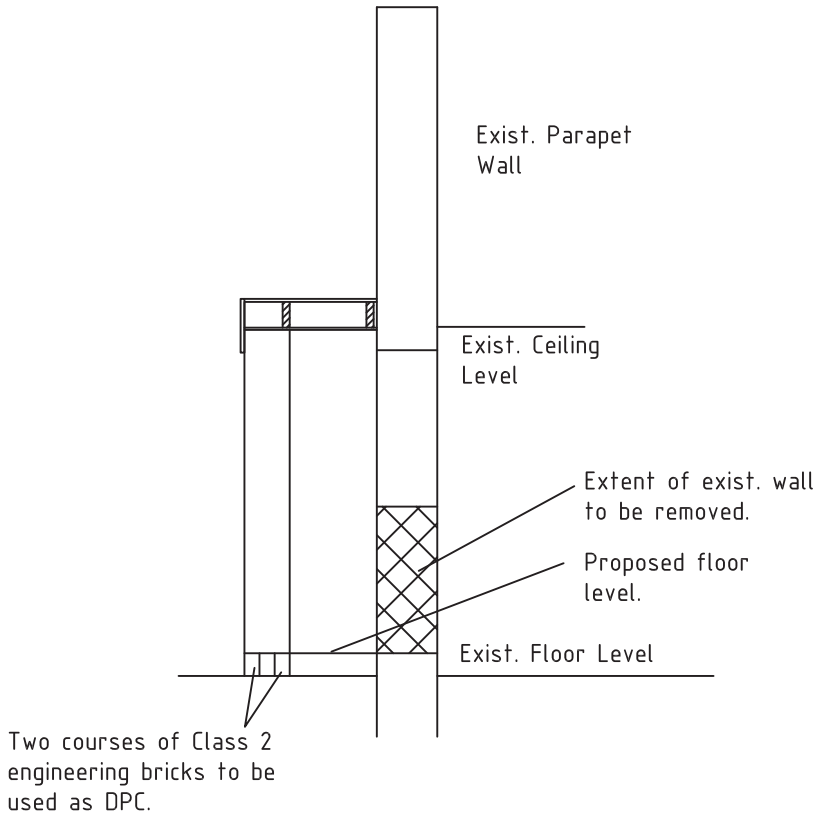

Section A-A

Proposed roof to consist of;
170x47mm C16 timber joists at maximum of 600mm centres, as per Table 36 of the TRADA tables.
150mm thick rockwool or similar insulation between the joists.
22mm thick external plyboard on top of ceiling joists.
EPDM membreane on top of the plyboard.
15mm plasterboard to ceiling, to be plastered & skimmed.

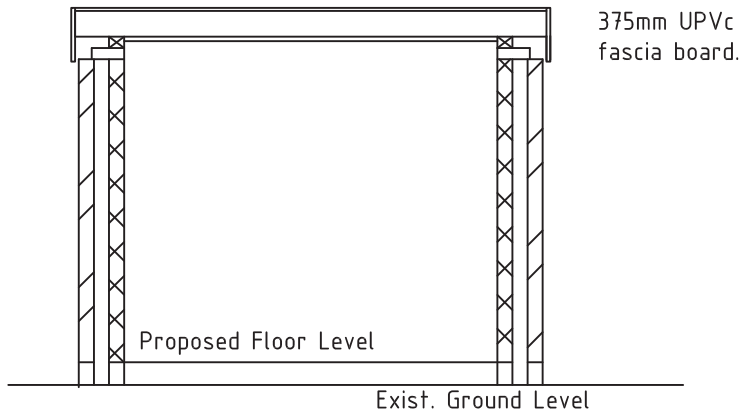

Section B-B

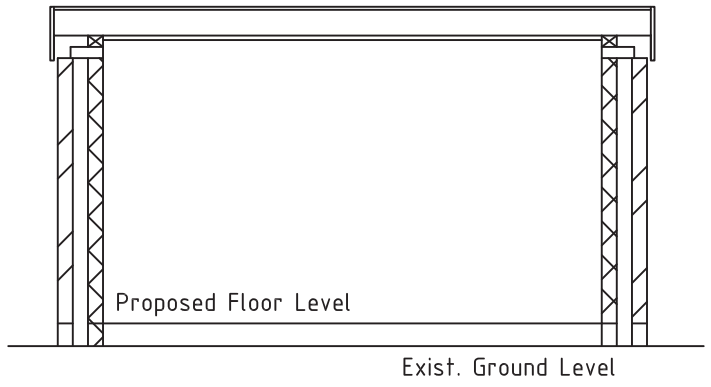

Section C-C

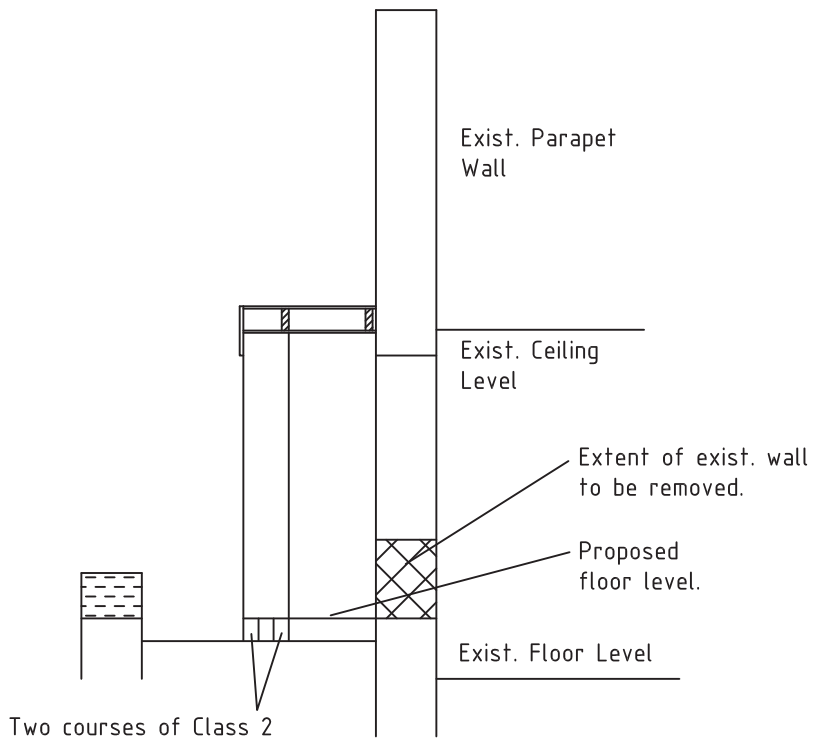

Section D-D

NOTES

1. Proposed walls to achieve "U" value of 0.28W/m2K.
2. New external walls to be 300mm thick, consisting of 100mm brickwork outer leaf, 100mm cavity with drytherm or similar insulation and 100mm thermolite blocks to inner leaf.
3. Internal face of inner leaf to have 10mm plaster & skim.
4. Stainless steel double triangular wall ties at 750mm horizontal and 450mm vertical centres. Ties at reveals to be 300mm centres.
5. All cavities to be suitably closed and protected by DPC.
6. 6mm mild steel straps to be used to fix roof to the walls.
7.The external face of the brickwalls to be rendered to match existing.
8. two courses of engineering bricks to be used as DPC from the external ground level above.
9. All electrical work to be undertaken by a competent person and a completion certificate must be produced to the Local Authority Building Control officer.
10. The proposed windows to be glazed with toughened glass.
11. The proposed windowassembly to achieve "U" value of 1.8W/m2K and have argon filled cavities.

No	DATE	DRAWN	REV'D ENG.	AMENDMENT
P1				

CLIENT
Mr. Shah Bahram

PROJECT
2 North Western Street,
Levenshulme, Manchester. M19 3NY

DRAFTER
A. Ul-Haq

ENGINEER

TITLE
Proposed Alterations to the Front Elevation & Replacement of Existing External Signs.
Sheet 3 of 3

SCALE	DRAWING No	DATE	AMDT
1:50	2013/08/03	Sept.2013	

0 1 2 3 4 5 6 7 8 9 10 11 12 13 14 15 cm

FULL SIZE ON ORIGINAL

A3