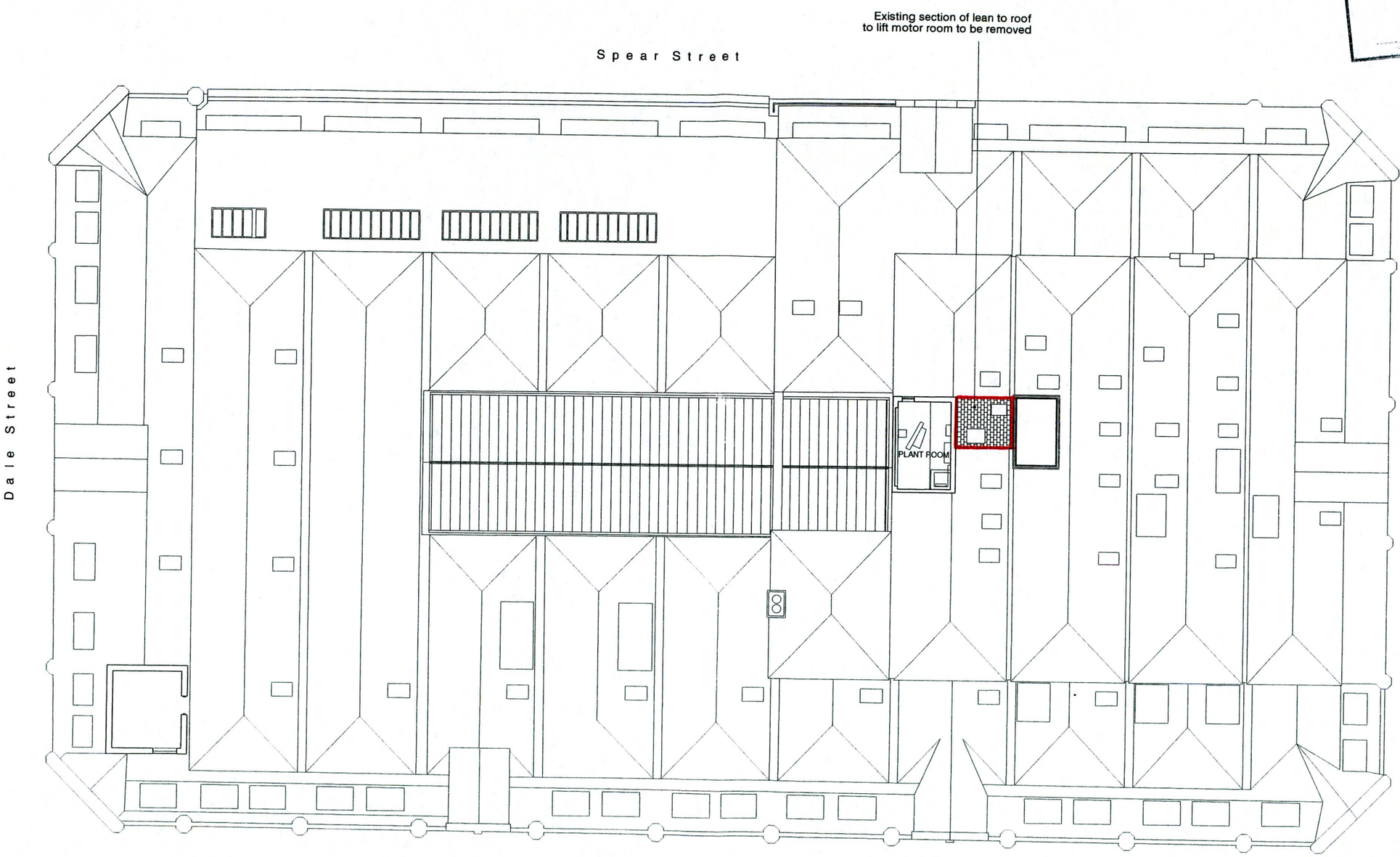


PLANNING AND
BUILDING CONTROL
01 NOV 2013

project
Sevendale House
Dale Street, Manchester

job number
1045

title
Existing roof plan

drawing number
al(02)10

revision

scale
1:200@a3
1:100@a1

date
April 2010

drawn by

checked by

notes / revision
rev C1 - 26.02.13
ISSUED FOR CONSTRUCTION
rev C2 - 22.10.13
roof plan updated to indicate existing
annex roof to lift motor romm over run

issued for
construction issue

stephenson : ISA
STUDIO
architects planners interiors

this design and drawing is the copyright of Stephenson:ISA Studio Limited and may not be reproduced in any form whatsoever without prior written consent.
issue of the drawing does not impart any real or implied copyright licence. do not scale from this drawing

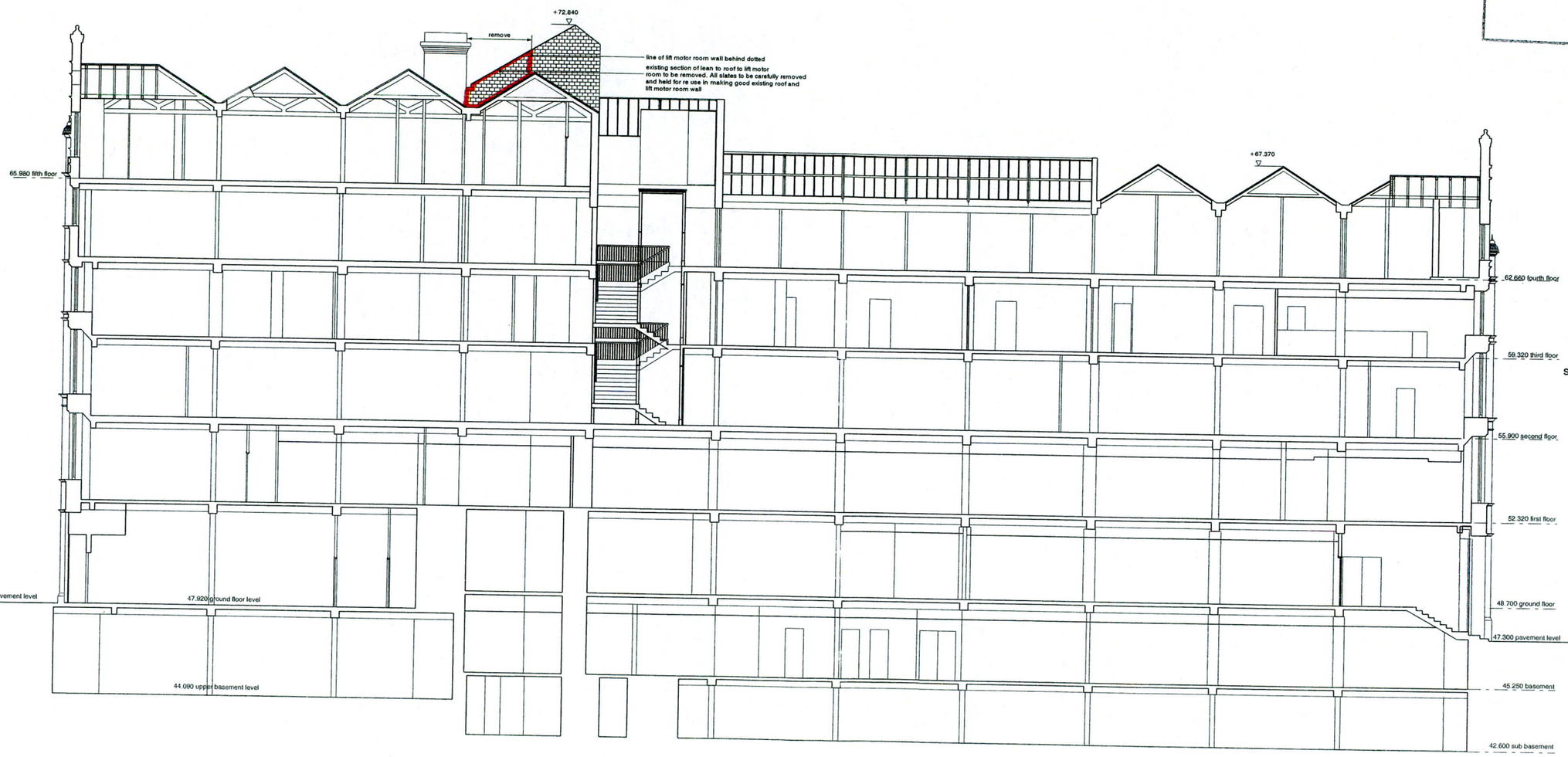


project
Sevendale House
Dale Street, Manchester

job number
1045

title
Existing section a-a

drawing number
al(02)01

revision

PLANNING AND BUILDING CONTROL
01 NOV 2013

scale
1:200@a3
1:100@a1

date
April 2010

drawn by

checked by

notes / revision
rev C1 - 26.02.13
ISSUED FOR CONSTRUCTION
rev C2 - 22.10.13
section updated to indicate existing lean to roo to existing lift over run structure

issued for
construction issue

stephenson : ISA
STUDIO
architects planners interiors

this design and drawing is the copyright of Stephenson:ISA Studio Limited and may not be reproduced in any form whatsoever without prior written consent.
issue of the drawing does not impart any real or implied copyright licence. do not scale from this drawing

existing slate roof to lift overun retained

refer to al(04)10

existing slates re-used to match slate cladding where section of roof is removed

Spear Street

Dale Street

Stevenson Square

Lever Street

P1 P2 P3 P4 P5 P6 P7 P8 P9 P10 P11 P12 P13 P14 P15 P16 P17 P18 P19 P20 P21 P22 P23 P24 P25 P26 P27 P28 P29 P30 P31 P32 P33 P34 P35 P36 P37 P38 P39 P40

AOV

Access ladder

Access ladder

section A-A as(04)01

section G-G as(04)05

section F-F as(04)04

section E-E as(04)02

section B-B as(04)02

section D-D as(04)03



existing small extent of existing lean to roof to lift over run to be removed dotted on plan to allow for plant deck and plant equipment

extent of existing lean to roof to lift over run to be removed dotted on plan to allow for plant equipment

PLANNING AND BUILDING CONTROL
01 NOV 2013

project
Sevendale House
Dale Street, Manchester

job number
1045

title
Proposed roof plan

drawing number
al(04)09

revision
C2

scale
1:200@A3

date
September 2011

drawn by

checked by

notes / revision
rev C1 - 26.02.13
ISSUED FOR CONSTRUCTION

rev C2 - 22.10.13
extent of existing lean to roof to lift over run to be removed dotted on plan

issued for
construction issue

stephenson : ISA
STUDIO
architects planners interiors

3 riverside, 4 commercial street,
knott mill, manchester M15 4RQ
t: 0161 832 0244

this design and drawing is the copyright of Stephenson:ISA Studio Limited and may not be reproduced in any form whatsoever without prior written consent.
issue of the drawing does not impart any real or implied copyright licence. do not scale from this drawing

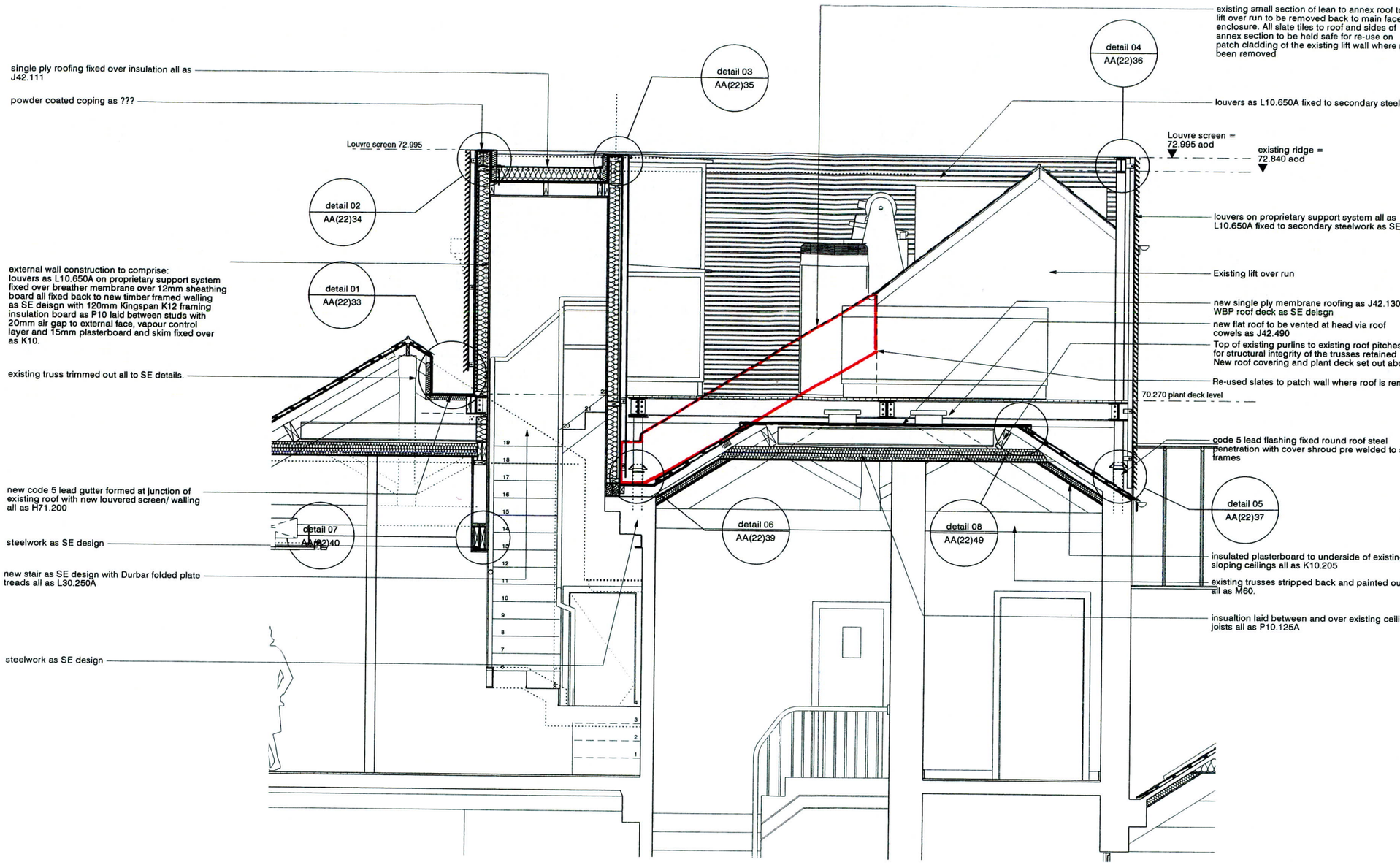


project
Sevendale House
Dale Street, Manchester

job number
1045

PLANNING AND BUILDING CONTROL
01 NOV 2013

title
Roof top plant section

drawing number
as(57)01

revision
C2

scale
1:50@A3

date
November 2011

drawn by

checked by

notes / revision
rev C1 - 26.02.13
ISSUED FOR CONSTRUCTION

rev C2 - 22.10.13
extent of lift overun roof to be removed dotted and anotated on section

issued for
construction issue

stephenson : ISA
STUDIO
architects planners interiors
3 riverside, 4 commercial street, knott mill, manchester M15 4RQ
t: 0161 832 0244

this design and drawing is the copyright of Stephenson:ISA Studio Limited and may not be reproduced in any form whatsoever without prior written consent.
issue of the drawing does not impart any real or implied copyright licence. do not scale from this drawing

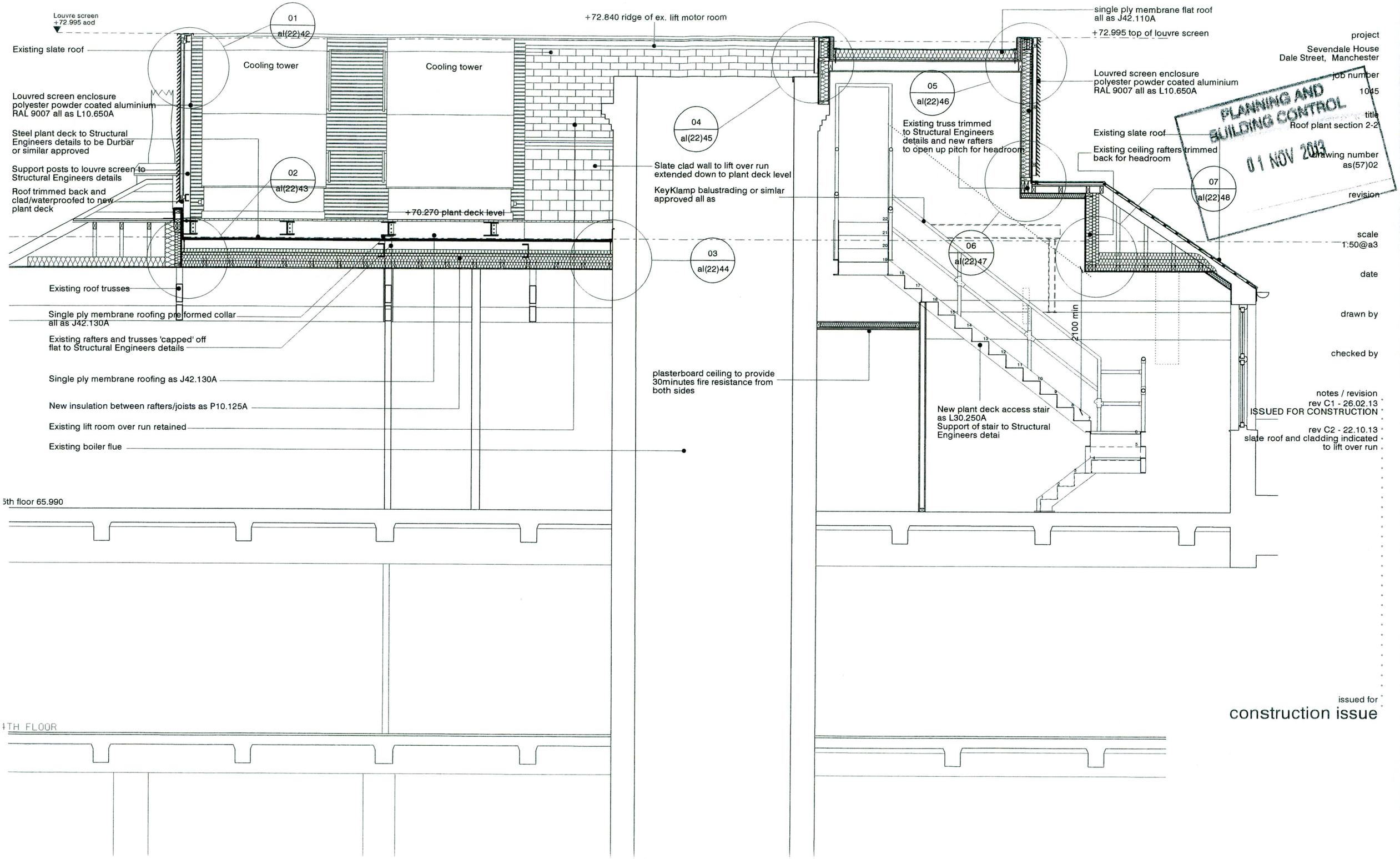


project
Sevendale House
Dale Street, Manchester

job number
1045

title
Roof plant section 2-2

drawing number
as(57)02

revision

scale
1:50@a3

date

drawn by

checked by

notes / revision
rev C1 - 26.02.13
ISSUED FOR CONSTRUCTION
rev C2 - 22.10.13
slate roof and cladding indicated
to lift over run

PLANNING AND BUILDING CONTROL
01 NOV 2013

issued for
construction issue

stephenson : ISA
STUDIO
architects planners interiors
3 riverside, 4 commercial street,
knott mill, manchester M15 4RQ
t: 0161 832 0244

this design and drawing is the copyright of Stephenson:ISA Studio Limited and may not be reproduced in any form whatsoever without prior written consent.
issue of the drawing does not impart any real or implied copyright licence. do not scale from this drawing

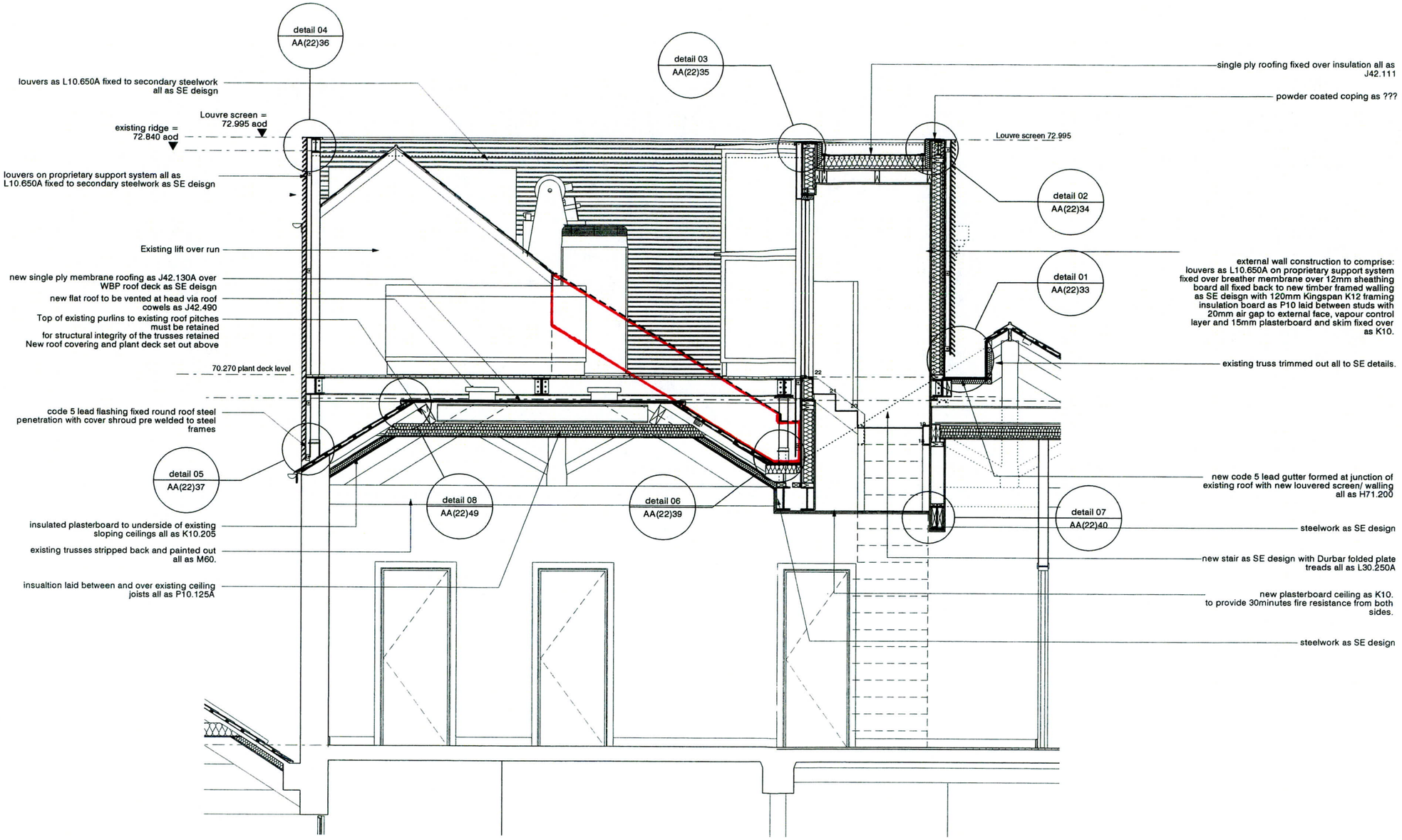


project
Sevendale House
Dale Street, Manchester

job number
1045

PLANNING AND BUILDING CONTROL
01 NOV 2013

title
Roof top plant section 3-3

drawing number
as(57)03

revision
C1

scale
1:50@A3

date
November 2011

drawn by

checked by

notes / revision
rev C1 - 26.02.13
ISSUED FOR CONSTRUCTION

issued for
construction issue

stephenson : ISA
STUDIO
architects planners interiors
3 riverside, 4 commercial street,
knott mill, manchester M15 4RQ
t: 0161 832 0244

this design and drawing is the copyright of Stephenson:ISA Studio Limited and may not be reproduced in any form whatsoever without prior written consent.
issue of the drawing does not impart any real or implied copyright licence. do not scale from this drawing

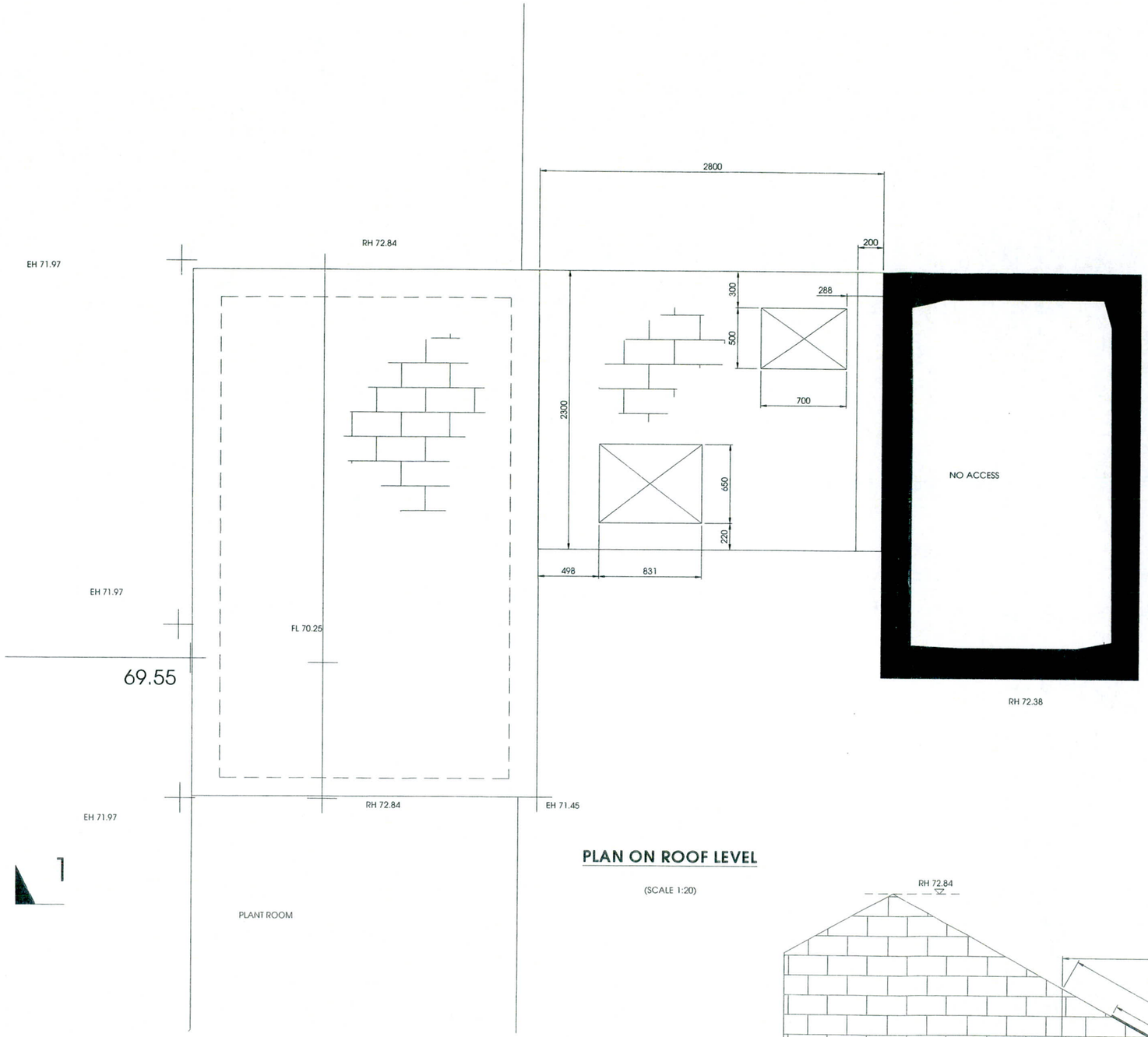


## PLAN ON ROOF LEVEL

(SCALE 1:20)

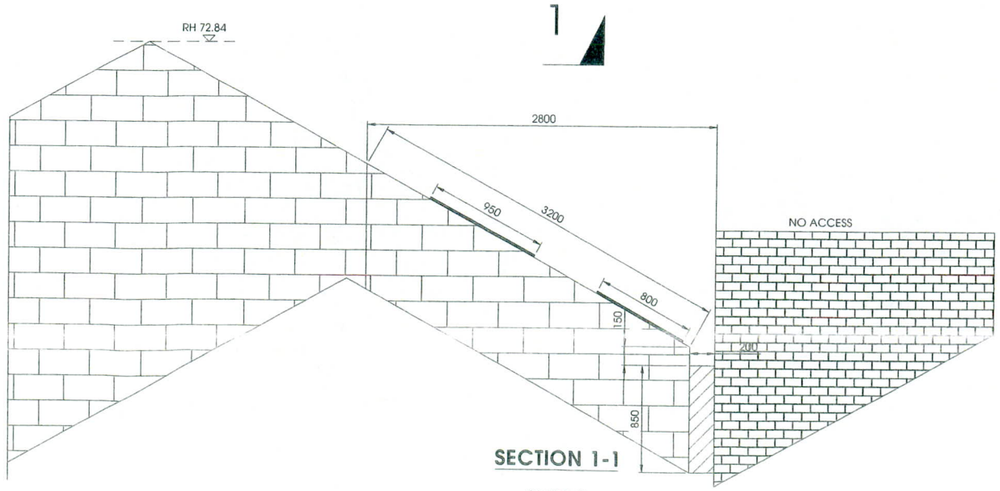


## SECTION 1-1

(SCALE 1:25)





## GENERAL NOTES:

1. THIS DRAWING TO BE READ IN CONJUNCTION WITH ALL OTHER RELEVANT ARCHITECT'S, ENGINEER'S AND SPECIALIST'S DRAWINGS TOGETHER WITH THE APPROPRIATE SPECIFICATION
2. IT IS THE CONTRACTOR'S RESPONSIBILITY TO CHECK ALL DIMENSIONS ON SITE. DIMENSIONS MUST NOT BE SCALED FROM THIS DRAWING. ANY DISCREPANCIES TO BE BROUGHT TO THE IMMEDIATE ATTENTION OF THE ARCHITECT IN WRITING
3. ALL DIMENSIONS ARE IN MILLIMETRES UNLESS NOTED OTHERWISE
4. ALL LEVELS ARE IN METRES, UNLESS NOTED OTHERWISE
5. FOR SETTING OUT REFER TO GA DRAWINGS
6. FOR ALL BUILDERSWORK REQUIREMENTS INDICATED ON THIS DRAWING, REFER TO M+E ENGINEERS DETAILS.
7. FOR MINOR BUILDERSWORK OPENINGS THROUGH SLAB <250x250 REFER TO M+E ENGINEERS DETAILS.
8. ALL NEW OPENINGS TO BE CAREFULLY FORMED USING NON-PERCUSSIVE TECHNIQUES IE. SAWING, STITCH CORING ETC. BUILDERSWORK OPENINGS YHROUGH NEW AND EXISTING WALLS NOT INDICATED ON THIS DRAWING.
9. BUILDERSWORK OPENINGS THROUGH NEW AND EXISTING WALLS NOT INDICATED ON THIS DRAWING. REFER TO M+E ENGINEERS DETAILS. PROVIDE 150 DP. CONCRETE
10. ALL CONCRETE TO BE GRADE RC35.
11. FOR SECTIONS REFER TO DRAWING: TM/10/1061 - GA_1_02.

PLANNING AND BUILDING CONTROL
RECEIVED 8 NOV 2013

## STEELWORK NOTES:

1. ALL STEELWORK TO BE GRADE S275 TO BS 10 025 FOR PLATES, FLATS AND ROLLED SECTIONS U.N.O. AND TO BS 10 210 FOR HOLLOW SECTIONS. THE STEEL QUALITY IS TO BE SELECTED IN ACCORDANCE WITH CLAUSE 2.4.4 OF BS 5950 : PART 1 : 2000 TAKING NORMAL UK TEMPERATURES AND NOTING EXTERNAL LOCATIONS. ALL CONNECTION DESIGN TO BE BY THE STEELWORK CONTRACTOR. ALL FITTINGS TO BE DESIGNED TO COMPLY WITH BS5950, PART 1:2000.
2. ALL STEELWORK TO BE IN ACCORDANCE TIER CONSULT SPECIFICATION.
3. MIN BOLTED CONNECTION TO HAVE 4 M20 GRADE 8.8 BOLTS, MIN BRACING MEMBER CONNECTION TO BE 2 M20 GRADE 8.8 BOLTS. MIN WELDS TO BE 6mm.
4. ALL NEW STEELWORK TO BE SHOT BLASTED TO COMMERCIAL GRADE (SWEDISH STANDARD 2.5 BEFORE FABRICATION) ALL IN ACCORDANCE WITH BS 4232, INCLUDING ALL ADDITIONAL FITMENTS.
5. ALL STEELWORK TO BE PAINTED WITH 1 COAT HIGH BUILD ZINC PHOSPHATE PRIMER.
6. WHERE SPRAYED FIRE PROTECTION SYSTEMS ARE TO BE USED, THEN THE CONTRACTOR IS TO ENSURE COMPATIBILITY WITH THE PAINT SYSTEM.
7. AFTER ERECTION, ALL DAMAGED AREAS OF STEELWORK ARE TO BE TOUCHED UP BY THE ERECTOR WITH AN APPROVED PRIMER TO THE SATISFACTION OF THE ENGINEER.
8. EXPOSED STEELWORK WILL BE LEFT IN A PRIMED STATE FOR DECORATION BY THE MAIN CONTRACTOR TO THE ARCHITECTS SPECIFICATION.
9. FOR FIRE PROTECTION DETAILS REFER TO THE ARCHITECTS DRAWINGS AND DETAILS.
10. ALL CONNECTIONS UNLESS DETAILED ARE TO BE DESIGNED BY THE STEELWORK CONTRACTOR TO BS 5950 PART 1 2000. FOR TENDER ASSUME ALL CONNECTIONS ARE TO BE DESIGNED FOR A MINIMUM SHEAR LOAD OF 0.5PV TOGETHER WITH AN AXIAL LOAD OF ±15KN U.N.O. FINAL DESIGN VALUE TO BE ADVISED.
11. IN ADDITION ALL CONNECTIONS TO BE DESIGNED FOR THE FORCES IN ACCORDANCE WITH CLAUSE 2.4.53 OF BS 5950 : PART 1 : 2000. AVOIDANCE OF DISPROPORTIONATE COLLAPSE.
12. ALL LOADS ARE FACTORED IN ACCORDANCE WITH BS 5950.
13. DETAILED CONNECTIONS ARE TO BE FABRICATED STRICTLY IN ACCORDANCE WITH THE DRAWING. NO DEVIATION WILL BE ACCEPTED WITHOUT PRIOR APPROVAL.

| REV | DESCRIPTION | BY | APP. | DATE |
|---|---|---|---|---|
| C1 | CONSTRUCTION ISSUE | JC | RJH | 08.10.13 |

ISSUE STATUS
CONSTRUCTION

Tier Consult
8th Floor
Trafford House
Chester Road
Old Trafford
Manchester
M32 0RS
Tel: 0161 876 2900
Fax: 0161 876 2901
Email: info@tieruk.com

CLIENT
PHILLIP J DAVIES (HOLDINGS) PLC

ARCHITECT
ROGER STEPHENSON ASSOCIATES

PROJECT
SEVENDALE HOUSE
DALE STREET

TITLE
ROOF LEVEL
GENERAL ARRANGEMENT

FIRST ISSUE 08.10.13
SIZE A1
SCALE AS SHOWN
DRAWN BY JC
CHECKED RJH
APPROVED SGC

| PROJECT NUMBER | DRAWING NUMBER | REV |
|---|---|---|
| TM/10/1061 | GA_S_04 | C1 |