ALL SITE DIMENSIONS SHALL BE VERIFIED BY THE CONTRACTOR ON SITE PRIOR TO WORK COMMENCING.
DO NOT SCALE FROM THIS DRAWING.
ONLY WORK TO WRITTEN DIMENSIONS.
THIS DRAWING IS THE PROPERTY OF CHARLES ANDREWS LTD AND COPYRIGHT IS RESERVED BY THEM. THE DRAWING IS NOT TO BE COPIED OR DISCLOSED BY OR TO ANY UNAUTHORISED PERSONS WITHOUT THE PRIOR WRITTEN CONSENT OF CHARLES ANDREWS LTD.

THIS DRAWING MUST BE READ IN CONJUNCTION WITH THE MECHANICAL AND ELECTRICAL SPECIFICATION.

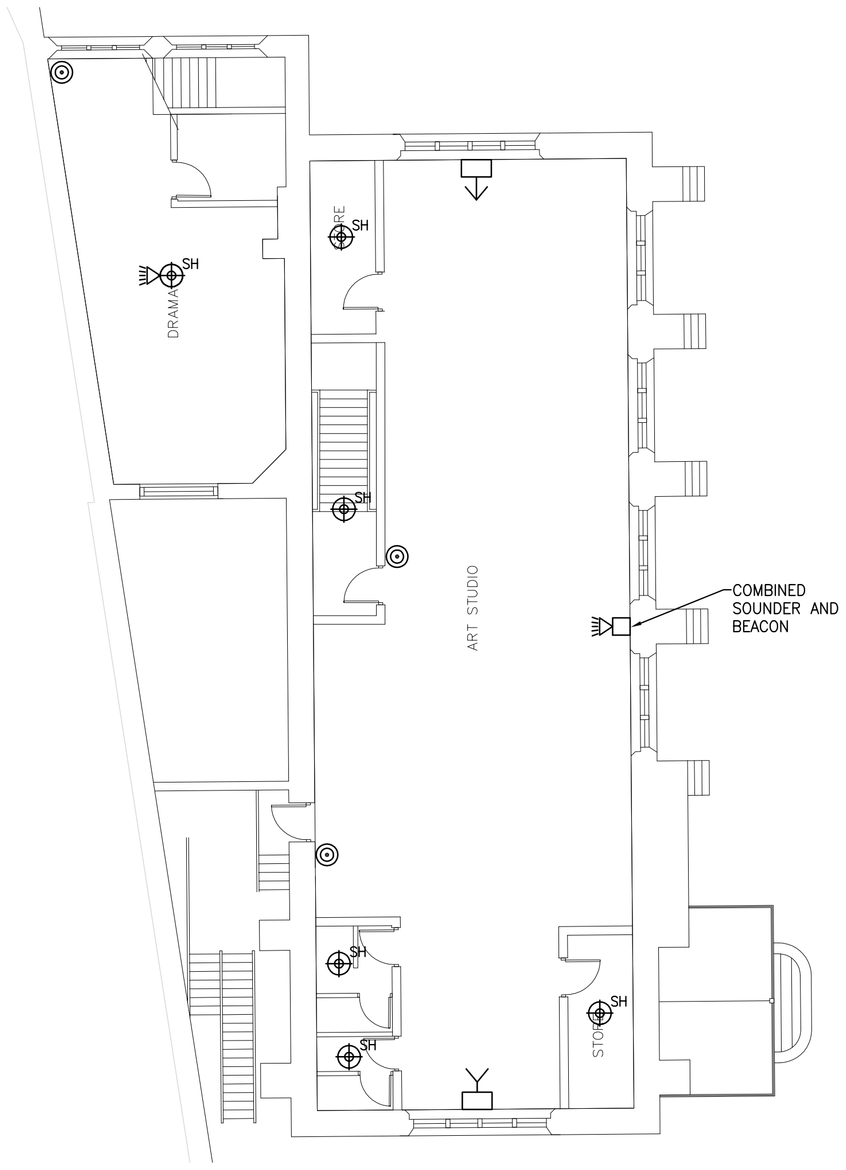

FIRST FLOOR PROPOSED NEW FIRE ALARM LAYOUT

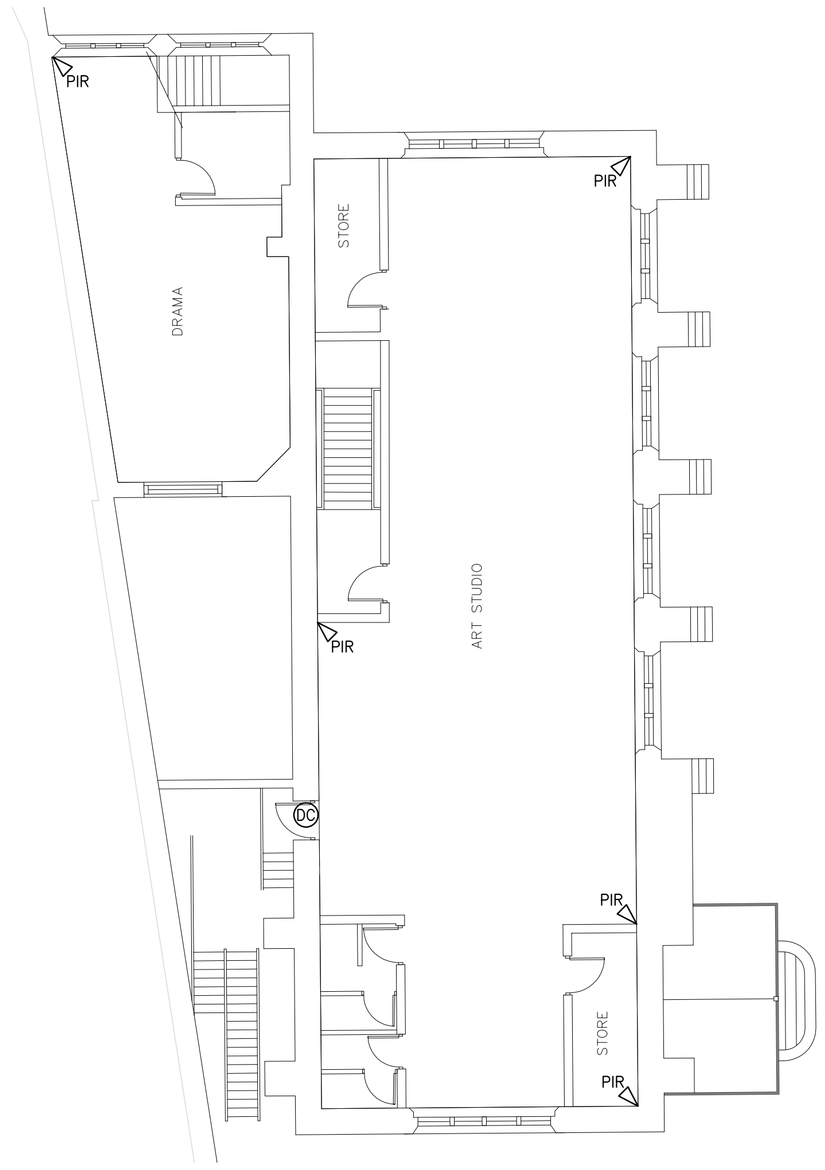

FIRST FLOOR PROPOSED IDS LAYOUT

✳ ALL WORK INCLUDING BWIC IS SUBJECT TO APPROVAL FROM PLANNING AUTHORITY

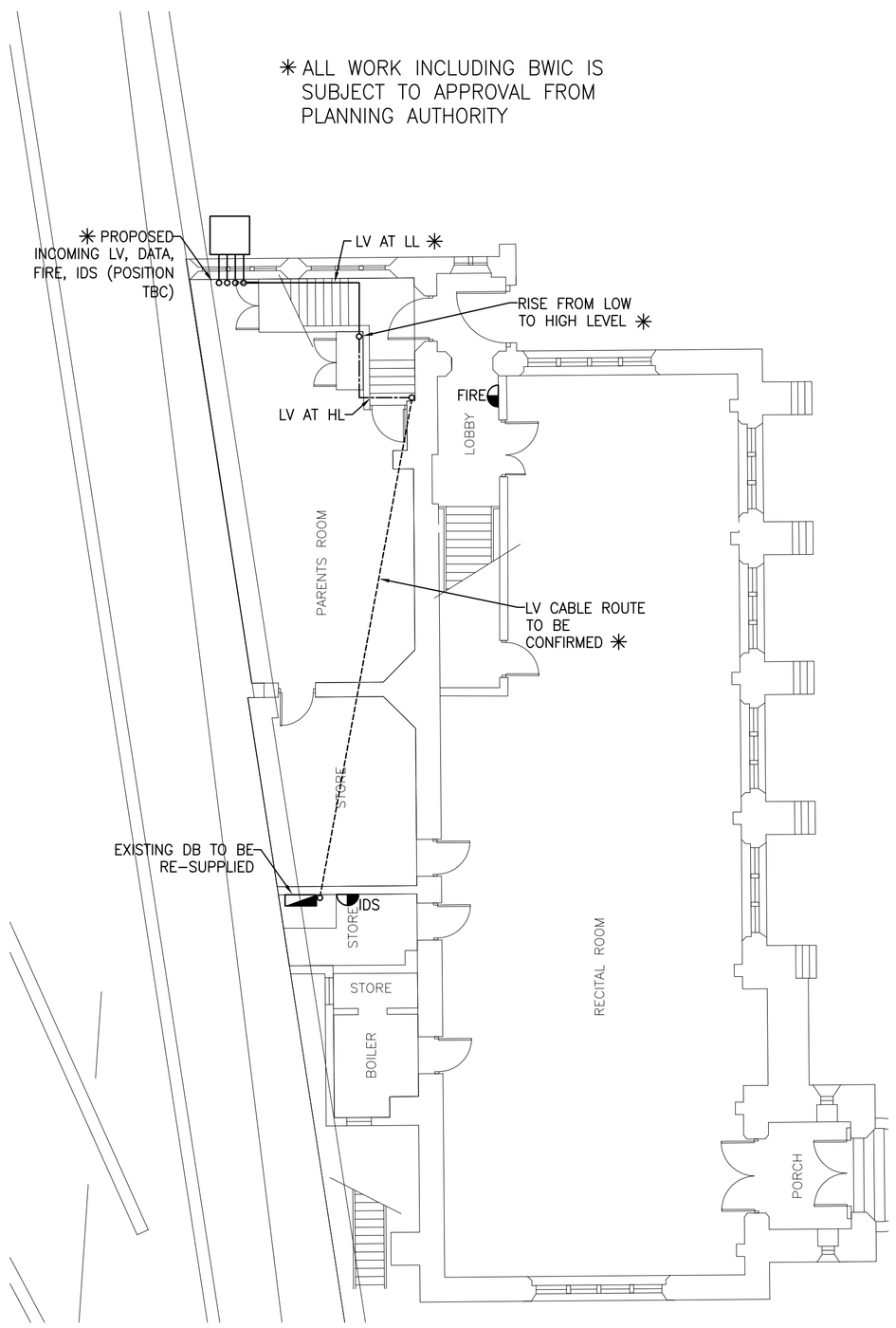

GROUND FLOOR PROPOSED MODS TO LV, DATA SERVICES

SECURITY LEGEND

- PIR — PIR SENSOR FOR INTRUDER ALARM
- DC — DOOR CONTACT
- WC — WINDOW CONTACT
- RKP — REMOTE KEYPAD
- IDS — PANEL
- EXTERNAL ALARM AND BEACON

FIRE LEGEND

- SH — COMBINED SMOKE AND HEAT DETECTOR
- SH — COMBINED SMOKE AND HEAT DETECTOR WITH SOUNDER BASE AND BEACON
- MANUAL CALL POINT
- FAP — FIRE ALARM PANEL
- FAI — FIRE ALARM INTERFACE
- COMBINED SOUNDER AND BEACON
- BEAM DETECTOR

ELECTRICAL LEGEND

- DISTRIBUTION BOARD
- FUSED CONNECTION UNIT

NOTES

1. FIRE ALARM SYSTEM IS TO BE PROVIDED WITH POWER VIA LABELLED UNSWITCHED FUSED CONNECTION UNIT FED FROM SPARE WAY ON EXISTING DB.
2. IDS SYSTEM IS TO BE PROVIDED WITH POWER VIA UNSWITCHED FCU CONNECTED INTO LOCAL RING MAIN OR BACK TO DB, AS APPROPRIATE.
3. ALL WIRING IS TO BE CARRIED OUT IN SIMILAR MANNER TO THE EXISTING INSTALLATION.
4. ALL WORKS TO VALLINS BUILDING IS TO BE CARRIED OUT IN ACCORDANCE WITH REQUIREMENTS OF ENGLISH HERITAGE AND LOCAL PLANNING AUTHORITY.

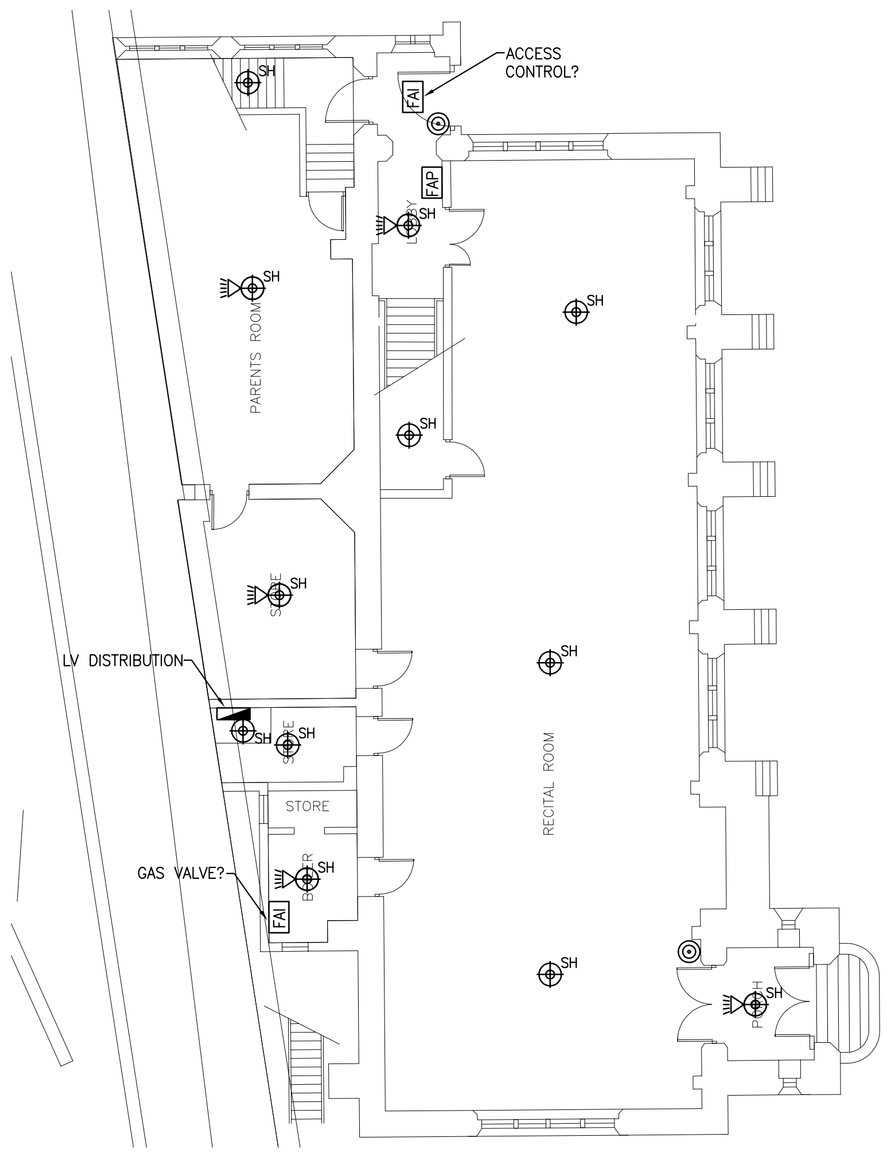

GROUND FLOOR PROPOSED NEW FIRE ALARM LAYOUT

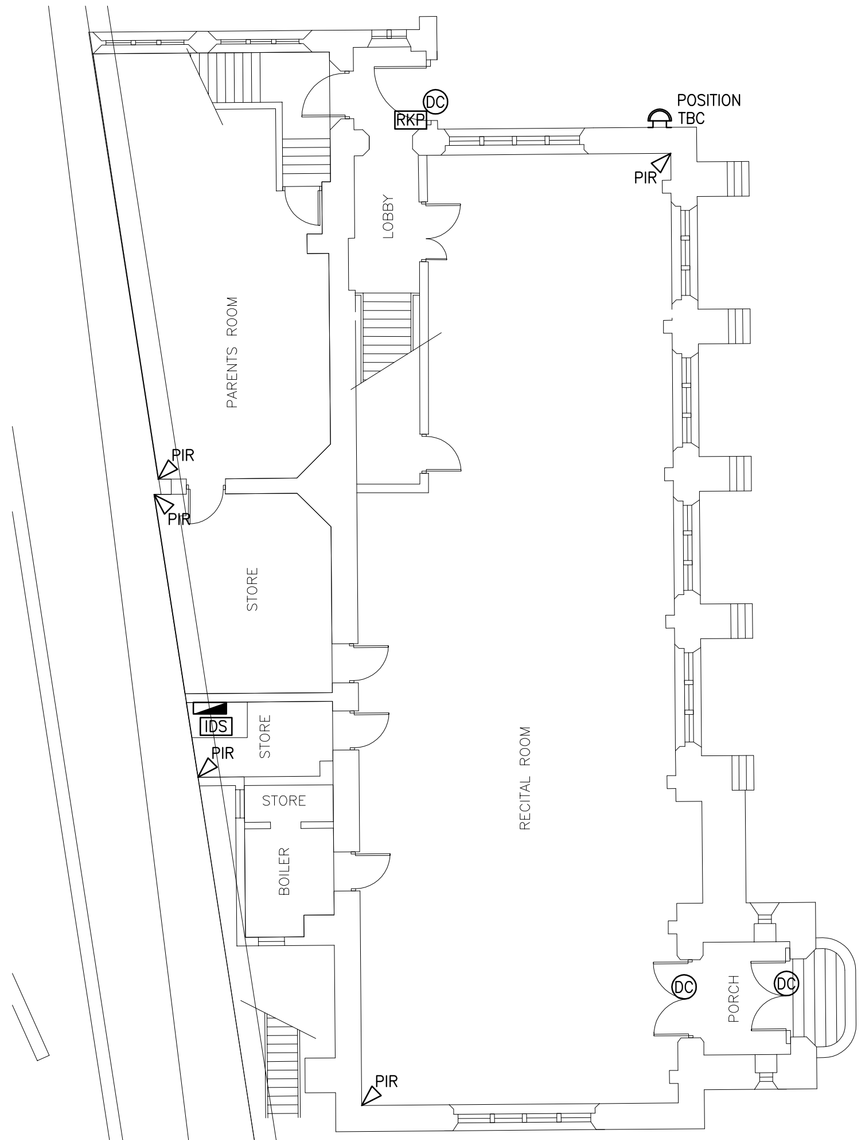

GROUND FLOOR IDS LAYOUT

TENDER ISSUE
NOT FOR CONSTRUCTION

REV	DESCRIPTION	BY	CHKD	APP	DATE
T2	NOTES ADDED	RD	DC		09/01/14
T1	TENDER ISSUE	RD	DC		03/09/13

CHARLES ANDREWS
Consulting Engineers
THE CORNERHOUSE,
4th AVENUE, TRAFFORD VILLAGE,
TRAFFORD PARK, MANCHESTER.
M17 1DB
Tel: 0161 848 9955
Fax: 0161 848 9966
E-mail: info@charlesandrews.co.uk
www.charlesandrews.co.uk

CA Filename:	PROJECTS/8186/DRAWINGS/ELECTRICAL/E05		
Drn: RD	Chkd: DC	App:	
Date: AUG 2013	Scale: 1:100@A1		

Project Title:
CHETHAMS PALATINE
DEMOLITION

Drawing Title:
PROPOSED ELECTRICAL SERVICES
VALLINS BUILDING
GROUND AND FIRST FLOOR

Drg. No:	Rev:
8186-E05	T2