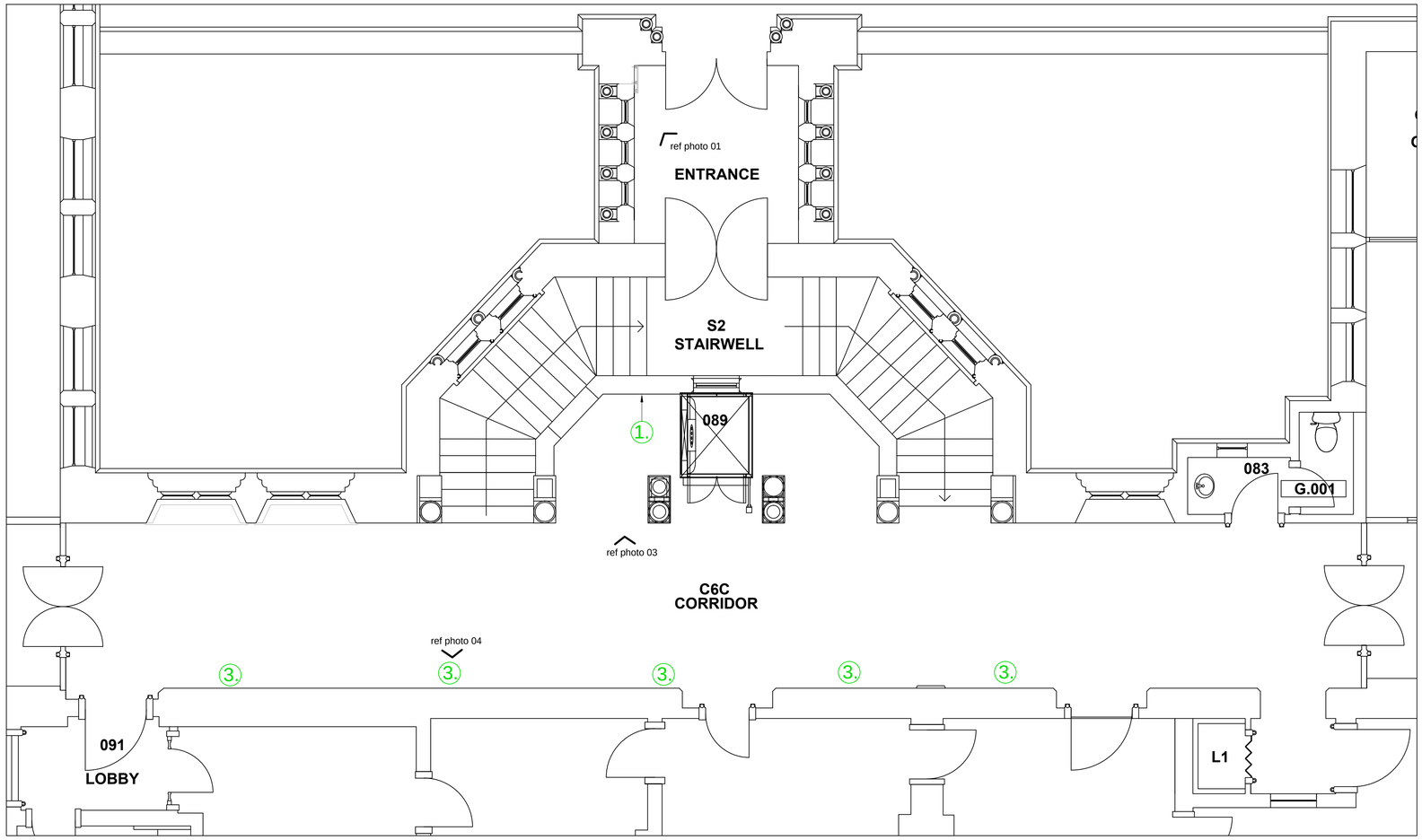

ground floor

Extend approx 500mm wide, 70mm deep patress an additional 600mm further down the wall (take site dims to confirm). Fix as detail below. Conduits brought up from floor to be painted in multi surface paint to match adjacent wall (i.e. as the existing conduits). refix zone plans below new refuge panel

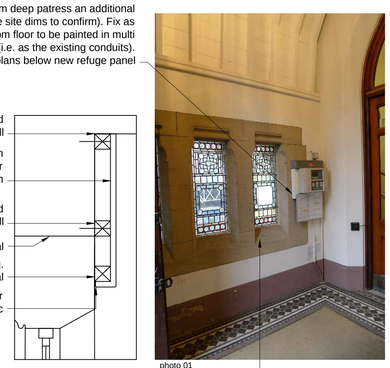

photo 01

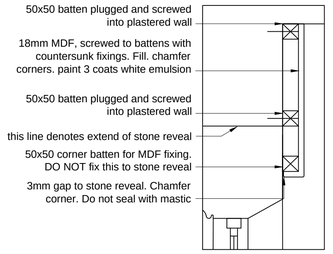

Note, this is a listed building. Existing grilles are sealed shut with paint and need to be carefully removed. The dome head corner screws will need to be replaced. Back panel consists of approx 6mm plywood type material. Remove and replace with 12mm Promat Supalux board, additional fixings are likely to be required. Once removed, architect to advise where 100mm diameter hole is to be cut in Supalux material, then faced in Envirograf Product 35 MG intumescent grill inner plate. Outer grill then cleaned, rubbed down with wire wool and painted 2 coats oil based smooth metal satin paint. (bare metal edges will need an additional coat). Frame edges to be made good to match existing where damaged by removal, and frame painted black to match



photo 04



refuge system floor above to be fed from store room at basement level, through 15mm diameter hole in floor. Drill from above and protect lower area from spalshing. Make good/fill flush and damage with materials to match existing.

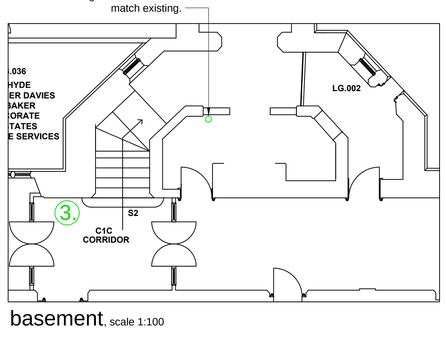

basement, scale 1:100

works denoted 3.

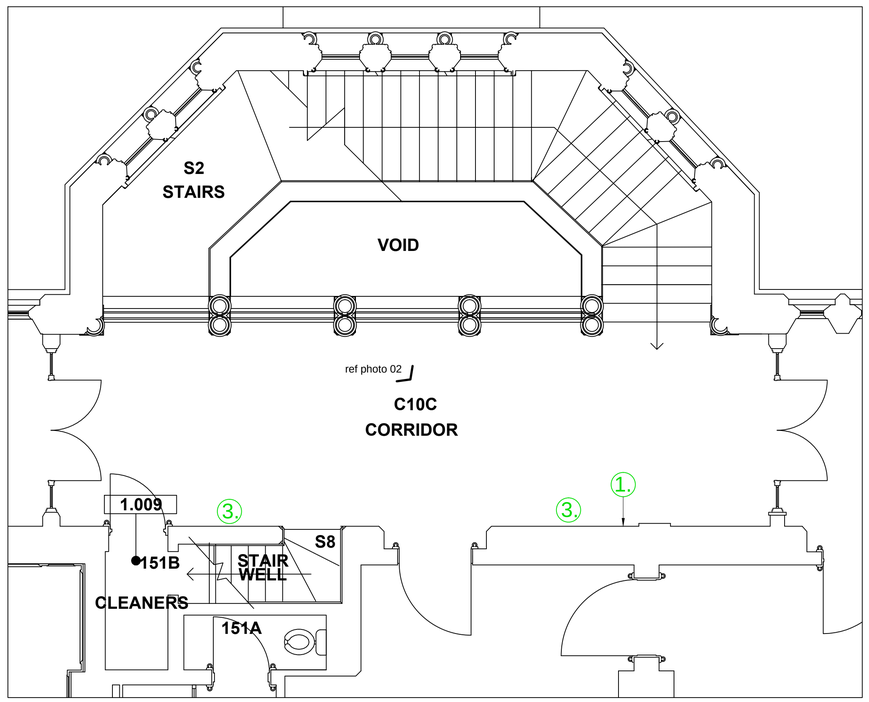

first floor

move first aid sign to right of notice board to make room for the 2 new signs below



photo 02

to be positioned to right of timber pier. Note pier is hollow with hinge and screw access. The CCTV system makes it clear there are wiring routes within. Utilise these. Do not surface mount cables/conduit to this listed building

move resQmat below new communications device



photo 03

YOUR TEXT HERE

297x210mm 1.2mm thick hard plastic purpose made sign (green safe condition sign). To be positioned to left of disabled refuge communication system, actual text below. supplied and fixed with adhesive pads

297x210mm 1.2mm thick hard plastic sign "Keep Clear Refuge point". supplied and fixed with adhesive pads

Note: clean up, make good and fill flush areas disturbed following installation of disabled refuge communication system, conduit feeds, signage installation, and cores within floors/walls



440x180x65mm deep disabled refuge remote unit fixed 1100mm from floor level to push button

works denoted 1.

WILSON MASON

Upland House
Spring Lane
Samlesbury
Preston
PR5 0UX

T 01772 877455
F 01772 877456
E preston@wilsonmason.co.uk
www.wilsonmason.co.uk

This drawing is to be read in conjunction with all relevant consultants' and specialists' drawings. The Architect is to be notified of any discrepancies before proceeding. Do not scale from this drawing. All dimensions are to be checked on site. This drawing is subject to copyright.

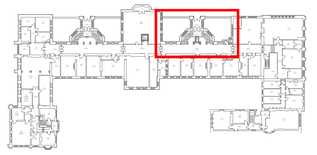

Location Plan

works denoted 3.

notes
this drawing to be read in conjunction with M&E drawings and specification. Holes for new services are to be drilled through existing walls / slabs to suit pathways. contractor to seal around penetrations with white intumescent mastic, flush finish. Make good/fill flush any damage caused. Clean up detritus and dust from drilling.

damage to ceilings and yellowing of soffit where existing smoke detectors have been moved (each floor - refer to M&E drawings) are to be rubbed down, filled flush, and locally decorated in emulsion paint to match existing.

YOUR TEXT HERE

make allowance for:
supply and fit 12 no. 297x210mm 1.2mm thick hard plastic purpose made sign (green safe condition sign). To be positioned in staircases without disabled refuge systems. Exact text TBC by UoM fire officers, but will be 3 different wordings

ARCHITECTURAL DESIGN RISK ASSESSMENT
may require the Contractor to distrub asbestos: Refer to R+D survey to confirm location.
- work which may lead to Musculoskeletal Disorders (MSD): e.g. Drilling into the existing concrete structure.
- construction processes which will exceed the threshold limits of the Noise at Work Regulations: e.g. Drilling into existing concrete structure.
- works above ceiling level (risk of falling from height)
- works next to live electrical cables and hot water pipes: refer to M&E risk assessment
- works above ceiling level where a lot of dust has settled
- works in occupied buildings of students and staff where some building users will not be familiar with the building.

no.	by	chk.	revision	date
1	JRB	-	original item notes & photo refs added	2014.03.04

client

MANCHESTER 1824

project
Fire Remedials Academic Buildings
UoM project no. 6150

by	chk.	date	scale	sheet size
JRB	-	2014 02 20	1:50	A1

title
John Owens
UoM project no. 6150

status	job no / drg. no	revision
-	5960 JO 01	1

WILSON MASON