1 The contractor is to check and verify all building and site dimensions, levels and sewer invert levels at connection points before work commences.

2 The contractor is to comply in all respects with the current building regulations whether specifically stated on these drawings or not.

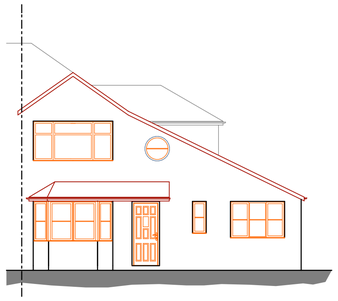

FRONT ELEVATION A/1

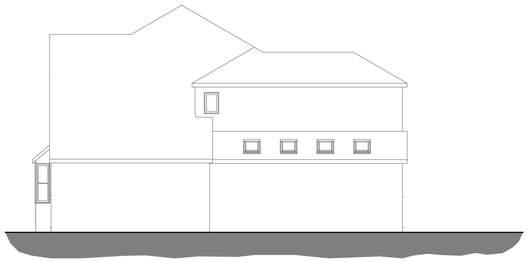

SIDE ELEVATION A/2



REAR ELEVATION A/3

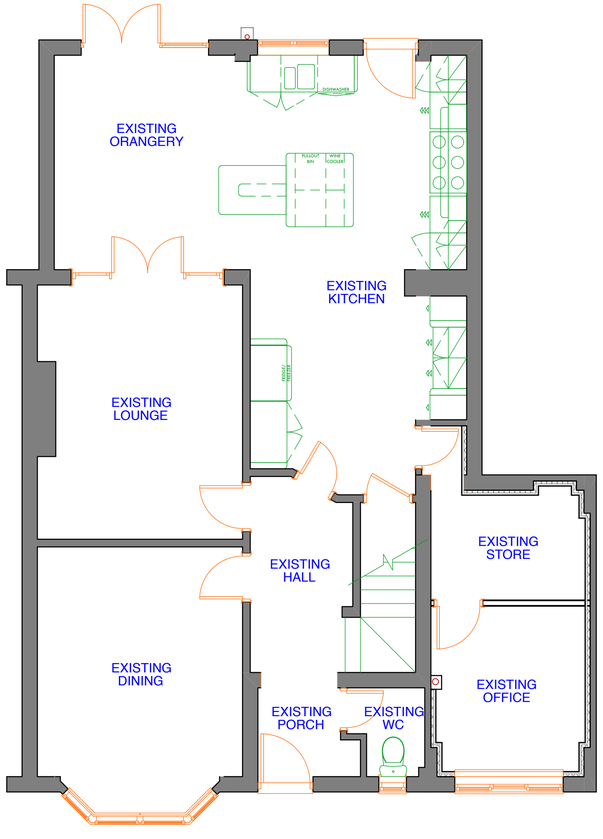

EXISTING GROUND FLOOR PLAN

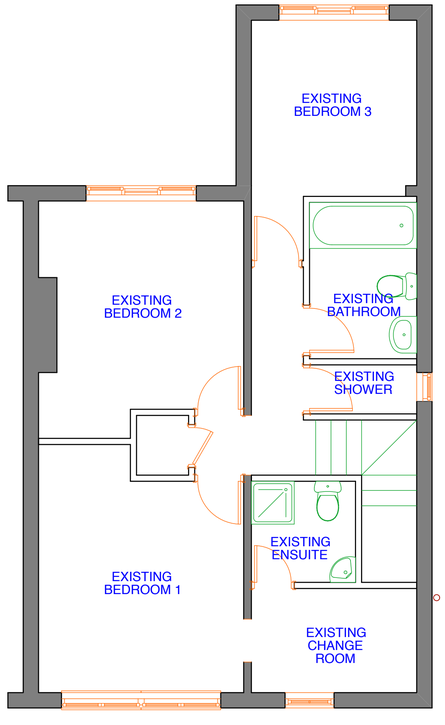

EXISTING FIRST FLOOR PLAN

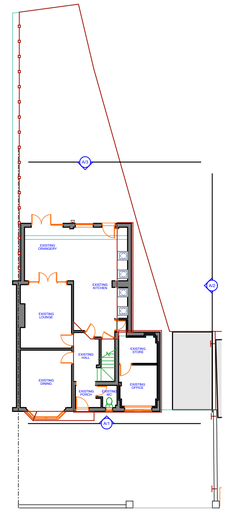

EXISTING SITE PLAN 1:200

PROJECT
14 Ford Lane, Didsbury, M20 2TJ
Proposed Attached Single Garage

Existing Plans and Elevations

DRWG NO. 6940-01
DATE 05-06-13
SCALE 1:50, 1:100
DRAWN GCC

Fircroft, Milnthorpe Road, Holme, Lancs LA6 1PX
T: 01524 782867 F: 01524 782865
E: info@c-a-v.co.uk www.c-a-v.co.uk