Scale, Appearance & Massing

6

Scale, Appearance & Massing

The elevations have been designed to express the internal functions of the building, balanced with an appropriate response to the urban context as explained in the massing studies.

The elevation design has been driven by the need to create a strong and attractive frontage onto the Princess Parkway, a clearly accessible and visible entrance and a pool hall that takes advantage of the panoramic views out across the playing fields, taking advantage of this key natural site asset.

The building is conceived as a lightweight metal and glass pod suspended at first floor with elevated views from the Parkway to the fitness suite, effectively advertising the building's use and animating this important public elevation.

The Dance/Community room similarly looks out across the playing fields from its elevated position.

Below this pod, the glazed entrance foyer is revealed wrapping into full width glazing to the pool hall, giving it panoramic views out across the playing fields.

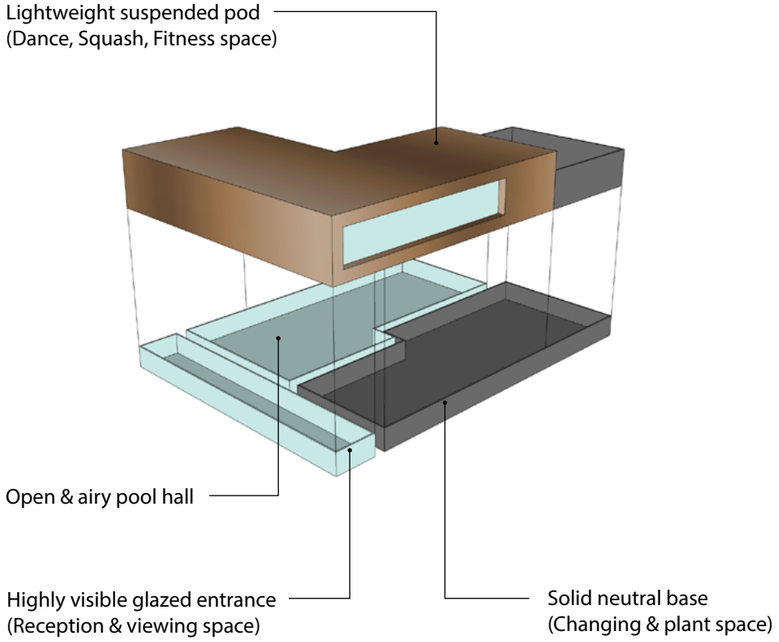



South West Elevation

1 8 2 1 4 3



North West Elevation

3 6 2 1 2

Scale, Appearance & Massing

• Material Key

1. Bronze-toned Rain-screen Cladding

Set against a green landscape which includes a significant amount of existing mature trees, the lightweight first floor pool is clad in a bronze toned aluminium rain-screen cladding to give an impression of a 'natural' yet robust material. This is divided into slim vertical panels.

2. Curtain Wall

Whilst the building gives a glazed appearance, these areas of powder coated aluminium curtain wall are concentrated to the key spaces for maximum effect.

3. Dark Grey Brick

A dark grey brick multi is proposed at ground floor to the wet changing room and plant elevations, creating a 'neutral' surface.

4 - 5. Powder Coated Louvre Screens and doors

Powder coated secret fix louvers are proposed as a screen to the external first floor plant area as well as to the end elevation of the plant room. This will include integral breakout panels and plant access doors.

6. Standing Seam Roof

Above the main pool, a simple monopitch standing seam built up roof without complex junctions or penetrations minimises the chance of failure.

7. Flat Roof

The roof of the first floor pod is formed with a single ply proprietary roof system.

8. Façade Fixed Signage

Large scale powder coated metal signage is proposed for the Princess Parkway elevation to be mounted on the ground floor brick clad façade.

9. Composite cladding panels

Insulated composite cladding to end facade of the pool hall. Panel finish to match rainscreen cladding



South East Elevation

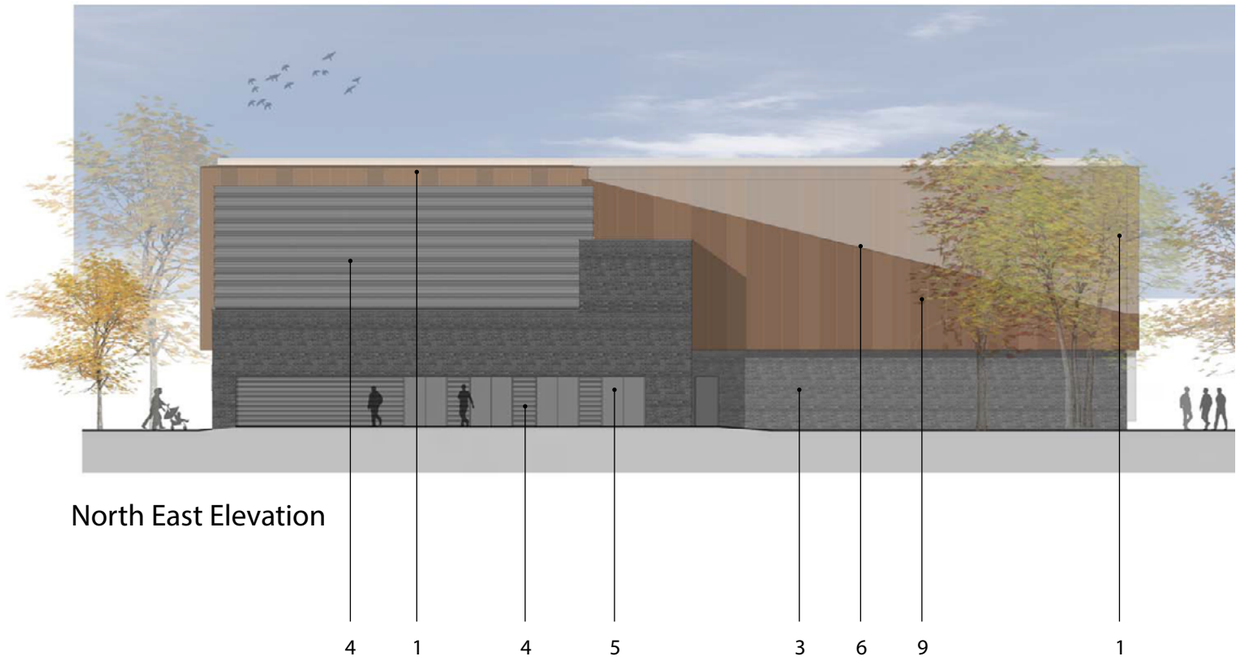

North East Elevation

Scale, Appearance & Massing

The building massing has been developed with the aid of a 3D digital model in order to help develop an appropriate response to the key views of the building from eye level.

• Princess Parkway

Approaching from the south along Princess Parkway the building needs to be attractive and highly visible.

This is the primary public face of a new and significant public building and as such needs to advertise its function and presence to the local community and wider user groups.

From the Parkway the existing trees are thinned out, preserving the better mature specimens and lifting the grounds to enable clear views of the building.

Bands of low level hedge planting screen car parking, whilst allowing views of the elevated building beyond.

At first floor, the building is conceived as a lightweight metal surface wrapped around a large horizontal opening. This provides an elevated shop window to the health and fitness gym visible from the Parkway.

• Whitchurch Road

Running perpendicular to the Princess Parkway, Whitchurch Road forms an axial vista towards the new building from the local residential area.

The first floor pod containing the health and fitness suite provides a clear focal element to the design.

• Entrance and Playing Fields

The glazed entrance foyer at ground floor provides a visual connection toward the entrance from the Parkway elevation through to the playing fields.

This glazed surface flows into the glazed pool hall elevations allowing clear views out across the playing fields – the key site characteristic.

The first floor pod is again formed by a lightweight metal surface wrapped around a large glazed opening – this time containing the Dance/Community Room.

The wrapped surface is extended to form a projecting eaves detail above the main pool area.









CGI visualization from Princess Road