Copyright of this drawing is vested in 5plus Architect and it must not be copied or reproduced without written consent.
Figured dimensions only are to be taken from this drawing. DO NOT SCALE OFF THIS DRAWING ..... IF IN DOUBT ASK

All contractors must visit the site and be responsible for taking and checking all dimensions relative to their work. 5plus architects are, to be advised of any variation between drawings and site conditions.

Electronic datat drawings issued as 'read only' and should not be interrogated for measurement.
All dimensions and levels should be 'read only' from those values stated in text, on the drawings

KEY PLAN:

The following services are proposed to be provided from the existing building:

1. Power supply (indicatively 32 amp single phase connection (based on 27sqm per unit) this would give 275watts/sqm around 7.3kW)

2.Drainage

3.Water supply (25mm water connection providing water at 1.0 bar pressure)

A suggested zone of approximately 800mm is proposed between the building and the back of the pavilions to allow for ventilated storage of gas canisters if required. Gates are described to close this off.

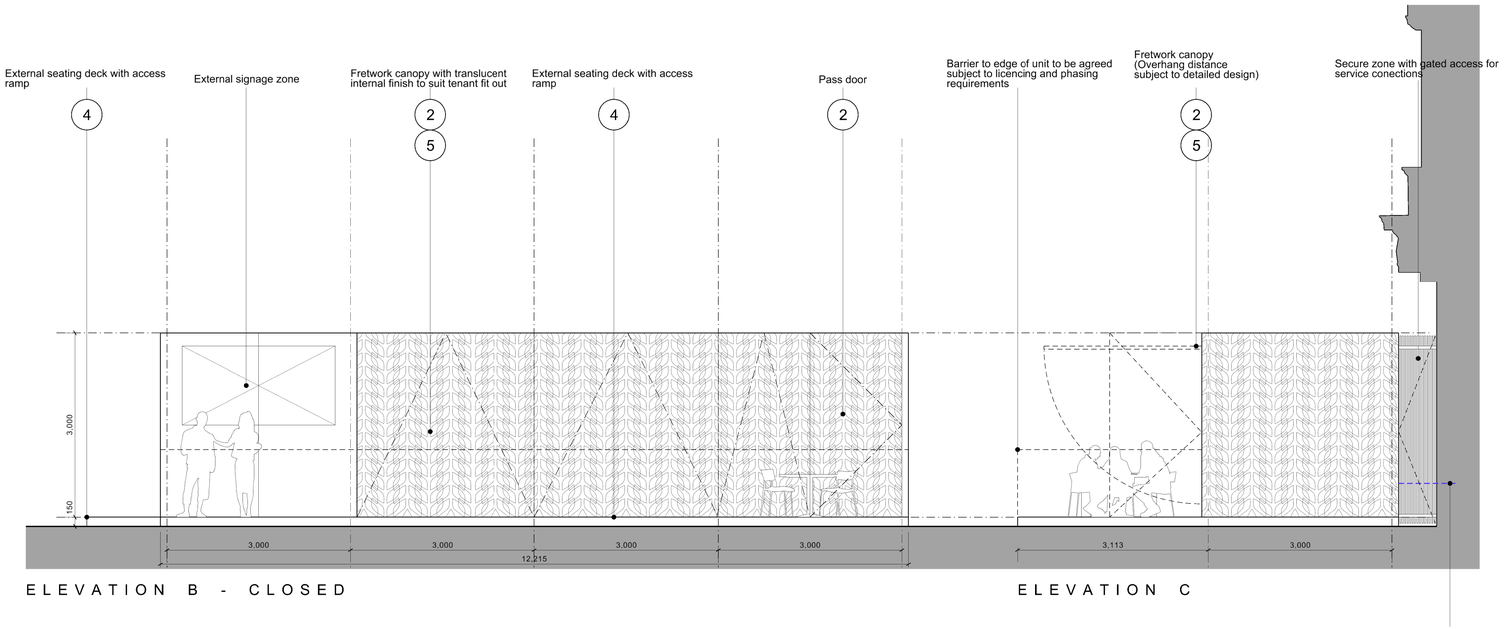

ELEVATION B - CLOSED

ELEVATION C

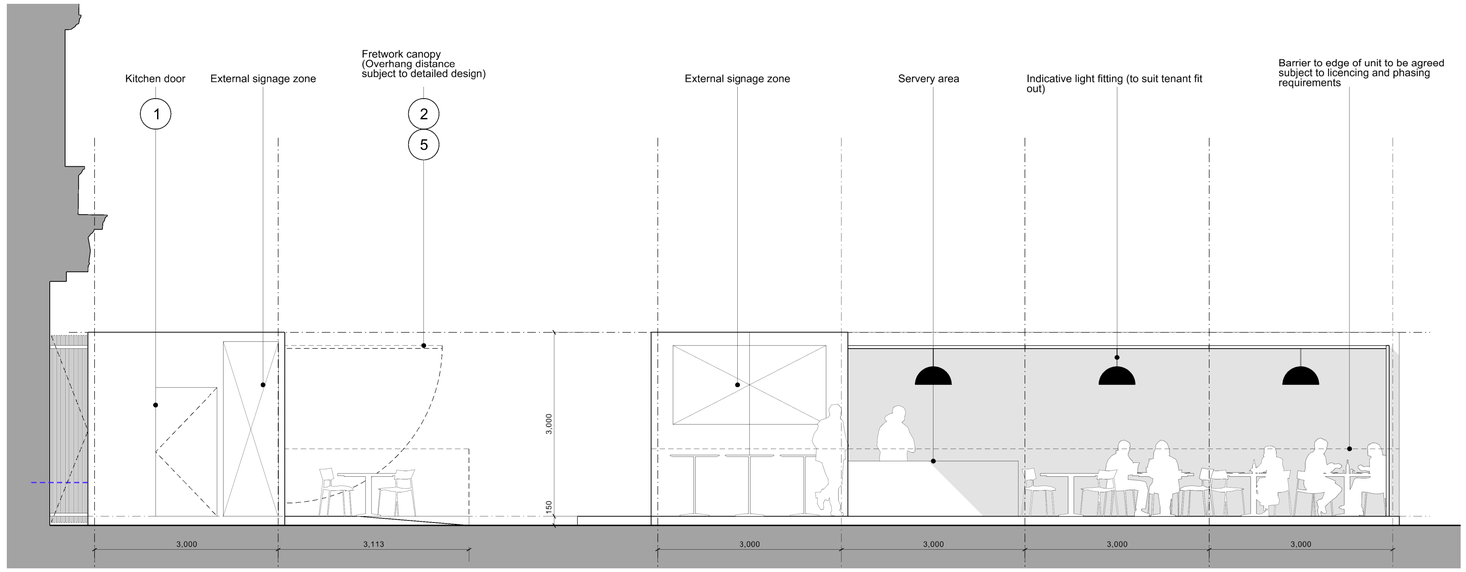

ELEVATION A

ELEVATION B - OPEN











Materials

1. Black stained WBP Plywood
2. Fretwork
3. Gold Paint
4. Black Stained Decking
5. PETg Acrylic

REV:	DATE:	DETAILS:
A	19/03/14	Issued for planning

4th Floor
The Hive
47 Lever Street
Manchester
M1 1FN

+44 (0)161 228 0211

www.5plusarchitects.com

5plus architects

PROJECT:
Corn Exchange
Manchester

TITLE:
Temporary Serving Pavilions
Elevations

SCALE:	ORIGIN DATE:	DRAWN:	CHECKED:
1:50 @ A1	23/07/13	ATa	CG

STATUS:
Planning

PROJECT	DRAWING NO:	REV:
05045_	B2_04_2200	A

Architecture | Masterplanning | Interiors | Graphics | Branding