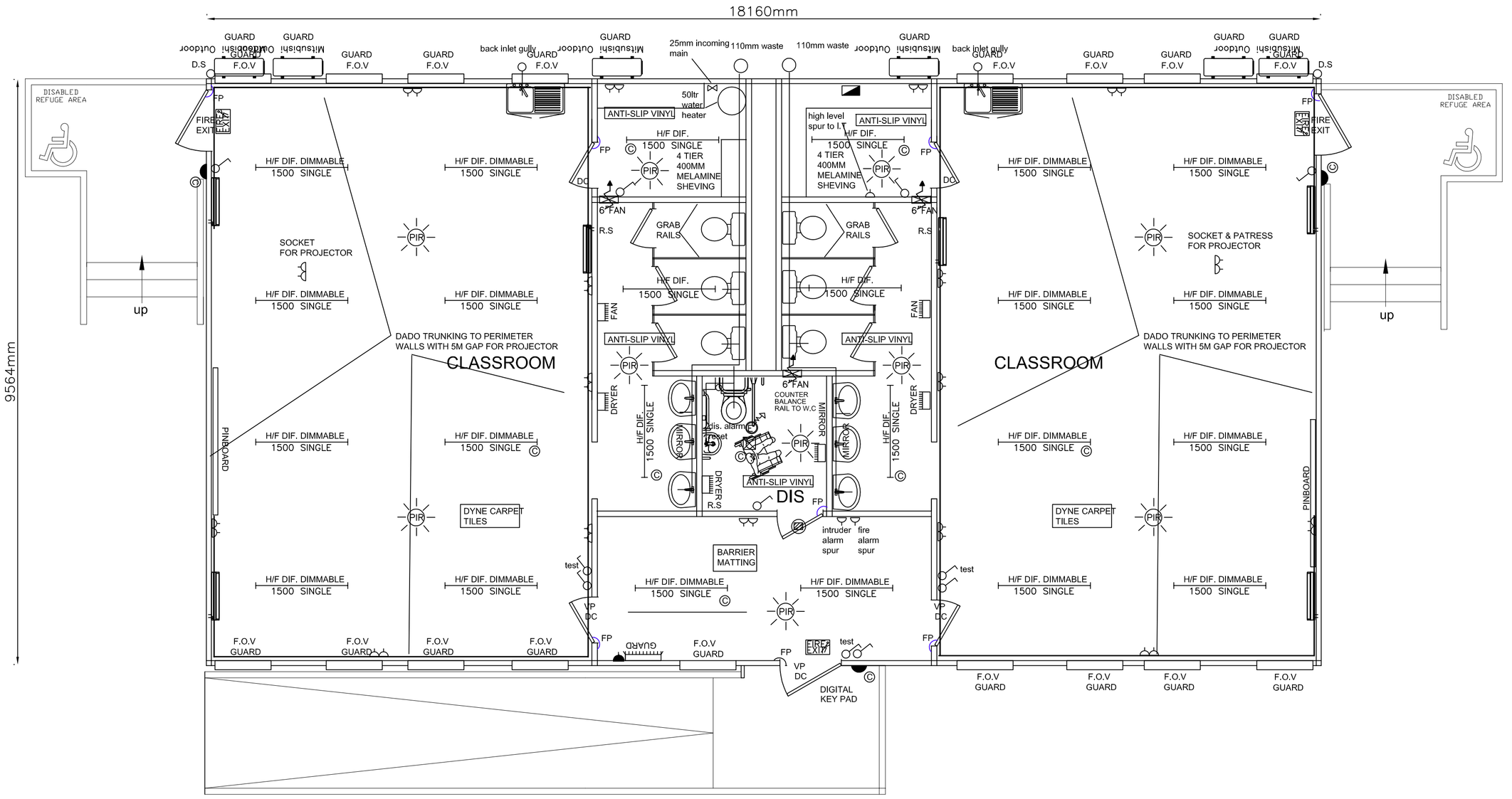

Floor Layout - as proposed

18M X 9.6M INTERNAL COLUMN MODULAR BUILDING
COMPRISING OF:-
2 - 9.6M X 3M END SECTIONS
4 - 9.6M X 3M MIDDLE SECTIONS
EXTERIOR - IVORY PLASTISOL STEEL BODY, CORNER POSTS AND SKIRTING, MERLIN GREY EXTERNAL DOOR AND ROOF FASCIA
INTERIOR - WHITE VINYL FACED PLASTERBOARD TO WALLS AND CEILING
INTERNAL HEADROOM 2.4M
EXTERNAL DOORS
1 - STEEL LINED ENTRANCE DOOR C/W VISION PANEL AND DOOR CLOSER
2 - STEEL LINED FIRE EXIT DOORS C/W CRASH BAR AND SIGNS
- FINGER PROTECTORS
INTERNAL DOORS
7 - FD30 INTERNAL ASH DOORSETS
(2) VISION PANELS
(6) DOOR CLOSERS
(1) INDICTOR BOLT
- FINGER PROTECTORS TO ALL DOORS
17 - 914 X 1067 WHITE UPVC DOUBLE GLAZED WINDOWS C/W F.O.V AND PILKINGTON 'K' GLASS
17 - MESH GUARDS
PARTITIONING
- 39M
ELECTRICS
- MAINS BOARD
26 - SINGLE 1500 HIGH FREQUENCY FLUORESCENT LIGHTS C/W DIFFUSERS
(7) TO BE COMBINED EMERGENCY TYPE
(16) TO BE DIMMABLE
4 - DAYLIGHT SENSORS
1 - INTERNAL COMBINED EMERGENCY BULKHEAD LIGHT
3 - EXTERNAL COMBINED EMERGENCY BULKHEAD LIGHTS
3 - 3HR MAINTAINED EMERGENCY LIGHTS C/W RUNNING MAN LEGEND
- EMERGENCY LIGHT TEST KEY SWITCHES
- LIGHT SWITCHES TO SUIT
2 - WALL MOUNTED CONVECTOR HEATERS C/W GUARDS
6 - SRK20 MITSUBISHI HEAT/COOL UNITS C/W GUARDS
15 - TWIN SOCKETS
3 - HIGH LEVEL FAN HEATERS
1 - 50LTR WATER HEATER
3 - 6" EXTRACTOR FANS
1 - DISABLED TOILET ALARM CALL SYSTEM
PLUMBING AND BATHROOM FITTINGS
1 - DOC 'M' PACK DISABLED TOILET PACKAGE
2 - AMBULANT W.C'S IN TOILET CUBICALS
2 - CHILDRENS WASH HAND BASIN C/W HOT AND COLD TAP TEMPERATURE CONTROLLED NON-CONCUSSIVE TAPS
2 - VANITY UNITS
4 - 450MM X 600 WALL MIRRORS
1 - 600MM X 1000MM WALL MIRROR
2 - 1000 X 600 SINK UNITS ADULT HEIGHT C/W HOT AND COLD TAP
- 2M WORKTOP
FLOOR COVERING
- APPROX. 47M2 ANTI-SLIP VINYL FLOORCOVERING
- APPROX. 125M2 STANDARD CARPET
SUNDRIES
- PERIMETER BASE SKIRT
- L2A COMPLIANCE CHECK

CONTRASTING SOCKETS, SWITCHES, SPURS ETC.

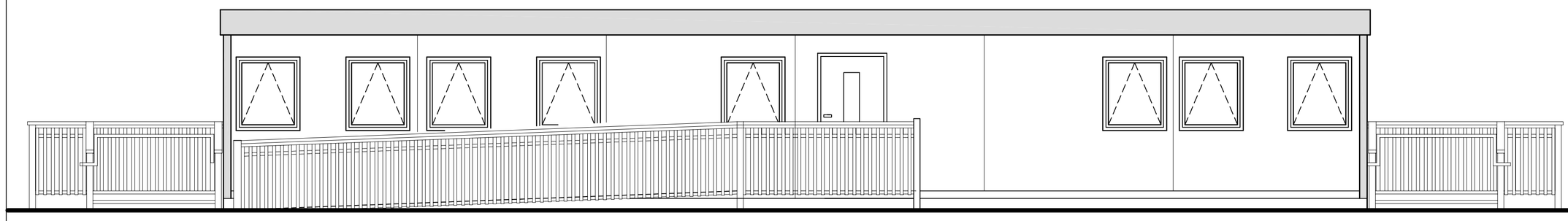

Front Elevation - as proposed

End Elevation - as proposed

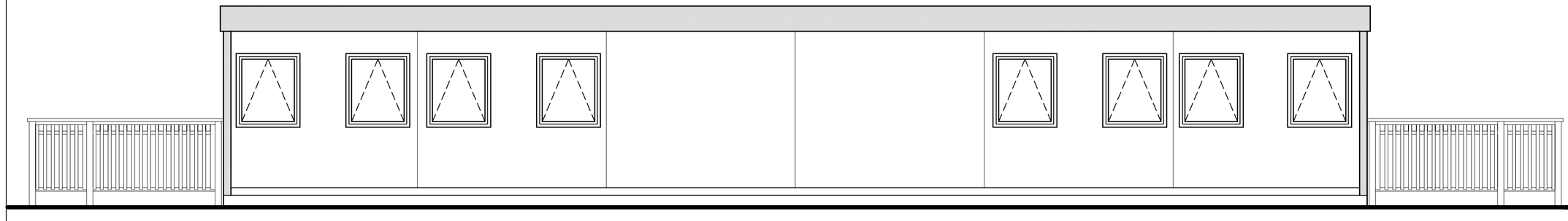

Rear Elevation - as proposed

End Elevation - as proposed

DRAWING APPROVAL

STAMP IF REQUIRED	SIGN:
	PRINT:
	COMPANY:
	DATE:

ONCE THE LAYOUT & SPECIFICATION HAS BEEN AGREED COULD YOU PLEASE SIGN, DATE & PRINT THE DRAWING TO ALLOW MANUFACTURE TO TAKE PLACE

Note

Overall Building height may alter slightly depending on the height of prepared foundations and the fall of the land (If Applicable).

Any dimensions should be used in preference to scaling the drawings and should be checked by the contractor before that part of the work commences or materials are ordered.

Any alterations to be confirmed by the client and Local Authority or other supervising body.

Permission should be obtained from land owners if not freehold.
If the work is subject to CDM Regulations the HSE should be notified.

Where the development is within close proximity of the boundary the Party Wall Act will apply and written intention should be given to the adjoining owners.

All electrical heating and plumbing requirements should be agreed with the client before work commences.

Building work must be inspected by an approved Building inspector during the course of the work (If applicable).

All drawings including elevations are the property of Springfield Mobile (Lancs) Ltd and must not be reproduced without written prior consent.

REV	DESCRIPTION	DATE	BY

Springfield Manufacturers of Quality Portable Accommodation

Manufacturers of Quality Accommodation

Registered Office: -

UNIT 2
12 ABBOTSFIELD ROAD
SUTTON
ST HELENS
WA9 4HU

TEL 01744 851958
FAX 01744 811565

www.spring-field.co.uk

TITLE: Webster Primary School
Two Classroom Temporary Accommodation

CLIENT: Manchester City Council
Capital Programmes & Property
Growth & Neighbourhoods Directorate
Town Hall
Manchester

SERIAL NO:	SCALE:
ED42329	1:50
DRAWN BY: LYNDSEY DUGGAN	DATE: 14.4.14
	DRAWING No: A002B