This drawing is the property of GWP Architecture. Copyright is reserved by them and the drawing is issued on the condition that it is not copied, reproduced, retained, or disclosed to any unauthorised person, either wholly or in part, without the consent in writing of GWP Architecture.

All drawings and specifications should be read in conjunction with the project health and safety plan, any possible conflicts should be presented to the Planning Coordinator.

All work to be carried out in accordance with current Building Regulations.

Contractors must verify all dimensions at the job before commencing any work or making shop drawings.

Written dimensions should be taken.

Do not scale off drawing.

Do not take digital dimensions from this drawing.

Any discrepancies to be reported to the Architect.

NOTES

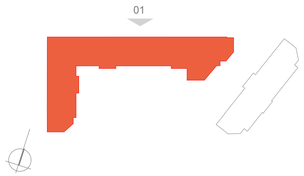

Window elevation treatment based upon an individual noise event not normally exceeding 50db LA max. (BS 8233:1999)

Drawing Formerly A-GWP-286.1212.(PA).122

REVISIONS

Rev		Dr	Ch	Date
1	First Issue	TA	RT	18.09.12
2	East Wing reduced by 1 bay & South Wing increased by 1 bay. Layout adjusted to suit. Bedrooms orientated to reduce service risers.	TA	RT	12.10.12
3	East Wing reduced by 1 bay & South Wing increased by 1 bay. Layout adjusted to suit.	TA	RT	22.10.12
4	Grid adjusted. Windows adjusted to suit. Issued for planning. Drawing number revised.	TA	RT	26.11.12
5	Materials notes updated	EC	RT	15.02.13

DRAWING ORIGINATOR

chartered architects
interior designers
space planners
project managers
landscape architects

gwp architecture

Bracken House
1 Lidgett Lane
Leeds
LS8 1PQ
01132 666044
01132 681859 (f)
architecture@gwp-arch.com
www.gwp-arch.com

Birley Fields
Student Accommodation

Manchester Metropolitan University

CLIENT

BUILDING SOLUTIONS

DRAWING DESCRIPTION

Block D1 (Cluster Flat) - Elevation 1

/Volumes/Data/CAD/XXXX Manchester Metropolitan University /CAD - Model/A - Architects (GWP)/ Model/MMU Cluster D.pln

SCALE	1:100@A1	DRAWN BY	TA
DATE	Sept 2012	CHECKED	RT

DRAWING NUMBER

A-GWP-286.1212.(PA).89 .05

DRAWING STATUS

INFORMATION	TENDER	CONTRACT CONSTRUCTION



Elevation 1
North West

1 Facing brickwork - colour TBC
2 Zinc coloured standing seam - TBC
3 High performance double glazed colour coated uPVC window - colour TBC
- Fibre cement panels adjacent (where relevant) fixed independently & not part of window
4 Louvred metal door to plant rooms / bins & cycle stores
5 Fibre cement panel - colour tones TBC
6 Aluminium famed glazing to retail units - TBC
7 Feature frame window surrounds
8 Curtain wall system with fibre cement infill panels - colour TBC
12 Aluminium capping

0 1 2 3 4 5

This drawing is the property of GWP Architecture. Copyright is reserved by them and the drawing is issued on condition that it is not copied, reproduced, retained or disclosed to any unauthorised person either wholly or in part, without the consent in writing of GWP Architecture.

All drawings and specifications should be read in conjunction with the project health and safety plan; any possible conflicts should be presented to the Planning Coordinator.

All work to be carried out in accordance with current Building Regulations.

Contractors must verify all dimensions at the job before commencing any work or making shop drawings.

Written dimensions should be taken.

Do not scale off drawing.

Do not take digital dimensions from this drawing.

Any discrepancies to be reported to the Architect.



Window elevation treatment based upon an individual noise event not normally exceeding 50db LA max. (BS 8233:1999)

Drawing Formerly A-GWP-286.12.12.(PA).122

REVISIONS

Rev		Dr.	Ch.	Date
1	First issue	TA	RT	18.09.12
2	East Wing reduced by 1 bay & South Wing increased by 1 bay. Layout adjusted to suit. Elevations updated to reflect revised sections	TA	RT	12.10.12
3	East Wing reduced by 1 bay & South Wing increased by 1 bay. Layout adjusted to suit.	TA	RT	22.10.12
4	Grid adjusted. Windows adjusted to suit. Issued for planning. Drawing number revised	TA	RT	26.11.12
5	Materials notes updated	EC	RT	15.02.13
6	Retail windows made smaller, and windows reconfigured, windows in projecting bays also replaced. Non Material Ammendments Application Made	LG	RT	15.02.13

DRAWING ORIGINATOR

chartered architects
interior designers
planning consultants
project managers
landscape architects

gwp
architecture

architecture@gwp-arch.com
www.gwp-arch.com
0113 272 4444 (t)
0113 248 8855 (f)

Bracken House
1 Lovell Park Lane
Leeds
LS9 1PQ

PROJECT

Birley Fields
Student Accommodation

Manchester Metropolitan University

CLIENT

BUILDING SOLUTIONS

DRAWING DESCRIPTION

Block D1 (Cluster Flat) - Elevation 1

\\admin\dfs\GWP BIM\Revit\PROJECTS\Cluster Block D1

SCALE	1:100@A1 A1
DATE	Sept 2012
DRAWING NUMBER	No A-GWP-286.12.12.(PA).89 Rev .06
DRAWN BY	TA
CHECKED	RT

DRAWING STATUS

INFORMATION	TENDER	CONTRACT CONSTRUCTION	

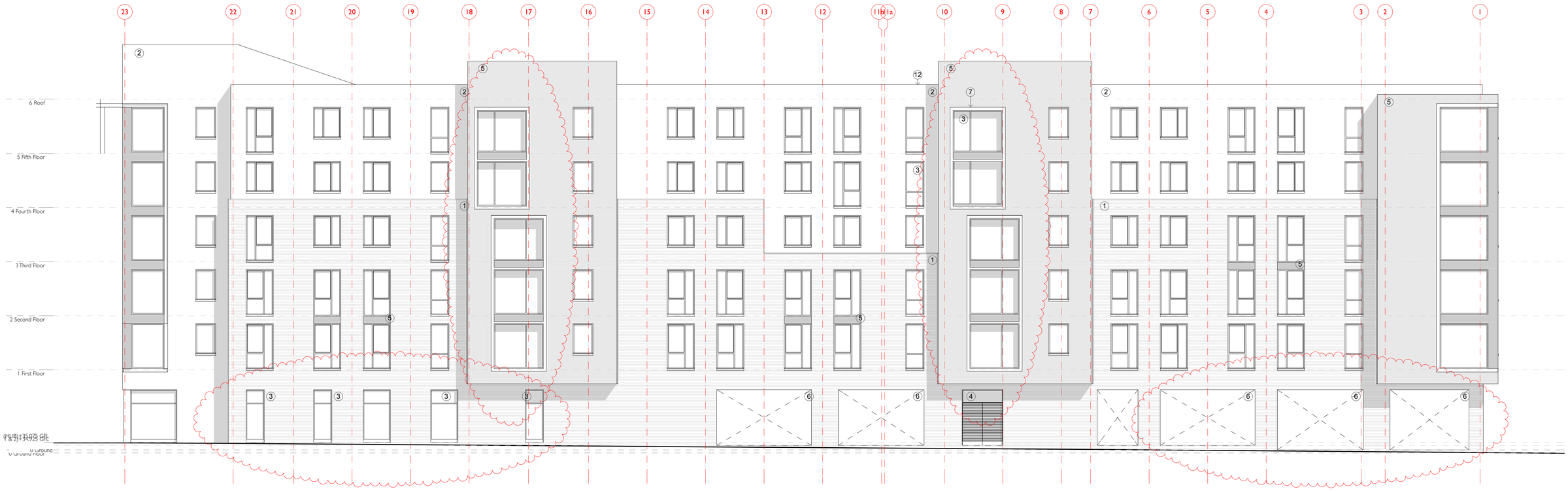

Elevation 1
North West

1 Facing brickwork - colour TBC
2 Zinc standing seam - TBC
3 High performance double glazed colour coated uPVC window - colour TBC
- Fibre cement panels adjacent (where relevant) fixed independently & not part of window
4 Louvred metal door to plant rooms / bins & cycle stores
5 Fibre cement panel - colour tones TBC
6 Aluminium famed glazing to retail units - TBC
7 Feature frame window surrounds
8 Curtain wall system with fibre cement infill panels - colour TBC
12 Aluminium capping

0 1 2 3 4 5