PROPOSED GROUND FLOOR PLAN
SCALE 1:100

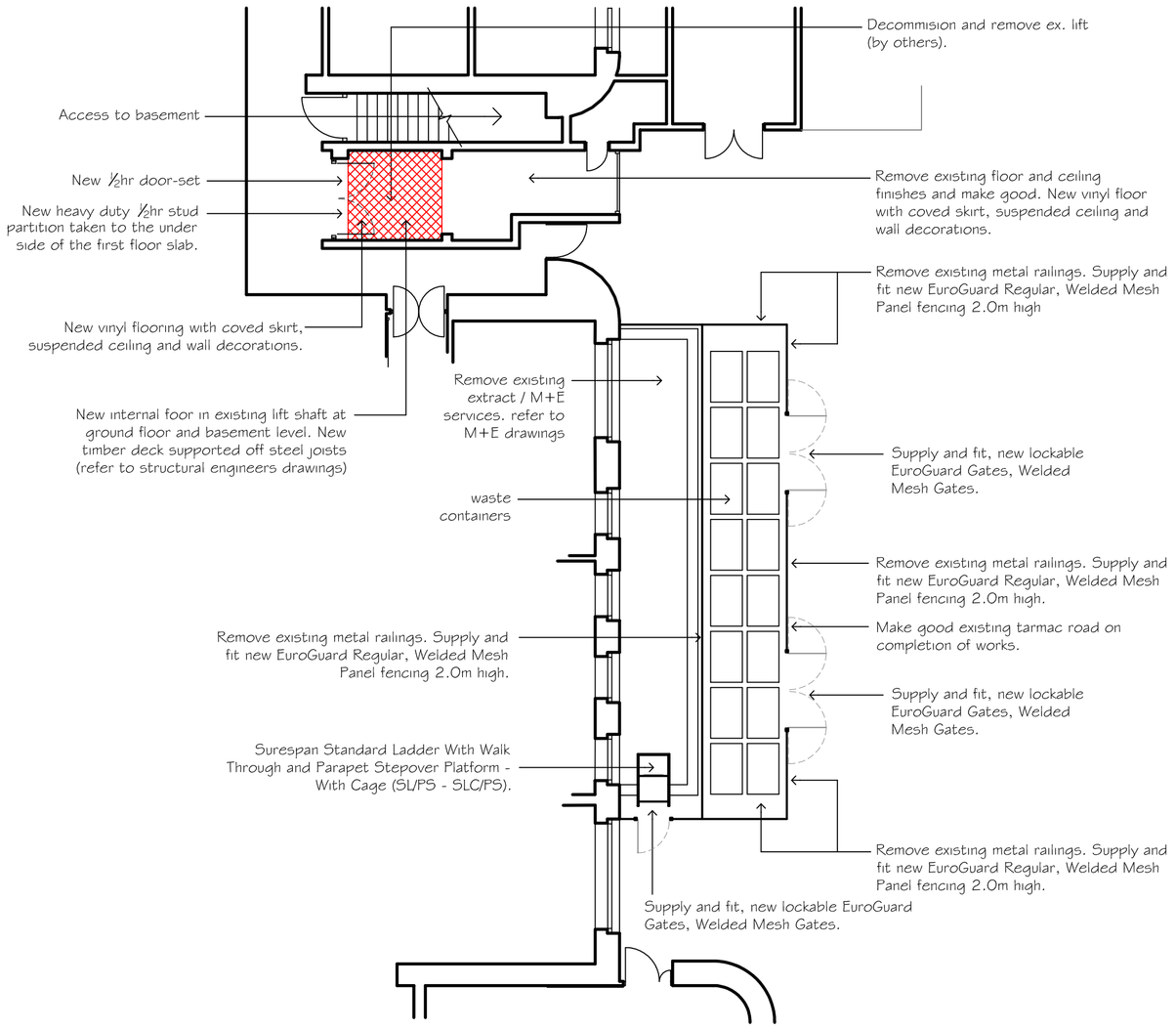

PROPOSED BASEMENT PLAN
SCALE 1:100

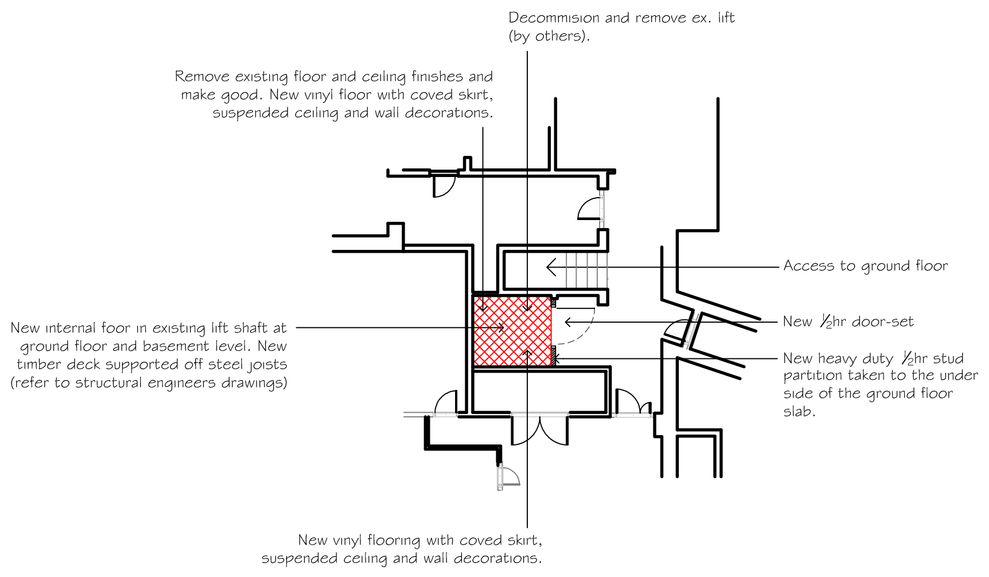

Registered in England No. 2789905

PROPOSED NEW DOOR ELEVATIONS
SCALE 1:20

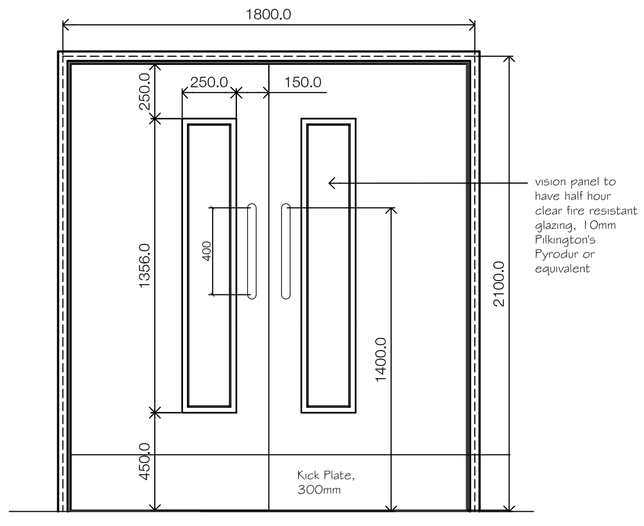

GROUND FLOOR
DOOR-SET

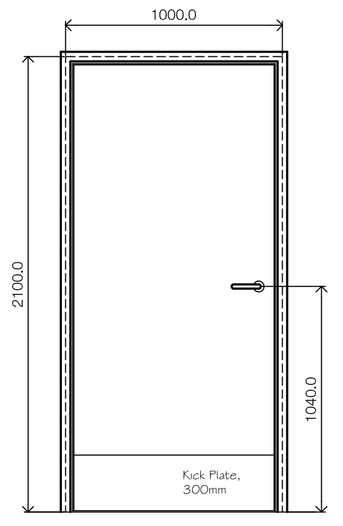

BASEMENT
DOORSET

PROPOSED DOOR DETAILS
SCALE 1:2

NOTES

All frames to half hour fire resisting doors to be manufactured from softwood timber with a density of not less than 420Kg/m3.
Softwood planted stops to be screwed glued and pelleted.
Frames to one hour fire rated doors to be manufactuered from hardwood timber with minimum density of 650Kg/m3.
All internal/external doors to be 100% solidcore construction suitable for Heavy Duty performance to BS DD 171 in the following options:

FD30S Fire and smoke performance.
FD60S Fire and smoke performance.

All FD30S and FD60S doors are to be certified to BS 476pt 22 and to fully comply with the BWF/Certifire Scheme.
All frames to have relevant half or one hour brush seal intumescent strips fitted rebate and edge of fix leaf of double doors to give seal at jambs and head.
Veneered Doorsets, with softwood architraves to match existing, primed for site painting.
Doors are hardwood veneer crown cut, with fully factory finished matching hardwood lippings and glazing beads.
All doors to lipped with 6mm hardwood exposed edges.
All vision panels to be factory glazed to sizes as indicated with nominal 20x20mm matching hardwood bolection beads fixed in accordance with BS 476 pt22. Glazing to be 10mm thick Pilkingston Pyrodur or equivalent 30min fire restistance.
All doors to have surface mounted push and kick plates to both sides as indicated.
All ironmongery to be by Laidlaw to match existing.
Door Number signs to be 80x80mm PVC with 10mm high white on brown Arial font.
Door Name signs to be self adhesive rigid PVC 310x50mm with 18mm high black Arial font on silver background unless otherwise shown

JAMB DETAIL

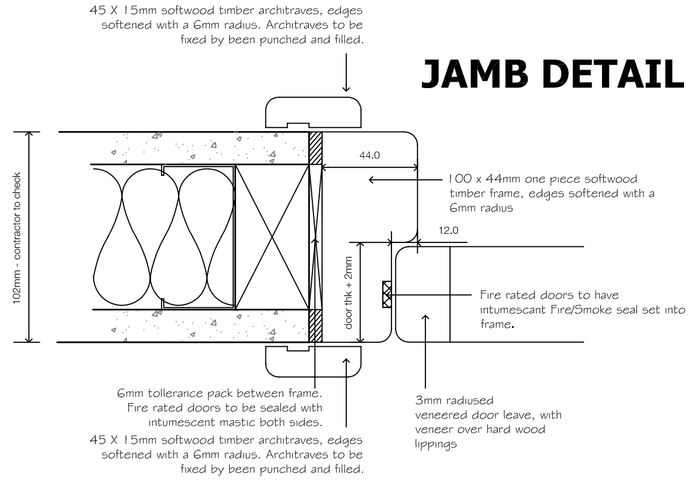

HEAD DETAIL

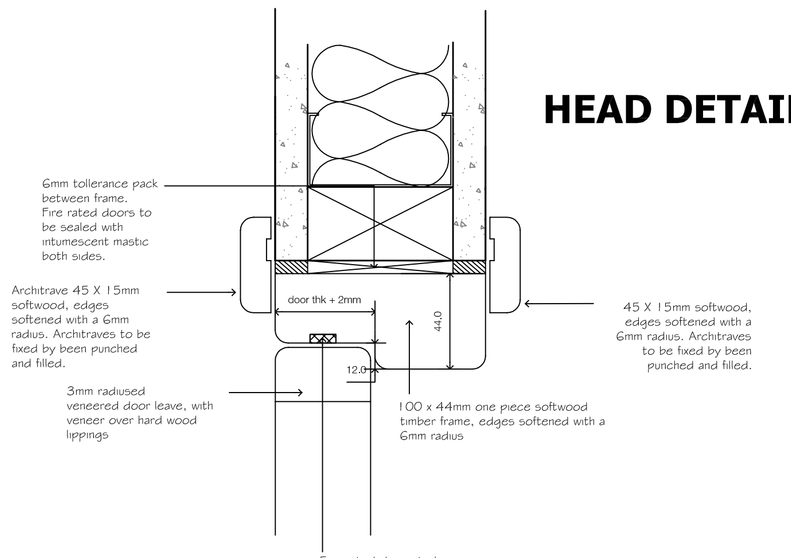

Do not scale from drawing, use figured dimensions & levels only. All dimensions & levels to be checked on site before commencing work and any discrepancies to be notified to C.A. immediately. If in doubt ask ?

ISO 9001 REGISTERED FIRM

NOTE

Drawing to be read in conjunction with other architects drawings, consultant mechanical and electrical engineers drawings, structural engineers drawings and all sub-contractors.

M+E NOTES
M+E engineers to carry out survey of existing services, along with service runs above the ceiling. Refer to M+E drawings and specification for stripping out of existing M+E services.

FLOOR FINISHES
Remove all existing floor finishes and skirting. Existing floor to be skimmed with smoothing underlayment compound (as recommended by flooring manufacturer) to give a smooth, even surface, ready for installation of new flooring. Supply and fit new vinyl flooring with coved skirt, colour to be confirmed.

WALL FINISHES
Make good all existing wall finishes, re-skim where necessary with two coats of finishing plaster. Before skimming apply a coat of diluted PVA bonding to prevent any cracking. Apply 2 coats Dulux Trade 'Sterishield Diamond Matt' emulsion, with 1 Dulux mist-coat and or trade primer as appropriate, colour to be confirmed. All areas are to be prepared and paint applied in accordance with manufacturers recommendations.

CEILING FINISHES
Supply and fit new exposed ceiling grid system, layin tile. Armstrong 'Bioguard Acoustic' Ceiling Tile 600 x 600mm.

STUD PARTITIONS
Gyproc robust stud partition, taken from floor to underside of the existing first floor slab. One layer of 15mm duraline board each side of Gyframe 70 S 60 'C' studs at 600mm centers. 80mm Isover modular roll in cavity. Plaster skim both sides ready for paint decoration.

WALL PROTECTION
Gradus 160BN High Impact Surface Mount Corner Guard 52mm 90º with PVC-u retainer.

rev	comments	initials	date
b	client comments, and workup drawings	mec	08/04/14
a	client comments via email	mec	31/03/14

merseydesigngroup

architects
interior designers
strategy planners
quantity surveyors
cdm co-ordinators

Mersey Design Group Ltd
Clevelland House
41 Shaw Street
Liverpool L6 1HL

telephone:0151 207 9431
facsimile: 0151 207 9447
e: mdg@merseydesigngroup.co.uk
w: www.merseydesigngroup.co.uk

client
Central Manchester University Hospitals NHS Foundation Trust

project
Turner Dental Hospital bins store and lift decommission
University of Manchester
Manchester

content
PROPOSED GROUND FLOOR AND BASEMENT PLANS

scale	sheet	date	drawn by	checked
Varies	A1	08/04/14	MEC	MEC

project number	drawing number	rev
226-04	L(-)01	B

purpose of issue
Information