

Left Elevation

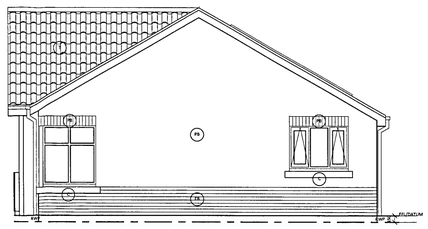

Right Elevation

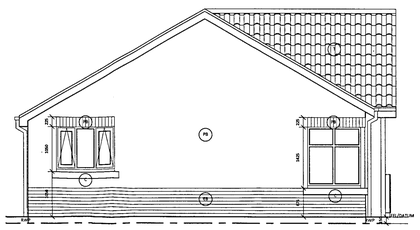

Left Elevation (Detached Arrangement) - PLOT 12
SEE SITE PLAN FOR HANDED ARRANGEMENT - PLOT 11

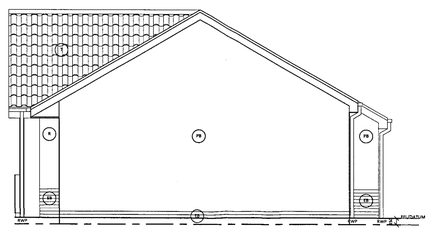

Right Elevation (Detached Arrangement) - PLOT 12
SEE SITE PLAN FOR HANDED ARRANGEMENT - PLOT 11

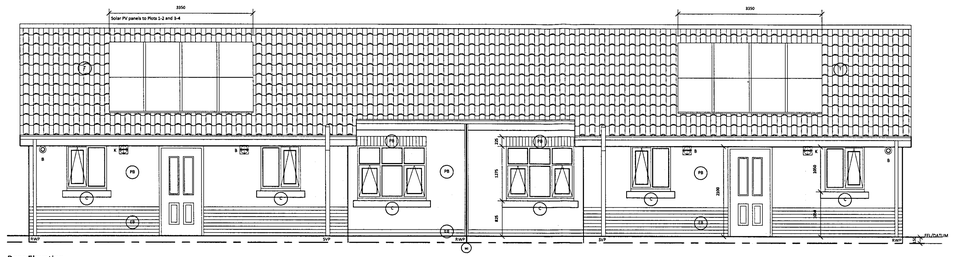

Rear Elevation

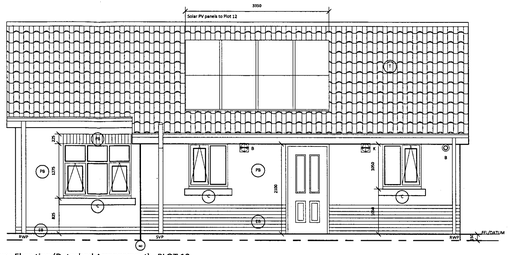

Rear Elevation (Detached Arrangement) - PLOT 12
SEE SITE PLAN FOR HANDED ARRANGEMENT - PLOT 11

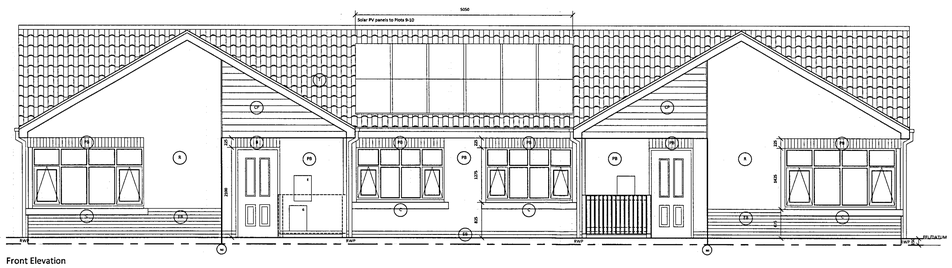

Front Elevation

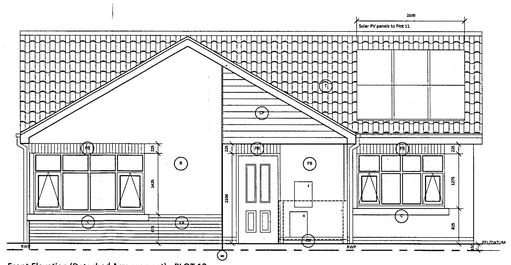

Front Elevation (Detached Arrangement) - PLOT 12
SEE SITE PLAN FOR HANDED ARRANGEMENT - PLOT 11

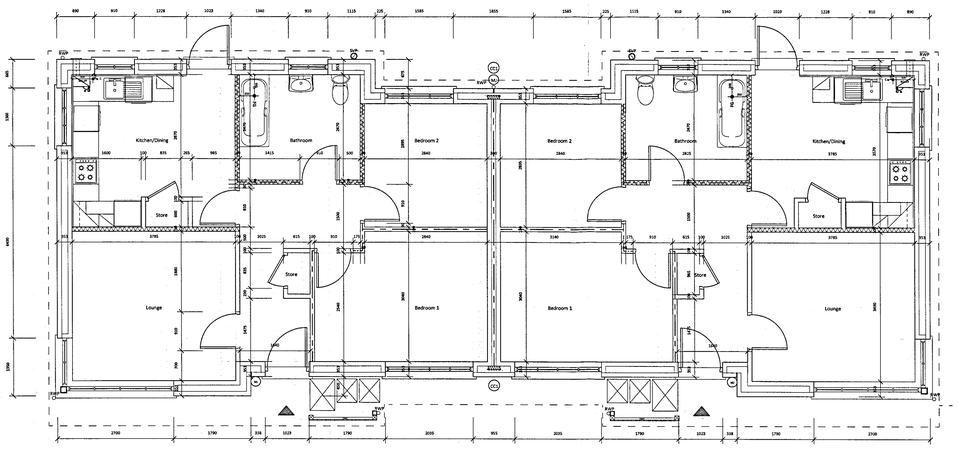

Plan (Semi-Detached Arrangement)

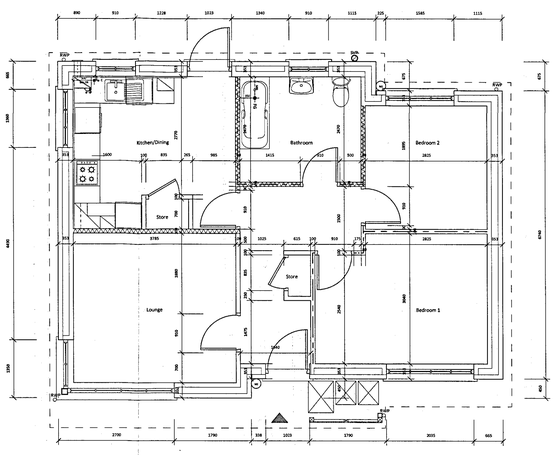

Plan (Detached Arrangement) - PLOT 12
SEE SITE PLAN FOR HANDED ARRANGEMENT - PLOT 11

PLANNING AND BUILDING CONTROL
04 MAR 2014

Notes

Do not scale from this drawing.

All dimensions must be checked on site by contractor prior to construction.

- CB Engineering Red brickwork
- PB Plain Red brickwork
- R Render
- CP Oak-effect cedral panelling
- C Artstone 150mm deep cills
- T Tiles
- W Window reference
- D Door reference
- B Bathroom extract fan - Position subject to review by M&E Sub-Contractor
- K Kitchen extract fan - Position subject to review by M&E Sub-Contractor
- B Boiler flue - Position subject to review by M&E Sub-Contractor
- RWP Rain Water Pipe
- SVP Soil Vent Pipe
- FG Floor Gully for future shower
- I.W Incoming water supply with stop tap
- Electric Meter Meter box position subject to approval by statutory authority
- Gas Meter Meter box position subject to approval by statutory authority
- CCS External (Flanking) wall junction ROBUST DETAIL E-WM-22 (to comply with Part E of the Building Regulations)
- MJ Movement joint (in accordance with Structural Engineer's details)

WALL CONSTRUCTION:

EXTERNAL WALLS
- External leaf 102.5mm brick
- 70mm clear Cavity 80mm Celotex rigid insulation
- Internal leaf 100mm medium dense Block**
- 8mm plaster parge coat
- 12.5mm Plasterboard with 3mm skim on 10mm dot & dab (thermalate closers at reveals)

PARTY WALLS*
- 100mm Blockwork**
- 100mm insulation filled cavity
- 100mm Blockwork**
- 12.5mm Plasterboard (10kg/m²) with 3mm skim on 10mm dot & dab

*Robust detail E-WM-22

**BLOCKWORK STRENGTHS TO BE IN ACCORDANCE WITH STRUCTURAL ENGINEER'S SPECIFICATION

- Internal partition studwork walls
- Internal partition studwork to bathroom and bedroom to have wool batt or quilt insulation to comply with Building Regulations Approved Document Part E.
- Internal partition studwork to bathroom and kitchen to have glass fibre quilt and moisture resistant plasterboard to comply with Employer's Requirements.

Walls in bathrooms and WCs are to be plywood and designed to take support aids.

SOLAR PV PANELS
Solar panels are to be fitted to the various roof planes of the corresponding Plot Nos to manufacturer's recommendations

Bernard Taylor Partnership Ltd.
Architects

ELIZABETH HOUSE, 486 DIDSBURY ROAD, HEATON MERSEY, STOCKPORT, CHESHIRE, SK4 3BS.
Tel: 0161-443 1221
Fax: 0161-442 1672
E-mail: info@BernardTaylor.co.uk

Client

Wythenshawe Community Housing Group

Job

Gladeside Court
Gladeside Road, Wythenshawe

Description

2B 3P Bungalow Type A
Plans and Elevations

Drawn: CD Date: 25/09/2013 Scale: 1:50

Job No:	Drg No:	Rev.
2163	203	-

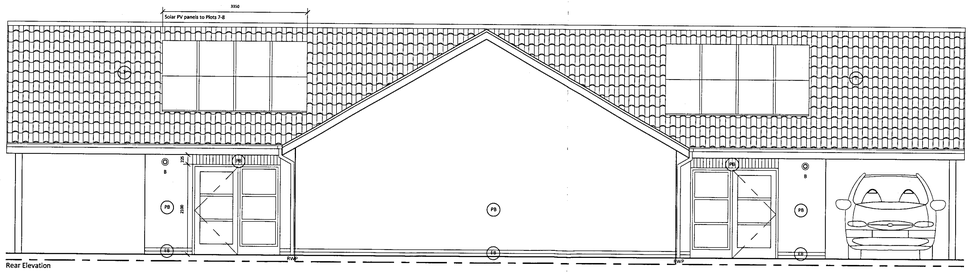

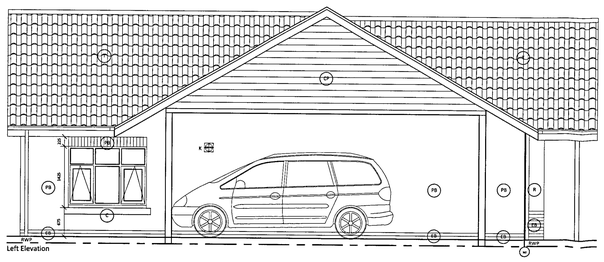

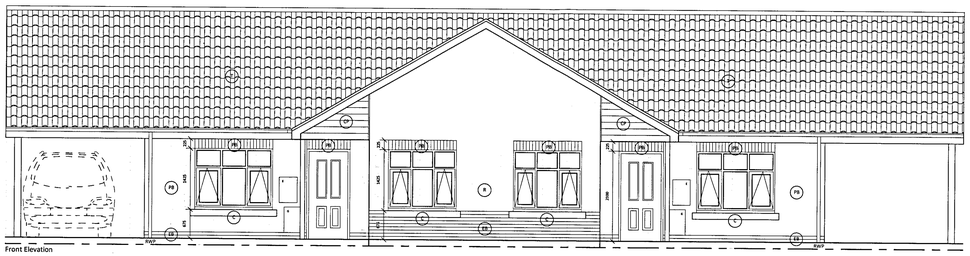

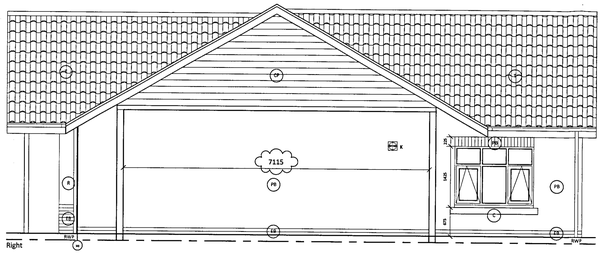

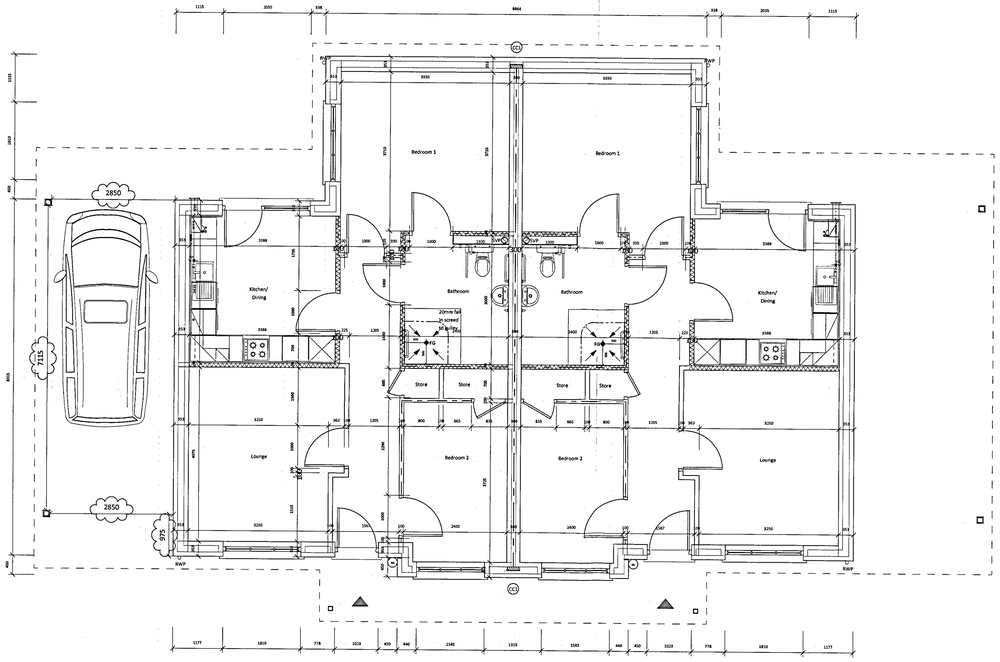

Notes

Do not scale from this drawing.

All dimensions must be checked on site by contractor prior to construction.

- (EB) Engineering Red brickwork
- (PB) Plain Red brickwork
- (R) Render
- (CP) Oak-effect cedral panelling
- (C) Artstone 150mm deep cills
- (T) Tiles
- (W) Window reference
- (D) Door reference
- B — Bathroom extract fan – Position subject to review by M&E Sub-Contractor
- K — Kitchen extract fan – Position subject to review by M&E Sub-Contractor
- B — Boiler flue – Position subject to review by M&E Sub-Contractor
- RWP — Rain Water Pipe
- SVP — Soil Vent Pipe
- FD — Floor Gully for future shower
- I.w — Incoming water supply with stop tap
- Electric Meter — Meter box position subject to approval by statutory authority
- Gas Meter — Meter box position subject to approval by statutory authority
- (CC) External (Flanking) wall junction ROBUST DETAIL E-WM-22 (to comply with Part E of the Building Regulations)
- (MJ) Movement Joint (in accordance with Structural Engineer's details)

WALL CONSTRUCTION:

EXTERNAL WALLS
- External Wall 102.5mm Brick
- 25mm clear Cavity 80mm Celotex rigid insulation
- Internal leaf 100mm medium dense Block**
- 6mm plaster gauge coat
- 12.5mm Plasterboard with 3mm skim on 10mm dot & dab (thermabeize closers at reveals)

PARTY WALLS*
- 100mm Blockwork**
- 100mm insulation filled cavity
- 100mm Blockwork**
- 12.5mm Plasterboard (10kg/m²) with 3mm skim on 10mm dot & dab

*Robust detail E-WM-22

**BLOCKWORK STRENGTHS TO BE IN ACCORDANCE WITH STRUCTURAL ENGINEER'S SPECIFICATION

- Internal partition studwork walls
- Internal partition studwork to bathroom and bedroom to have wool batt or quilt insulation to comply with Building Regulations Approved Document Part E.
- Internal partition studwork to bathroom and kitchen to have glass fibre quilt and moisture resistant plasterboard to comply with Employer's Requirements.

Walls in bathrooms and WCs are to be plywood and designed to take support aids.

SOLAR PV PANELS
Solar panels are to be fitted to the various roof planes of the corresponding flat No.s to manufacturer's recommendations

Rev A: (06/12/2013) CD
Dimensions indicated subject to checking by Structural Engineer to confirm section sizes for points

Bernard Taylor Partnership Ltd.
Architects

ELIZABETH HOUSE, 486 DIDSBURY ROAD, HEATON MERSEY, STOCKPORT, CHESHIRE, SK4 3BS.
Tel: 0161 443 1221
Fax: 0161 442 1672
E-mail: info@BernardTaylor.co.uk

Client

Wythenshawe Community Housing Group

Job

Gladeside Court
Gladeside Road, Wythenshawe

Description

2B 3P Bungalow Type W
Plans and Elevations

Drawn:	CD	Date:	23/09/2013	Scale:	1:50

Job No:	Org No:	Rev.
2163	205	A

PLANNING AND BUILDING CONTROL
01 MAR 2014

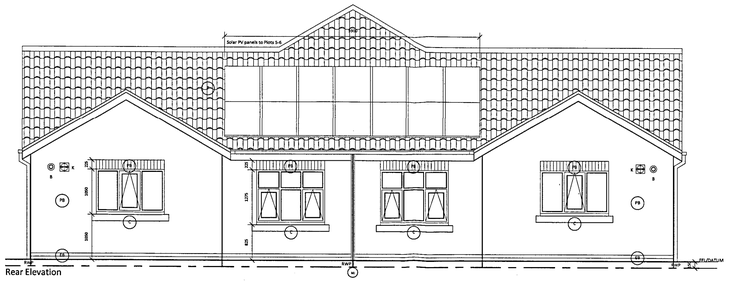

Rear Elevation

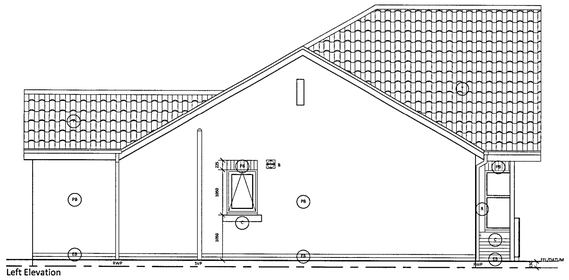

Left Elevation

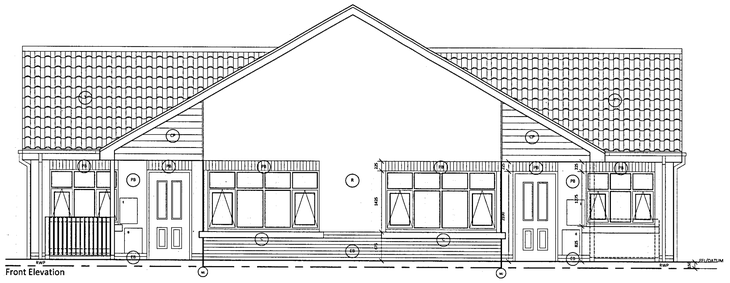

Front Elevation

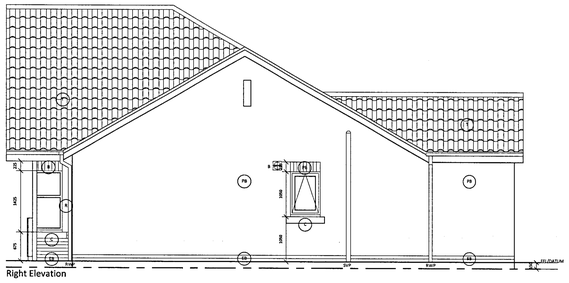

Right Elevation

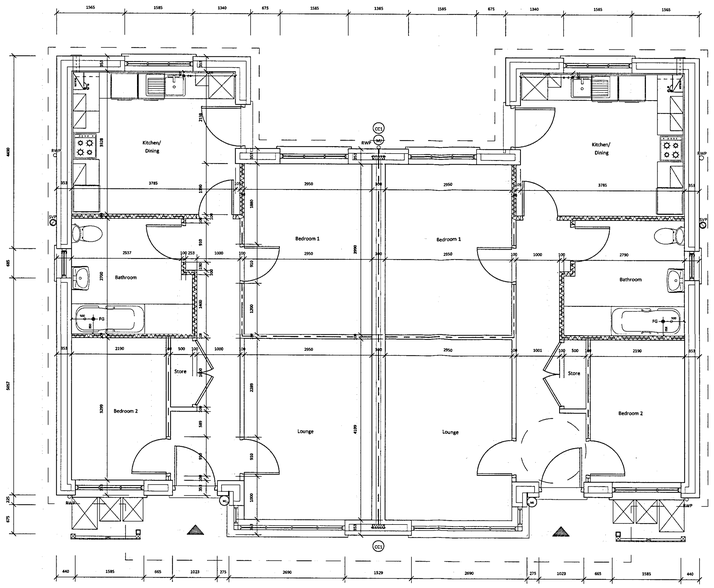

Plan (Semi-Detached Arrangement)

Notes

Do not scale from this drawing.

All dimensions must be checked on site by contractor prior to construction.

- (EB) Engineering Red brickwork
- (PB) Plain Red brickwork
- (R) Render
- (CP) Oak-effect cedral panelling
- (C) Artstone 150mm deep cills
- (T) Tiles
- (W) Window reference
- (D) Door reference
- B — Bathroom extract fan - Position subject to review by M&E Sub-Contractor
- K — Kitchen extract fan - Position subject to review by M&E Sub-Contractor
- B — Boiler flue - Position subject to review by M&E Sub-Contractor
- RWP — Rain Water Pipe
- SVP — Soil Vent Pipe
- FG — Floor Gully for future shower
- I/W — Incoming water supply with stop tap
- E — Electric Meter. Meter box position subject to approval by statutory authority
- G — Gas Meter. Meter box position subject to approval by statutory authority
- (EJ) External (Flanking) wall junction ROBUST DETAIL E-WM-22 (to comply with Part E of the Building Regulations)
- (MJ) Movement Joint (in accordance with Structural Engineer's details)

WALL CONSTRUCTION:

EXTERNAL WALLS
- External leaf 102.5mm Brick
- 70mm clear Cavity 60mm Celotex rigid insulation
- Internal leaf 100mm medium dense Block**
- 6mm plaster parge coat
- 12.5mm Plasterboard with 3mm skim on 10mm dot & dab (Hemelaize closers at reveals)

PARTY WALLS*
- 100mm Blockwork**
- 100mm insulation filled cavity
- 100mm Blockwork**
- 12.5mm Plasterboard (10kg/m²) with 3mm skim on 10mm dot & dab

*Robust detail E-WM-22

**BLOCKWORK STRENGTHS TO BE IN ACCORDANCE WITH STRUCTURAL ENGINEER'S SPECIFICATION

- Internal partition studwork walls
- Internal partition studwork to bathroom and bedroom to have wool batt or quilt insulation to comply with Building Regulations Approved Document Part E.
- Internal partition studwork to bathroom and kitchen to have glass fibre quilt and moisture resistant plasterboard to comply with Employer's Requirements.

Walls in bathrooms and WCs are to be plywood and designed to take support aids.

SOLAR PV PANELS
Solar panels are to be fitted to the various roof planes of the corresponding Plot Nos.s to manufacturer's recommendations

PLANNING AND BUILDING CONTROL
0 4 MAR 2016

Bernard Taylor Partnership Ltd.
Architects

ELIZABETH HOUSE, 486 DIDSBURY ROAD, HEATON MERSEY, STOCKPORT, CHESHIRE, SK4 3BS.
Tel: 0161-443 1221
Fax: 0161-442 1672
E-mail: info@BernardTaylor.co.uk

Client

Wythenshawe Community Housing Group

Job

Gladeside Court
Gladeside Road, Wythenshawe

Description

2B 3P Bungalow Type B
Plan & Elevations

Drawn:	CD	Date:	23/09/2015	Scale:	1:50
Job No:		Drg No:		Rev.	
2163		204		-	