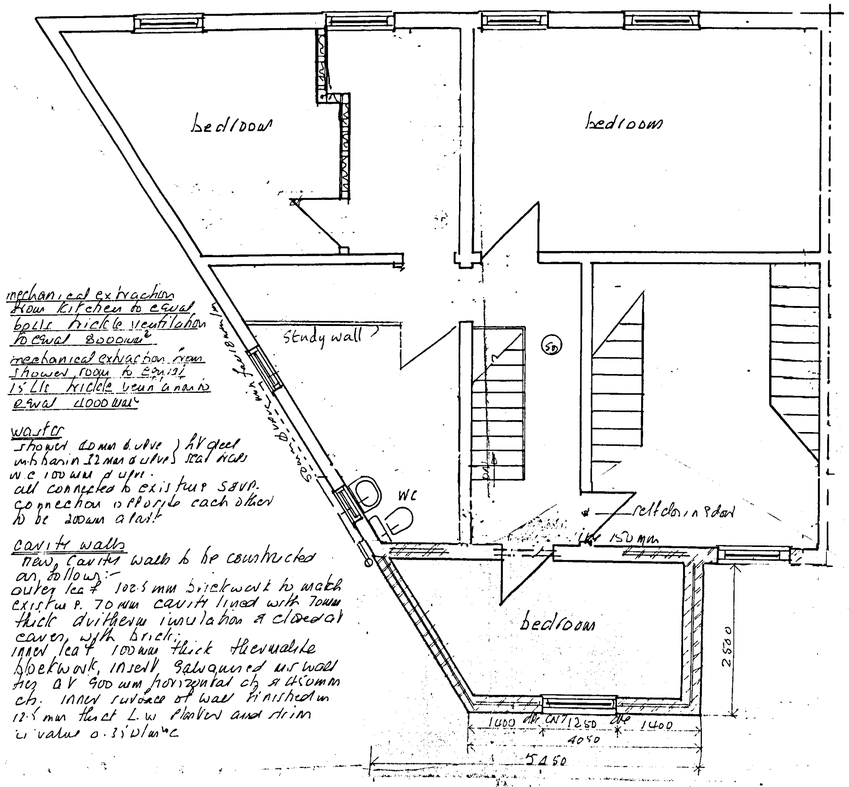

mechanical extraction from kitchen to equal 60 litre trickle ventilation to equal 8000mm²
mechanical extraction from shower room to equal 15 litre trickle ventilation to equal 21000mm²

water
shower 40mm dia valve & AV steel with basin 32mm dia WS seal with w.c 100mm dia WPI.
all connected to existing soil connection to provide each others to be 200mm apart

cavity walls
new cavity walls to be constructed as follows:-
outer leaf 102.5mm brickwork to match existing P. 70mm cavity lined with 70mm thick duritherm insulation & closed at eaves with bricks
inner leaf 100mm thick thermalite blockwork, insert galvanised ms wall tie @ 900mm horizontal ch & 450mm ch. inner surface of wall finished in 12.5mm thick L.W plaster and trim in value 0.35 W/m²c

PROPOSED FIRST FLOOR LAYOUT

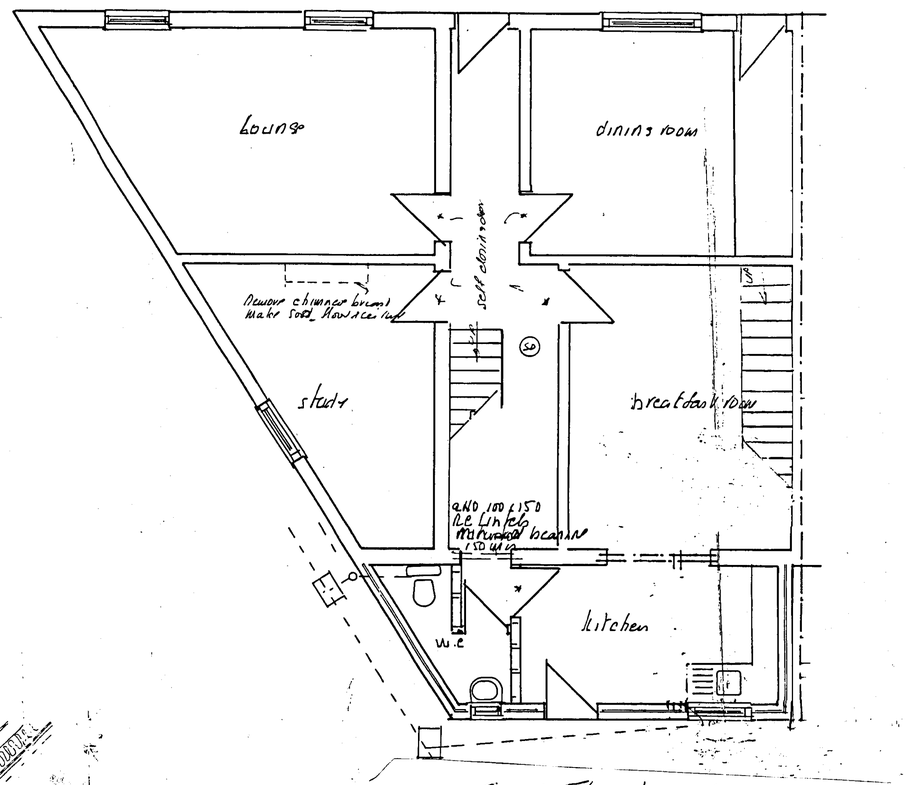

Ground Floor Layout

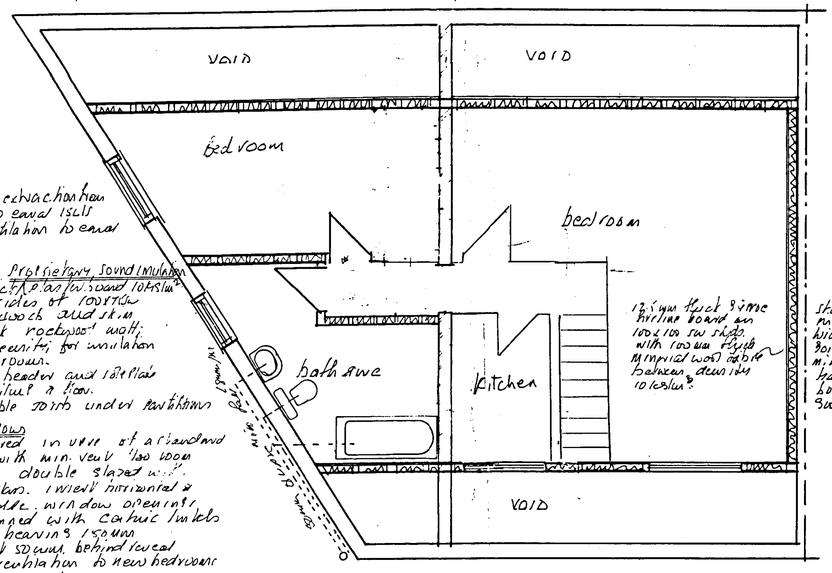

mechanical extraction from bathroom to equal 15LTS trickle ventilation to equal 21000mm²

Partitions Proprietary sound insulation
12.5mm thick T&G particleboard flooring on both sides of 100mm studs with 600mm centres. 100mm thick rockwool quilt to establish eligibility for insulation between rooms.
100 x 50 sw header and cripples fixed to ceiling joists.
insert double joists under partitions

new windows
manufactured in uPVC of a standard pattern with min. vent area 1/20 room floor area double glazed units. low E/K glass. insert horizontal & vertical astragals. window openings to be stopped with corbuc bricks min. end bearing 150mm
frames set 50mm back behind reveal
Provide ventilation to new bedrooms to equal 8000mm²

PROPOSED SECOND FLOOR LAYOUT

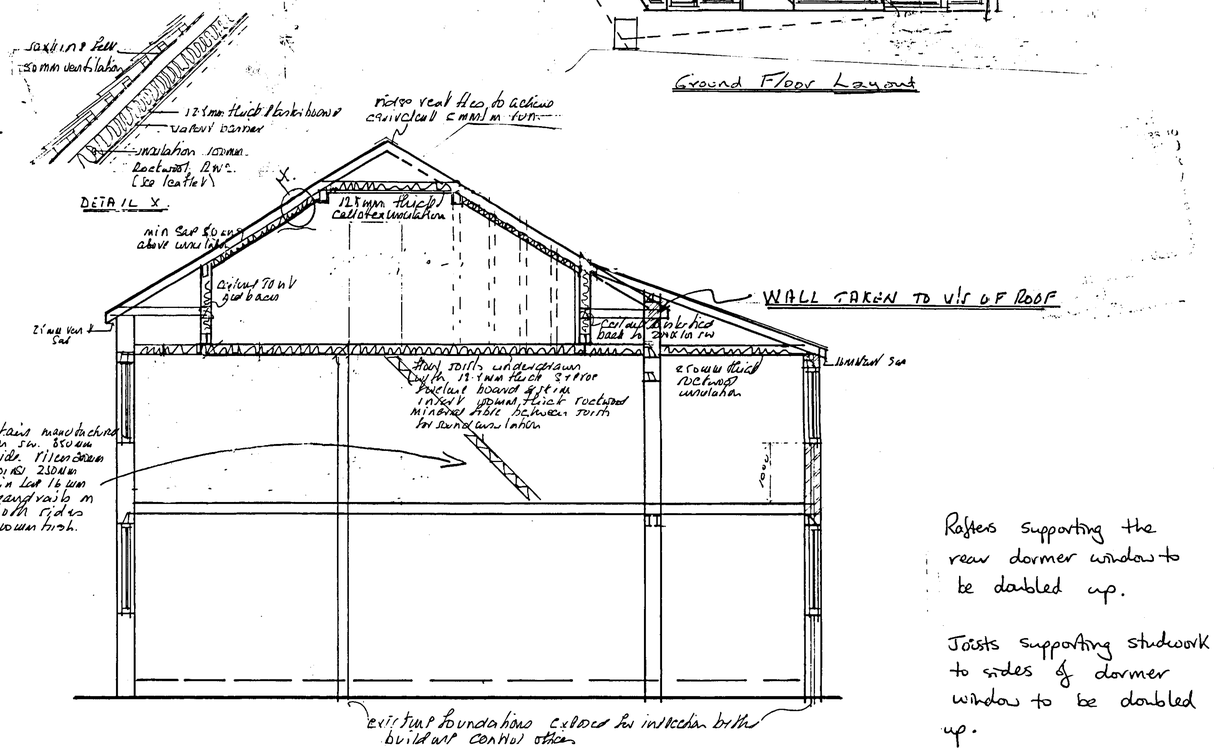

Rafters supporting the rear dormer window to be doubled up.

Joists supporting studwork to sides of dormer window to be doubled up.

NOTES

1) all works must be carried out in accordance with any relevant B.S or N.I codes of practice, and comply to building regulations, including the latest amendments
2) the appointed contractor will be responsible for checking on site all dimensions etc and in particular the conditions of all structural elements & that all approvals have been obtained where necessary
3) THIS DRAWING IS NOT TO BE USED FOR CONSTRUCTION PURPOSES UNLESS IT IS STAMPED APPROVED UNDER BUILDING REGULATIONS BY THE BUILDING CONTROL SECTION OF THE CITY COUNCIL.

(SD) smoke detectors to BS 5446 mains powered with battery back up and linked.

all doors marked ▲ to be self closing doors and give 30 min fire resistance door sizes to be confirmed

PLANNING AND BUILDING CONTROL
29 OCT 2003

Set for:-

PROPOSED LAYOUTS
21 UPPER WEST GROVE
LEVENSHULME
MANCHESTER
M13 0BR.

C.N.H (ENSINEERING)
0161. 432. 8892

date	scale	drawn by
26.10.03	1:50	J.W.Hamilton

Revised & amended with B.R

Revised & amended with B.R