This drawing is the property of GWP Architecture. Copyright is reserved by them and the drawing is issued on the condition that it is not copied, reproduced, retained, or disclosed to any unauthorised person, either wholly or in part, without the consent in writing of GWP Architecture.

All drawings and specifications should be read in conjunction with the project health and safety plan, any possible conflicts should be presented to the Planning Coordinator.

All work to be carried out in accordance with current Building Regulations.

Contractors must verify all dimensions at the job before commencing any work or making shop drawings.

Written dimensions should be taken.

Do not scale off drawing.

Do not take digital dimensions from this drawing.

Any discrepancies to be reported to the Architect.

NOTES

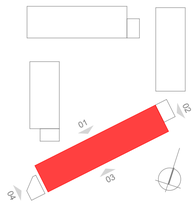

Window elevation treatment based upon an individual noise event not normally exceeding 50db LA max. (BS 8233:1999)

KEY

1. Facing brickwork - colour TBC
2. High performance double glazed colour coated uPVC window - colour TBC
   Fibre cement panel adjacent (where relevant) fixed independently and not part of window
3. High performance double glazed colour coated aluminium door - colour TBC
4. Fibre cement panel - colour TBC
5. Fibre cement panel feature frame surround to window - colour TBC
6. Fibre cement roof slates - colour TBC
7. Facing Brickwork - colour grey
8. Recessed Brickwork
9. (AOV) rooflight
11. Aluminium Capping
12. Vertical brickwork break with fibre cement insert. Aluminium hopper and rwp
14. Louvred door
15. Recessed mortar joint detail
18. 2.25m Security fence to courtyard - colour TBC
19. Vertical brickwork break with fibre cement insert

Refer to Cluster B site plan/landscape (PA).42 plan for additional fencing information. Boundary wall/fencing to further architects details.

Drawing Formerly A-GWP-286.1212.(PA).112

REVISIONS

Rev		Dr	Ch	Date
1	First issue	MF	RT	08.10.12
2	Planning Application Issue	BS	RT	26.11.12
3	Boundary wall/fencing shown. Note added	TA	RT	06.02.13

DRAWING ORIGINATOR

chartered architects
interior designers
space planners
project managers
landscape architects

gwp architecture

Bracken House
1 Lidgett Lane
Leeds
LS8 1PQ
01132 666044
01132 681859 (f)
architecture@gwp-arch.com
www.gwp-arch.com

Birley Fields
Student Accommodation

Manchester Metropolitan University

CLIENT

BUILDING SOLUTIONS

DRAWING DESCRIPTION

Plot B Block B3 (Townhouse): Elevations

teamwork://GWP BIM/Servers/MMU Townhouses Block A&B/CE (02.01.13)

SCALE	1:100 A1	DRAWN BY	TA
DATE	Sept. 2012	CHECKED	RT

DRAWING NUMBER

A-GWP-286.1212.(PA).53 .03

DRAWING STATUS

INFORMATION | TENDER | CONTRACT CONSTRUCTION



Elevation 01
North West



Elevation 02
North East



Elevation 03
South East

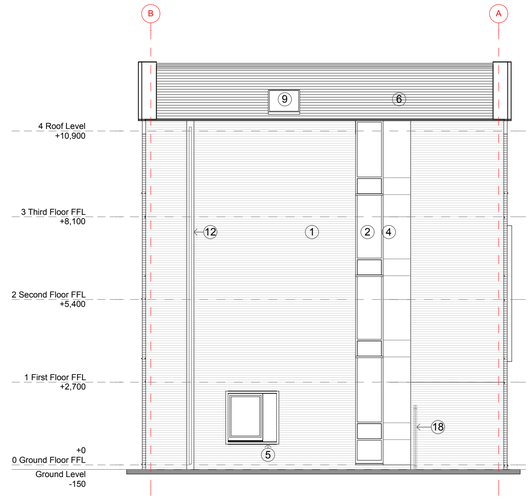

Elevation 04
South West

0 1 2 3 4 5

This drawing is the property of GVP Architecture. Copyright is reserved by them and the drawing is issued on the condition that it is not copied, reproduced, retained or disclosed to any unauthorised person either wholly or in part, without the consent in writing of GVP Architecture.

All drawings and specifications should be read in conjunction with the project health and safety plan, any possible conflicts should be presented to the Planning Coordinator.

All work to be carried out in accordance with current Building Regulations.

Contractors must verify all dimensions at the job before commencing any work or making shop drawings.

Written dimensions should be taken.

Do not scale off drawing.

Do not take digital dimensions from this drawing.

Any discrepancies to be reported to the Architect.

NOTES

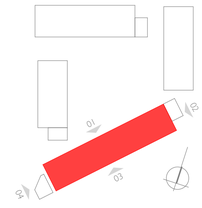

Window elevation treatment based upon an individual noise event not normally exceeding 50db LA max. (BS 8233:1999)

KEY

1. Facing brickwork - Grainger Gold NBS F10 Spec 110
2. High performance double glazed colour coated uPVC window - RAL 7016 NBS F10
   Fibre cement panel adjacent (where relevant) fixed independently and not part of window
3. High performance double glazed colour coated aluminium door - RAL 7016 NBS L10
4. Fibre cement panel - Eternit Equitone Natura, Mineral Grey NBS H20 Spec 155
   Feature colour as indicated Trespa Rusy Red
5. Fibre cement panel feature frame surround to window - Eternit Equitone Natura, Cream White NBS H20 Spec 155
6. Fibre cement roof slates - Eternit Blue/Black Garsdale NBS H61 Spec 150
7. Facing Brickwork - Mildale Grey Multi Dragface NBS F10 Spec 120
8. Recessed Brickwork detail
9. (AOV) rooflight
11. Aluminium Capping RAL 7016
12. Vertical brickwork break with fibre cement insert with/without aluminium hopper and rwp- Eternit Equitone Natura, Mineral Grey NBS H20 Spec 155
14. Louvred door
15. Recessed mortar joint detail
18. 2.25m Security fence to courtyard - colour TBC
19. Vertical brickwork break with fibre cement insert- Eternit Equitone Natura, Mineral Grey NBS H20 Spec 155

Refer to Cluster B site plan/landscape (PA).42 plan for additional fencing information. Boundary wall/fencing to further architect's details.

Drawing Formerly A-GVP-286.1212.(PA).112

REVISIONS

Rev		Dr.	Ch.	Date
1	First issue	MF	RT	08.10.12
2	Planning Application Issue	BS	RT	26.11.12
3	Boundary wall/fencing shown. Note added.	TA	RT	06.02.13
4	Single door adjusted to double door. Non material Ammendments Application Issue.	LG	EC	02.04.14

DRAWING ORIGINATOR

chartered architects
interior designers
urban designers
project managers
landscape architects

gvp
gvp architects

architecture@gvp-arch.com
www.gvp-arch.com
tel: 0113 248 4444 (t)
0113 248 8855 (f)

Bracken House
1 Lovell Park Road
Leeds
LS8 1PQ

PROJECT

Birley Fields
Student Accommodation

Manchester Metropolitan University

CLIENT

BUILDING SOLUTIONS

DRAWING DESCRIPTION

Plot B Block B3 (Townhouse): Elevations

\\samwork\GVP BIM\Jobs.dir\MMU\17 Townhouses Block A&C.E

SCALE	1:100 @ A1	DRAWN BY	TA
DATE	March 2013	CHECKED	RT

DRAWING NUMBER

No. Rev.
A-GVP-286.1212.(PA).53 04

DRAWING STATUS

INFORMATION	TENDER	CONTRACT CONSTRUCTION	☒



Elevation 01
North West

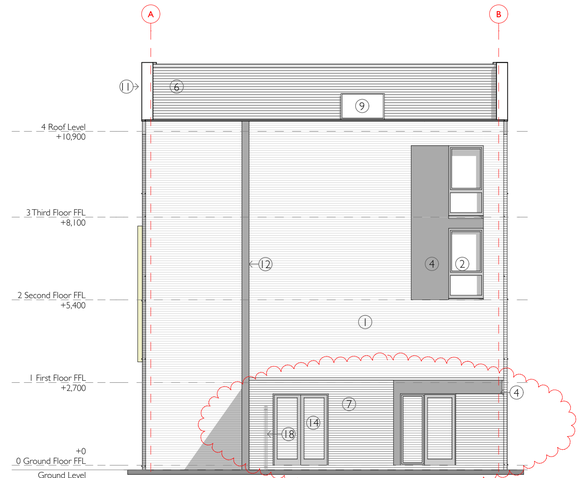

Elevation 02
North East



Elevation 03
South East

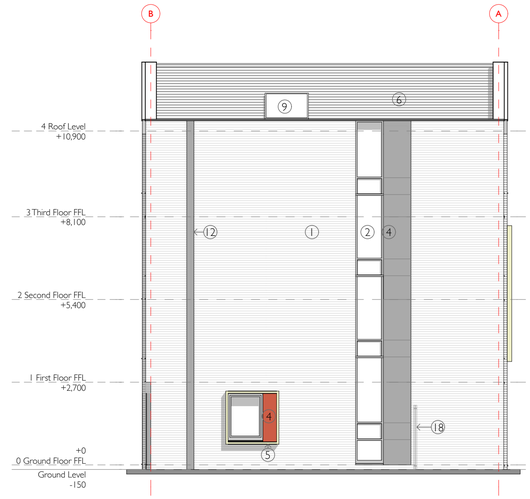

Elevation 04
South West

0 1 2 3 4 5