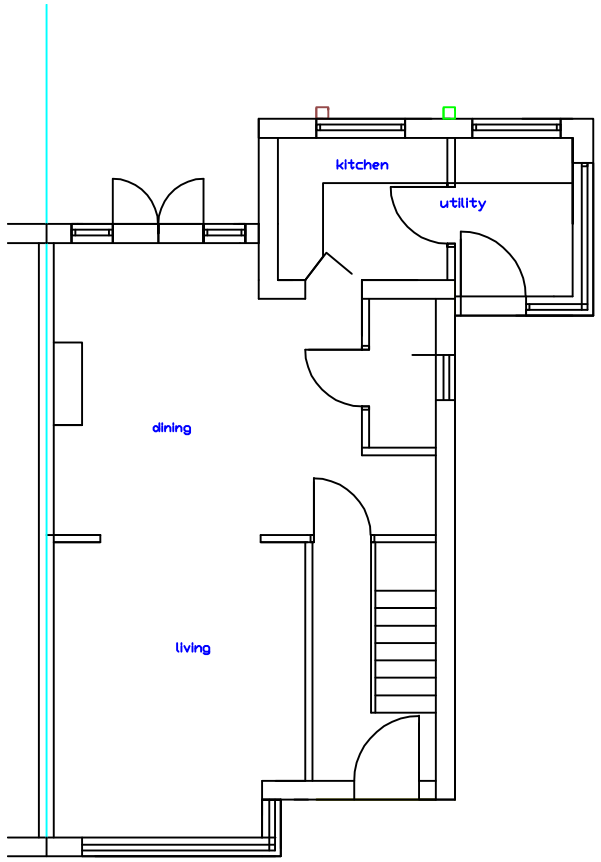

EXISTING
GROUND FLOOR
1:100

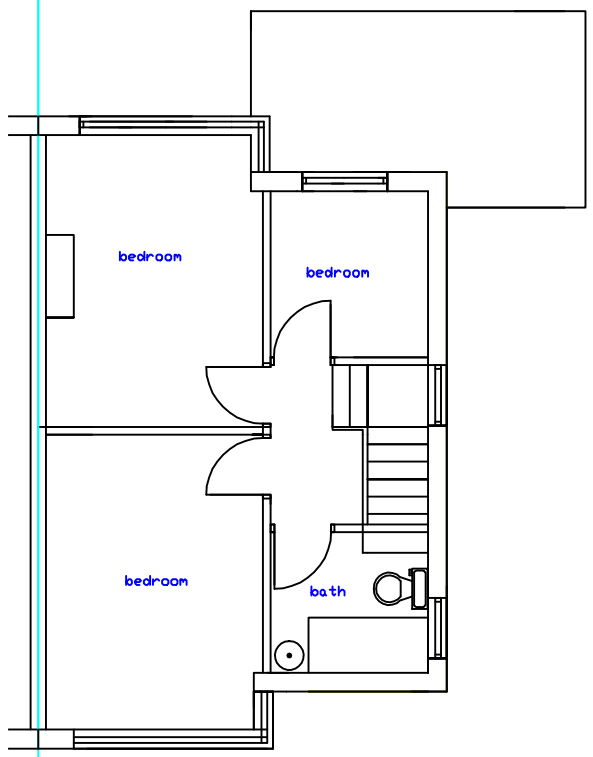

EXISTING FIRST
FLOOR
1:100

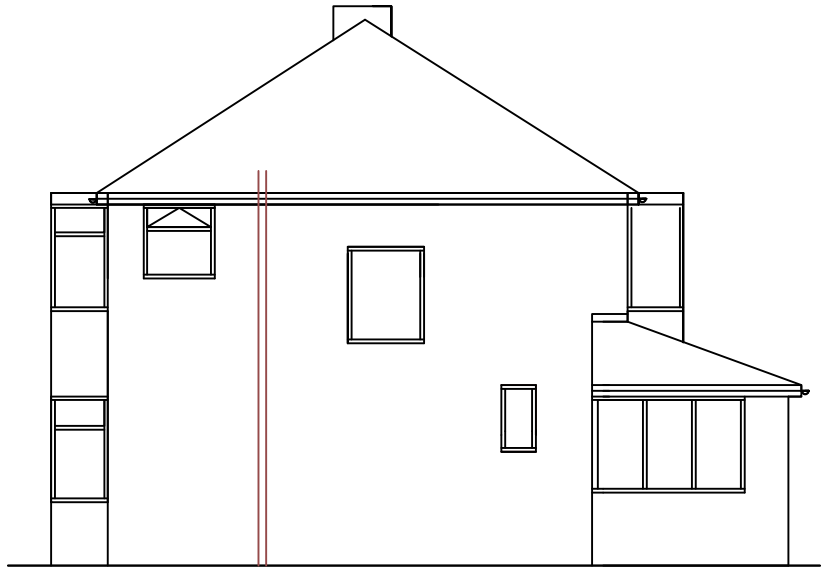

EXISTING SIDE VIEW A
1:100

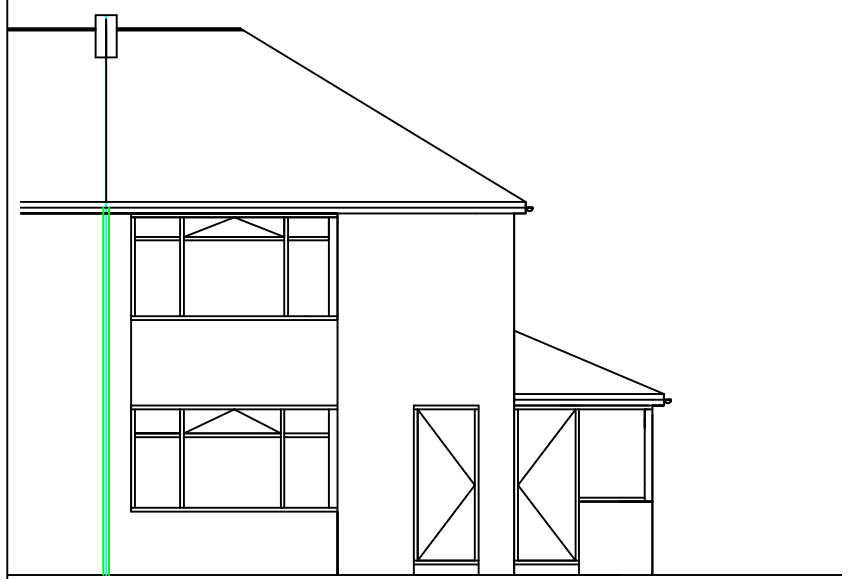

EXISTING FRONT VIEW
1:100

PROPOSED
ROOF BLOCK
PLAN
1:500

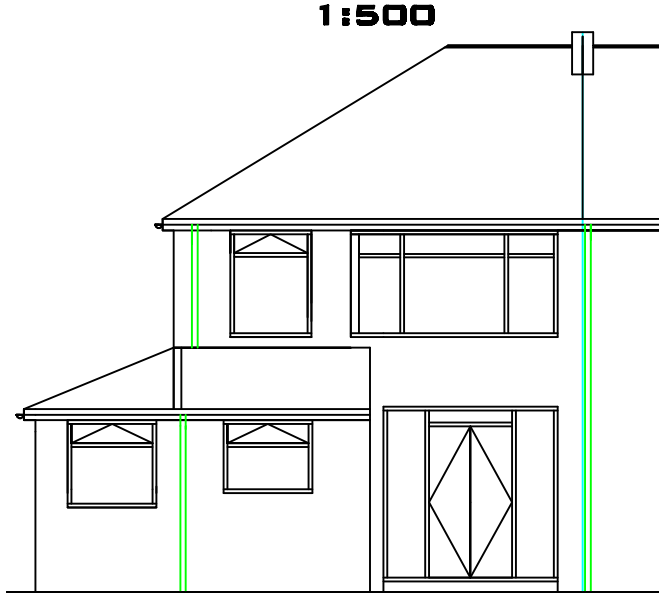

EXISTING REAR VIEW
1:100

notes

ELECTRICAL WORKS BY A COMPETENT PERSON SCHEME MEMBER:
All wiring and electrical works to be designed, installed, inspected and tested in accordance with the requirements of BS 7671, the IEE 17th edition wiring guidance and Building Regulation Part P (Electrical Safety) by a member of the O.D.P.M Competent Person Scheme. AND The competent person is to send to the Local Authority a 'Self-certification Certificate' within 30 days of the electrical works completion. Client must receive both a copy of 'Self-certification Certificate' and a BS 7671 Electrical Installation Test Certificate. All sockets at minimum 450mm height all switches maximum 1.200metres provide a max 25 % normal wattage fitting as required
All works carried out by NICEIC / ECA .Electrical works lighting and switches to new kitchen, utility, cloak layout to distribution board with a 5 amp switch13amp switched double sockets 6 kitchen , 3 utility . dining back to the distribution board via 32 amp switch as required Mechanical extract ,ensuite 60litres from hob , 30 litres elswhere in kitchen and utility 30 litres .15 litres from cloak area. , as required. Fire /smoke alarm fitted first floor landing and ground floor, etc. smoke alarm to kitchen all interconnected into a hard wired separate circuit as required and back to the 5 amp switch as required. Along with a battery backup .
WINDOWS AND DOORS AND EXTERNAL UPVC PRODUCT S. All new windows and doors .fully draft proofed and double glazed in Opti white outer pane,16mm Argon filled double-glazingwith an aluminium spacer bar with an inner pane of low emissityK glass to give Uvalue 1.6 w/m2 k (or window energy rating Band C -certificates of compliances to be be provided too Building Control . as required. Rooms to have 1/20th opening light to floor area. All units to have 8,000 square mm of trickle ventilation.
Any roof light windows to have low E coating as well Critical Glazing to below 800mm cill heightand within 300mm of door way opening, and within 1500mm from floor etc. to have toughened /laminated safety glass to BS 6206.Fire escape windows to be 0.33square meter and 450mm clear opening at min 800mm high and maximum 1.100m above floor level.Willets trickle vents, fitted in accordance with manufacturer's instructions with open able vent areas of 8,000mm2 &4,000mm2 to habitable and non habitable 2 windows, 2, french external door .4 roof lights, 0.79m x 1.40m , as required,any new Rainwater 100mm gutters and 75 mm rain water pipes to be UPVC include all brackets' offsets and stop end . Any new drainage to be 100mm hep sleeve with flexible joints lay to self cleansing falls 1:40 and back filled with 5 mm pea gravel all as agreed with building control all connected into the existing separate system Any B.I Gullies to be rod able. two new radiator,s connected to the existing central heating system; provide thermostatic radiator valves to the new/ relocated radiators as required. All gas works carried out by gas safe approved engineers / contractors only. Internal plumbing new fittings to provide shower, basin and any plumbing to sinks , WC and basins to have 75mm deep seal traps 32mm basins 38mm showers, baths 50mm combined wastes connected to the existing man hole and maintain the existing separate drainage system.

DO NOT SCALE OF THIS DRAWING TAKE ALL DIMENSIONS ON SITE PLEASE ENSURE ALL WORKS HAVE BEEN APPROVED BEFORE COMMENCMENT

project:
MANCHESTER CITY COUNCIL
PLANNING
BUILDING CONTROL
APPLICATION

client:
DAWN SENIOR ,
11,MYERSCROFT ROAD ,
MILES PLATTING ,
M40
TEL07954086989
EMAIL D.SENIOR46
@VIRGINMEDIA.COM

Plans Drawn.
tel.no.07952934281
07856609593
email
Bawinterbottom
@aol.com
PlansDrawn01@aol.com
www.plansdrawn.org

date:	drawn:
JAN. 2014	DRW

drawing title:
PROPOSED REAR AND SIDE
DOUBLE STOREY EXTENSION

project no.	drg. no.	Date Rev
MR11	01	